



Ministry of Health and Family Welfare



India's Cumulative COVID-19 Vaccination Coverage exceeds 133.88 Cr

Nearly 67 Lakh doses administered in the last 24 hours

Recovery Rate currently at 98.37% is highest since March 2020

5,784 New Cases reported in the last 24 hours

India's Active Caseload (88,993) is lowest in 563 days

Weekly Positivity Rate (0.68%) less than 1% for last 30 days

Posted On: 14 DEC 2021 10:05AM by PIB Delhi

With the administration of **66,98,601** vaccine doses in the last 24 hours, India's COVID-19 vaccination coverage has exceeded **133.88 Cr (1,33,88,12,577)** as per provisional reports till 7 am today. This has been achieved through 1,40,27,706 sessions.

The break-up of the cumulative figures as per the provisional report till 7 am today include:

| | | |
|--|----------------------|-------------|
| | 1 st Dose | 1,03,85,716 |
| | | |
| | | |

HCWs

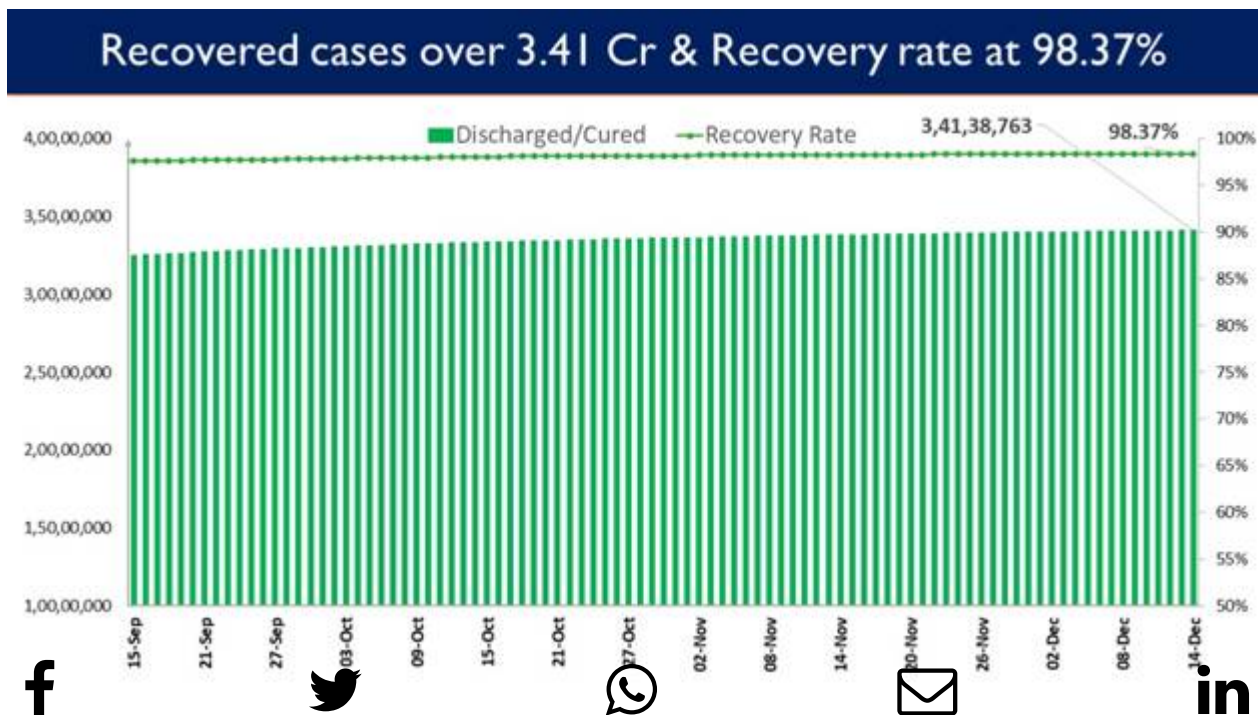




| | | |
|-----------------------|----------------------|-----------------------|
| | 2 nd Dose | 96,07,316 |
| FLWs | 1 st Dose | 1,83,83,175 |
| | 2 nd Dose | 1,67,05,166 |
| Age Group 18-44 years | 1 st Dose | 47,99,75,178 |
| | 2 nd Dose | 27,39,51,712 |
| Age Group 45-59 years | 1 st Dose | 18,99,59,003 |
| | 2 nd Dose | 13,45,40,063 |
| Over 60 years | 1 st Dose | 11,87,51,430 |
| | 2 nd Dose | 8,65,53,818 |
| Total | | 1,33,88,12,577 |

The recovery of 7,995 patients in the last 24 hours has increased the cumulative tally of recovered patients (since the beginning of the pandemic) to 3,41,38,763.

Consequently, India's recovery rate stands at 98.37%, highest since March 2020.

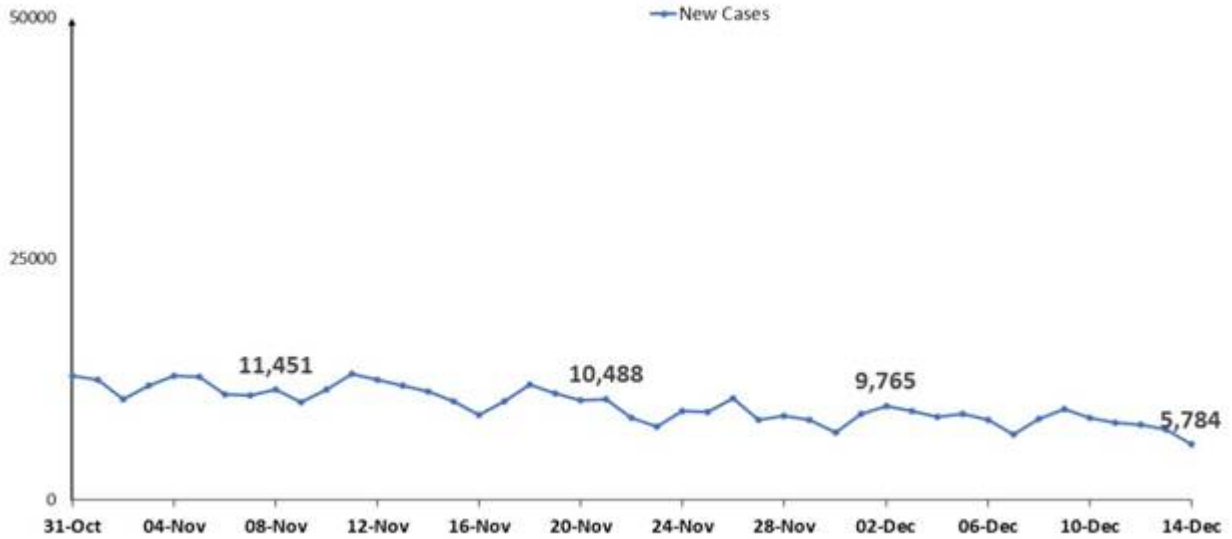


Sustained and collaborative efforts by the Centre and the States/UTs continue the trend of less than 15,000 Daily New Cases that is being reported for last 47 days now.

5,784 new cases were reported in the last 24 hours. This is **lowest in 571 days**.

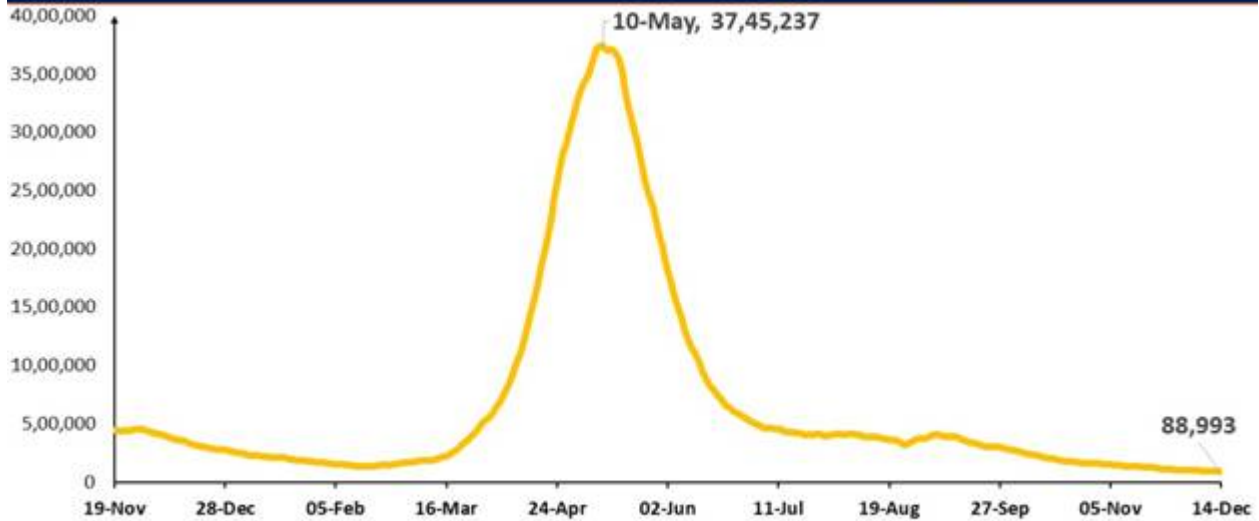


5K New Cases reported in last 24 hrs



India's Active Caseload presently at **88,993** is **lowest in 563 days**. Active cases constitute **0.26%** of the country's total Positive Cases, which is **lowest since March 2020**.

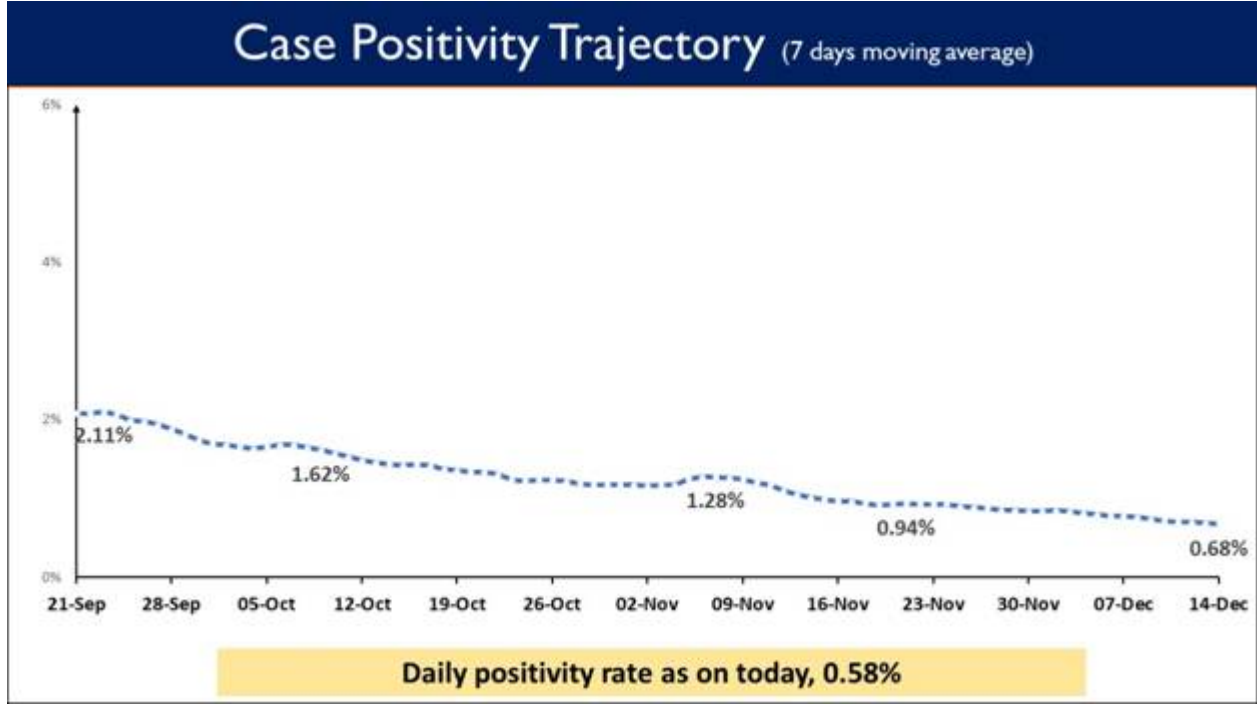
India's Active cases Trajectory



The testing capacity across the country continues to be expanded. The last 24 hours saw a total of 9,50,482 tests being conducted. India has so far conducted over **65.76 Cr (65,76,62,933)** cumulative tests.



While testing capacity has been enhanced across the country, **Weekly Positivity Rate at 0.68% remains less than 1% for the last 30 days now.** The **Daily Positivity rate reported to be 0.58%.** The daily Positivity rate has remained below 2% for last 71 days and below 3% for 106 consecutive days now.



MV

HFV/COVID States data/14thDecember2021/3

(Release ID: 1781176) Visitor Counter : 313

Read this release in: Urdu , Hindi , Gujarati , Tamil , Malayalam

