



Ministry of Health and Family Welfare



## India's Cumulative COVID-19 Vaccination Coverage exceeds 130.39 Cr

**in** More than 80 Lakh doses administered in the last 24 hours

Recovery Rate currently at 98.36% is highest since March 2020

9,419 New Cases reported in the last 24 hours

India's Active Caseload currently stands at 94,742

Weekly Positivity Rate (0.74%) less than 1% for last 25 days

Posted On: 09 DEC 2021 9:40AM by PIB Delhi

With the administration of **80,86,910** vaccine doses in the last 24 hours, India's COVID-19 vaccination coverage has exceeded **130.39 Cr (1,30,39,32,286)** as per provisional reports till 7 am today. This has been achieved through 1,35,89,181 sessions.

The break-up of the cumulative figures as per the provisional report till 7 am today include:

|      |                      |             |
|------|----------------------|-------------|
| HCWs | 1 <sup>st</sup> Dose | 1,03,85,160 |
|      | 2 <sup>nd</sup> Dose | 95,71,919   |

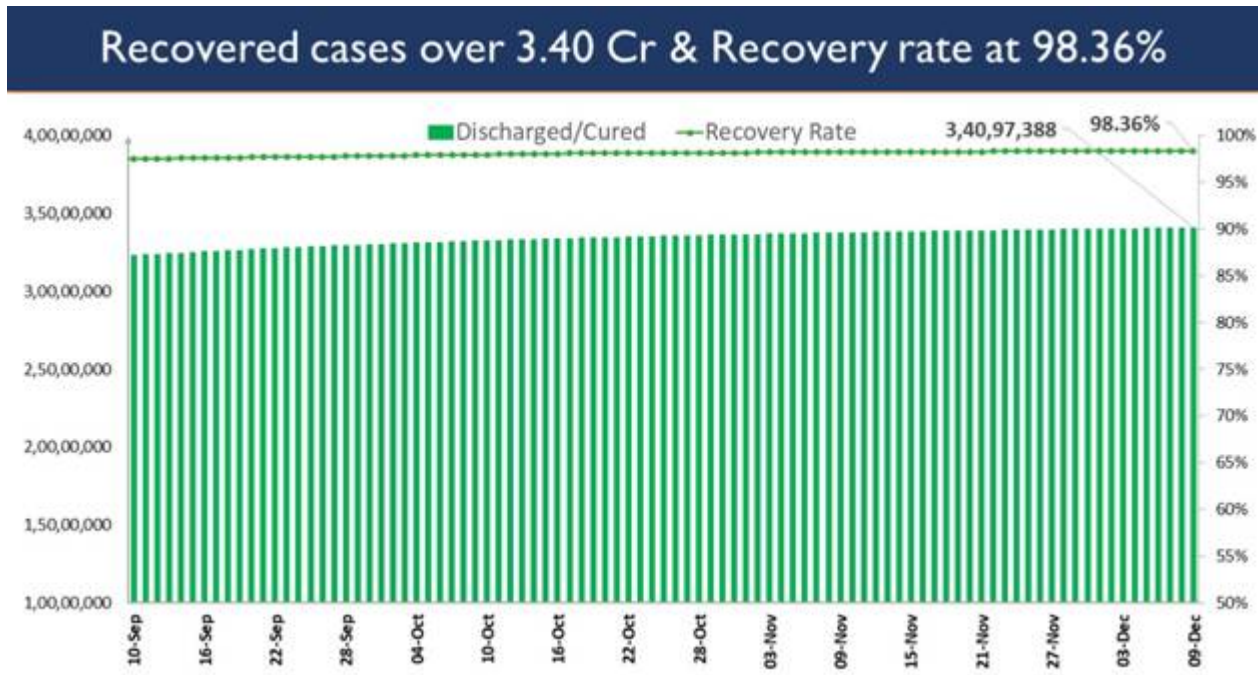





|                                 |                      |                       |
|---------------------------------|----------------------|-----------------------|
| <b>f</b> FLWs                   | 1 <sup>st</sup> Dose | <b>1,83,82,231</b>    |
|                                 | 2 <sup>nd</sup> Dose | <b>1,66,40,653</b>    |
| <b>t</b> Age Group 18-44 years  | 1 <sup>st</sup> Dose | <b>47,27,96,104</b>   |
|                                 | 2 <sup>nd</sup> Dose | <b>25,66,38,645</b>   |
| <b>in</b> Age Group 45-59 years | 1 <sup>st</sup> Dose | <b>18,81,92,929</b>   |
|                                 | 2 <sup>nd</sup> Dose | <b>12,96,48,490</b>   |
| <b>Over 60 years</b>            | 1 <sup>st</sup> Dose | <b>11,77,32,931</b>   |
|                                 | 2 <sup>nd</sup> Dose | <b>8,39,43,224</b>    |
| <b>Total</b>                    |                      | <b>1,30,39,32,286</b> |

The recovery of **8,251** patients in the last 24 hours has increased the cumulative tally of recovered patients (since the beginning of the pandemic) to **3,40,97,388**.

Consequently, India's recovery rate stands at **98.36%**, highest since March 2020.



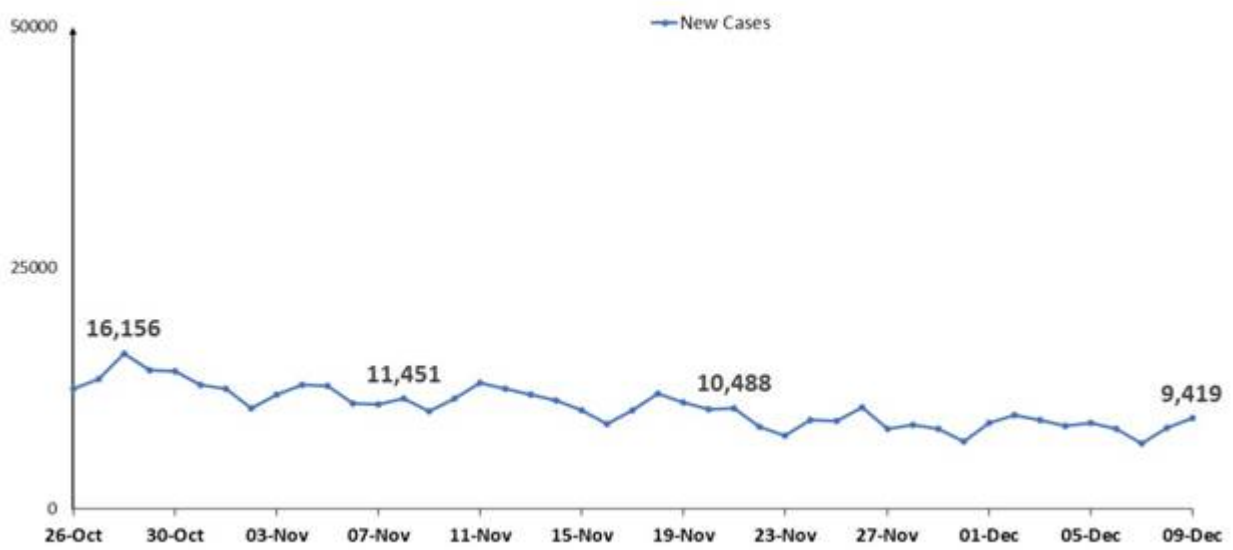
Sustained and collaborative efforts by the Centre and the States/UTs continue the trend of less than 15,000 Daily New Cases that is being reported for **1st** 42 days now.



9,419 new cases were reported in the last 24 hours.

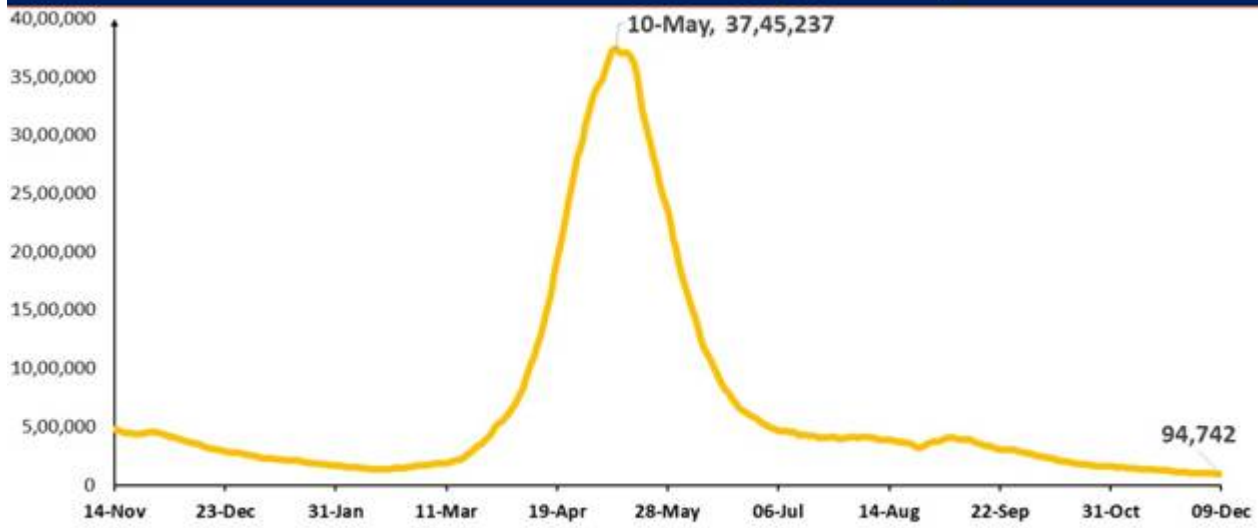


# 9K New Cases reported in last 24 hrs



India's Active Caseload is presently at **94,742**. Active cases constitute **0.27%** of the country's total Positive Cases, which is **lowest since March 2020**.

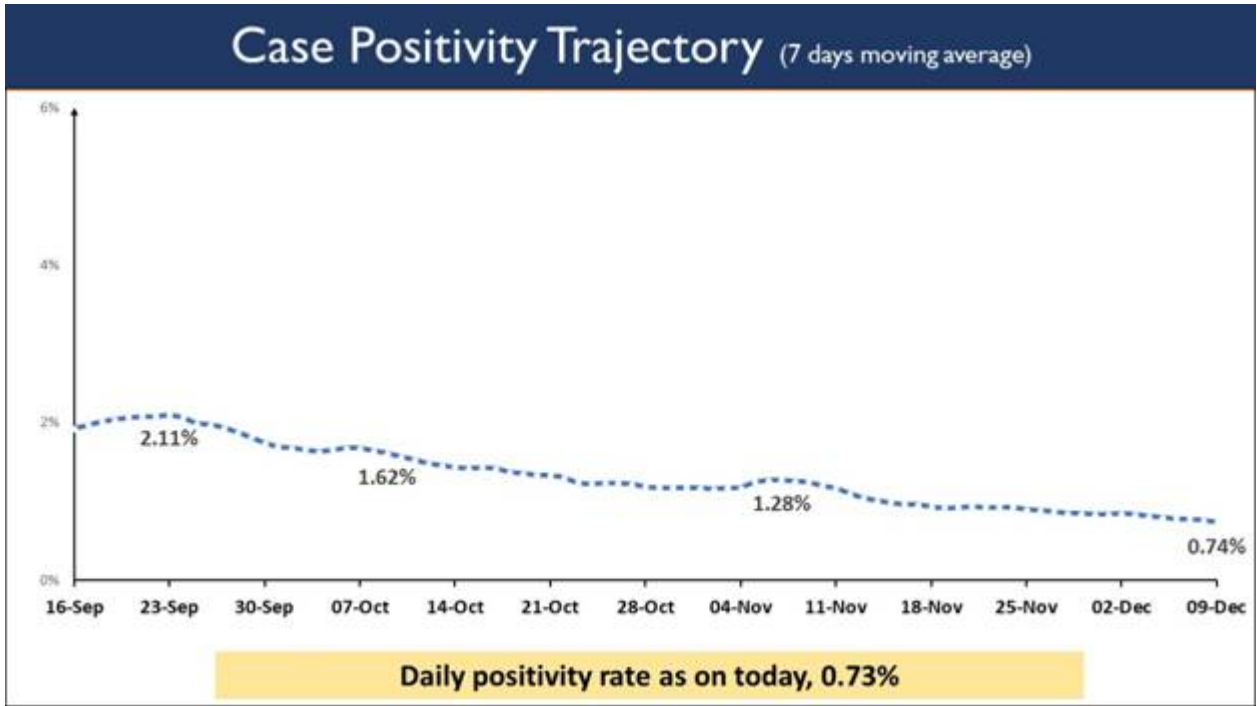
# India's Active cases Trajectory



The testing capacity across the country continues to be expanded. The last 24 hours saw a total of 12,89,983 tests being conducted. India has so far conducted over **65.19 Cr (65,19,50,127)** cumulative tests.

While testing capacity has been enhanced across the country, **Weekly Positivity Rate at 0.74% remains less than 1% for the last 25 days now**. The **Daily Positivity rate reported to be 0.73%**. The daily Positivity rate has remained below 2% for last 66 days and below 3% for 101 consecutive days now.





\*\*\*\*

**MV**

**HFW/COVID States data/9<sup>th</sup>December2021/3**

(Release ID: 1779568) Visitor Counter : 254

Read this release in: Urdu , Marathi , Hindi , Gujarati , Tamil , Malayalam

