



Ministry of Health and Family Welfare



India's Cumulative COVID-19 Vaccination Coverage exceeds 112.97 Cr

More than 59.75 Lakh doses administered in the last 24 hours

Recovery Rate currently at 98.27%

8,865 New Cases reported in the last 24 hours






India's Active Caseload(1,30,793) is lowest in 525 days

Weekly Positivity Rate (0.97%) less than 2% for last 53 days

Posted On: 16 NOV 2021 9:32AM by PIB Delhi

With the administration of **59,75,469** vaccine doses in the last 24 hours, India's COVID-19 vaccination coverage has exceeded **112.97 Cr (1,12,97,84,045)** as per provisional reports till 7 am today. This has been achieved through 1,16,00,209 sessions.

The break-up of the cumulative figures as per the provisional report till 7 am today include:

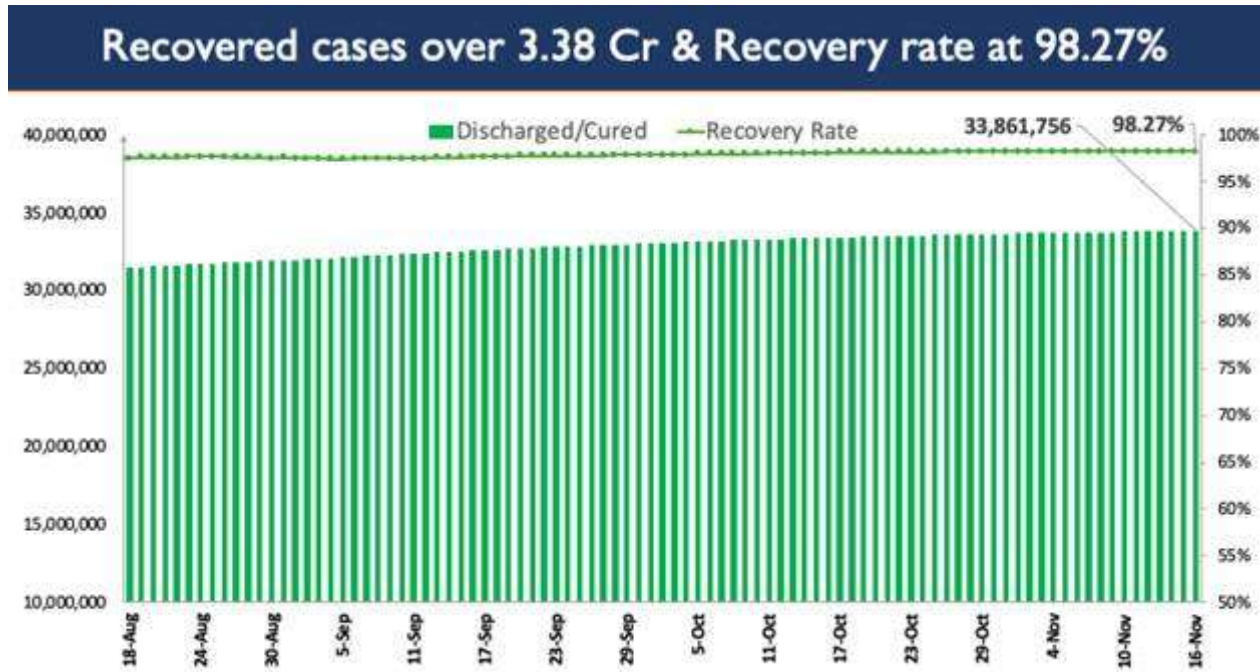
| | | |
|---|----------------------|-------------------------------------|
| HCWs | 1 st Dose | 1,03,80,660 |
| | 2 nd Dose | 93,42,630 |
|      | | 1 st Dose 1,83,74,266 |



| | | |
|-----------------------|----------------------|----------------|
| FLWs | 2 nd Dose | 1,61,98,084 |
| | 1 st Dose | 43,40,97,627 |
| Age Group 18-44 years | 2 nd Dose | 17,34,44,599 |
| | 1 st Dose | 17,86,66,772 |
| Age Group 45-59 years | 2 nd Dose | 10,58,01,615 |
| | 1 st Dose | 11,19,42,501 |
| Over 60 years | 2 nd Dose | 7,15,35,291 |
| | 1 st Dose | 11,19,42,501 |
| Total | | 1,12,97,84,045 |

The recovery of **11,971** patients in the last 24 hours has increased the cumulative tally of recovered patients (since the beginning of the pandemic) to **3,38,61,756**.

Consequently, India’s recovery rate stands at **98.27%**.



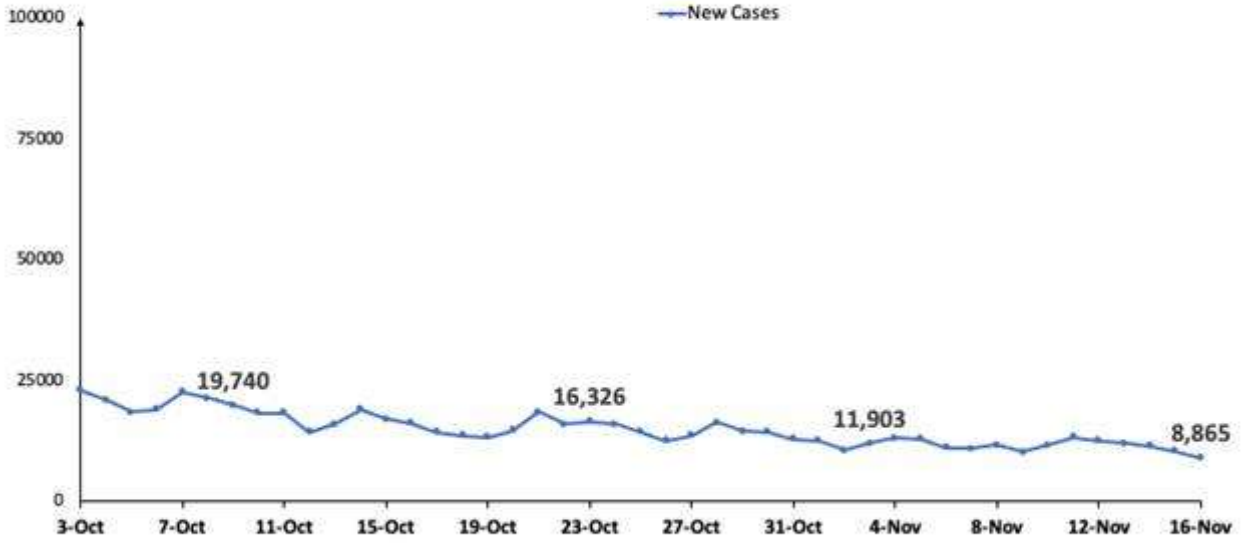
Sustained and collaborative efforts by the Centre and the States/UTs continue the trend of less than 50,000 Daily New Cases that is being reported for 142 consecutive days now.

8,865 new cases were reported in the last 24 hours.



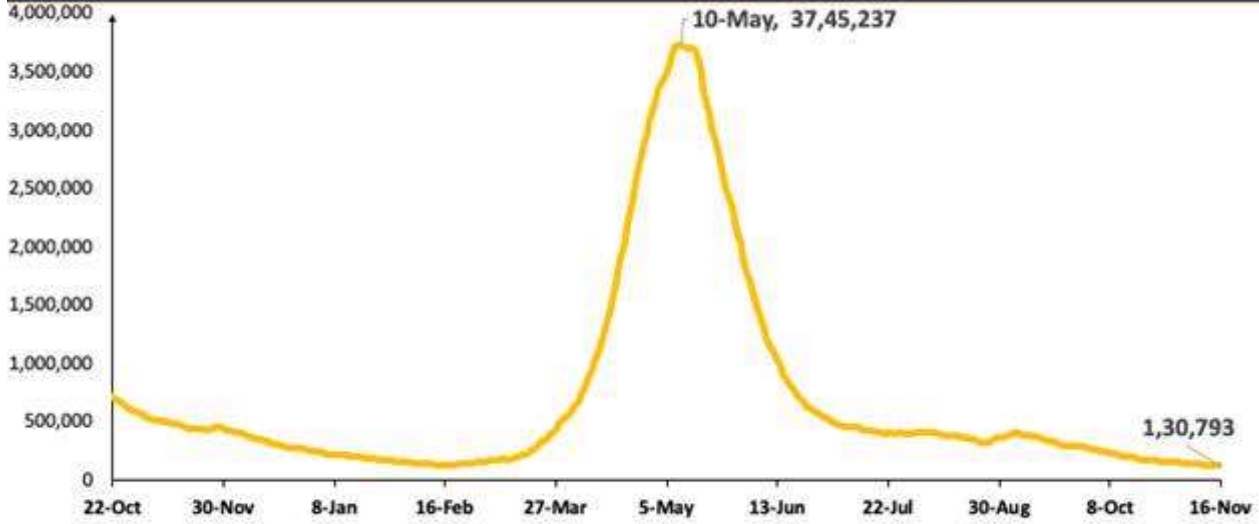


8K New Cases reported in last 24 hrs



The Active Caseload is presently at **1,30,793** is lowest in **525** days. Active cases presently constitute **0.38%** of the country's total Positive Cases, which is **lowest since March 2020**.

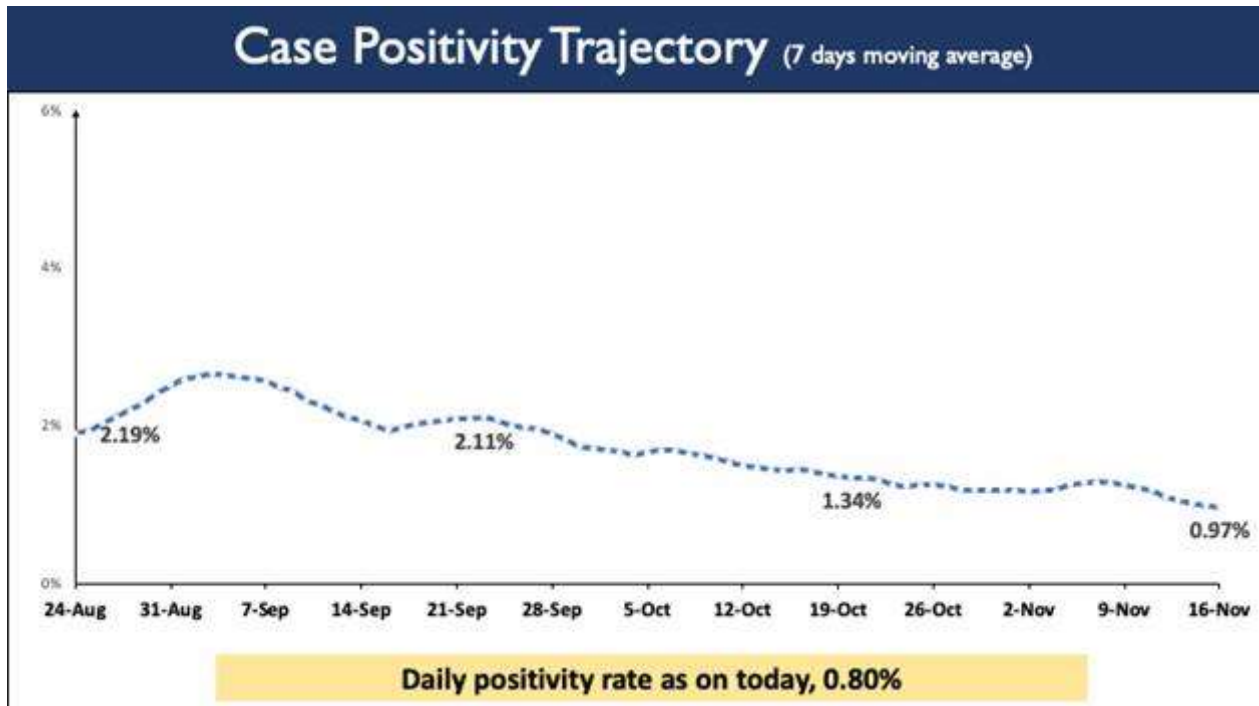
India's Active cases Trajectory



The testing capacity across the country continues to be expanded. The last 24 hours saw a total of 11,07,617 tests being conducted. India has so far conducted over **62.57 Cr (62,57,74,159)** cumulative tests.

While testing capacity has been enhanced across the country, **Weekly Positivity Rate at 0.97% remains less than 2% for the last 53 days now**. The **Daily Positivity rate reported to be 0.80%**. The daily Positivity rate has remained below 2% for last 43 days and below 3% for 78 consecutive days now.





MV

HFW/COVID States data/16thNovember2021/3

(Release ID: 1772187) Visitor Counter : 198

Read this release in: Manipuri

