



Ministry of Health and Family Welfare



India's Cumulative COVID-19 Vaccination Coverage exceeds 107.29 Cr

More than 41.16 Lakh doses administered in the last 24 hours

Recovery Rate currently at 98.22%

11,903 New Cases reported in the last 24 hours

India's Active Caseload(1,51,209) is lowest in 252 days

Weekly Positivity Rate (1.18%) less than 2% for last 40 days

Posted On: 03 NOV 2021 9:31AM by PIB Delhi

With the administration of **41,16,230** vaccine doses in the last 24 hours, India's COVID-19 vaccination coverage has exceeded **107.29 Cr (1,07,29,66,315)** as per provisional reports till 7 am today. This has been achieved through 1,07,96,018 sessions.

The break-up of the cumulative figures as per the provisional report till 7 am today include:

HCWs	1 st Dose	1,03,79,388
	2 nd Dose	92,41,804

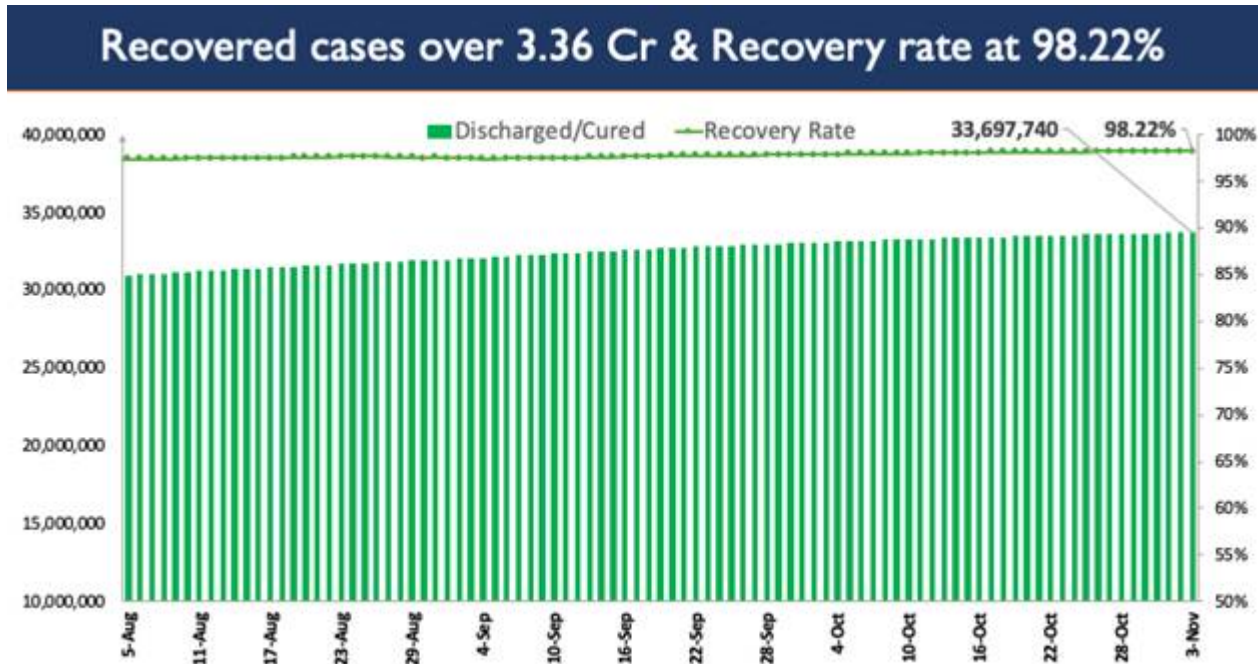




FLWs	1 st Dose	1,83,72,027
	2 nd Dose	1,59,78,102
Age Group 18-44 years	1 st Dose	42,16,99,772
	2 nd Dose	14,63,65,144
Age Group 45-59 years	1 st Dose	17,56,56,368
	2 nd Dose	9,76,99,540
Over 60 years	1 st Dose	11,02,04,447
	2 nd Dose	6,73,69,723
Total		1,07,29,66,315

The recovery of **14,159** patients in the last 24 hours has increased the cumulative tally of recovered patients (since the beginning of the pandemic) to **3,36,97,740**.

Consequently, India’s recovery rate stands at **98.22%**.



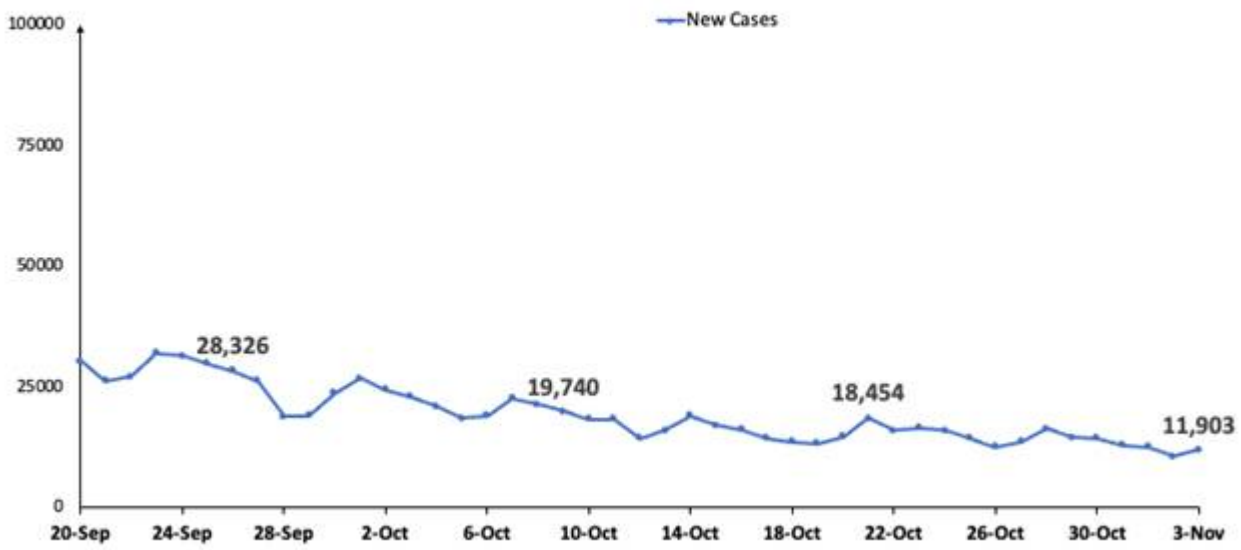
Sustained and collaborative efforts by the Centre and the States/UTs continue the trend of less than 50,000 Daily New Cases that is being reported for 123 consecutive days now.



11,903 new cases were reported in the last 24 hours.

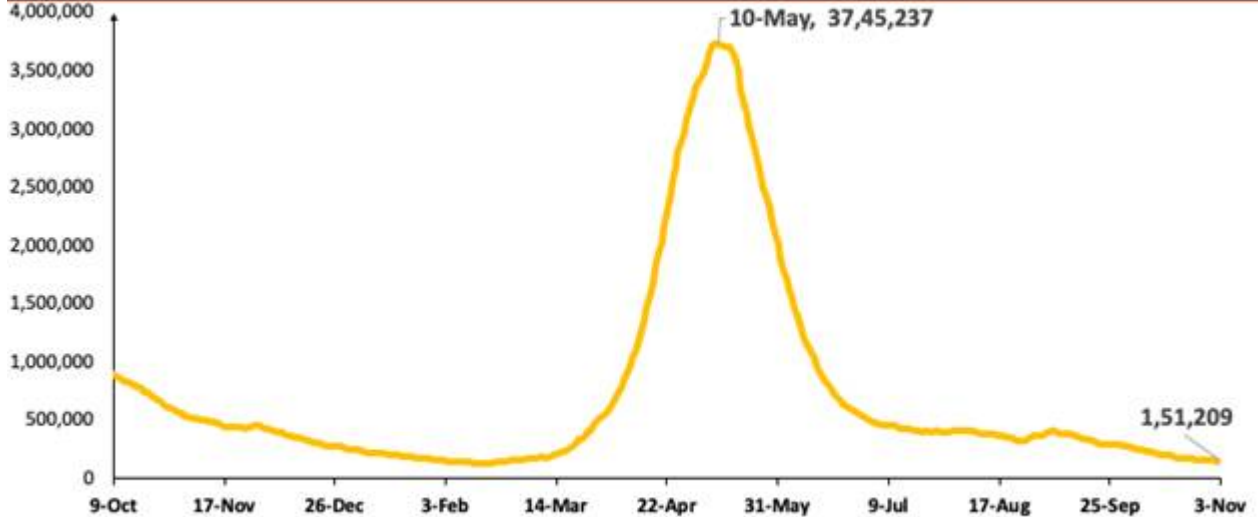


11K New Cases reported in last 24 hrs



The Active Caseload is presently at **1,51,209** is lowest in **252** days. Active cases presently constitute **0.44%** of the country's total Positive Cases, which is lowest since **March 2020**.

India's Active cases Trajectory



The testing capacity across the country continues to be expanded. The last 24 hours saw a total of 10,68,514 tests being conducted. India has so far conducted over **61.12 Cr (61,12,78,853)** cumulative tests.

While testing capacity has been enhanced across the country, **Weekly Positivity Rate at 1.18% remains less than 2% for the last 40 days now.** The **Daily Positivity rate reported to be 1.11%.** The daily Positivity rate has remained below 2% for last 30 days and below 3% for 65 consecutive days now.





Case Positivity Trajectory (7 days moving average)



Daily positivity rate as on today, 1.11%

MV

HFV/COVID States data/3rdNovember2021/4

(Release ID: 1769085) Visitor Counter : 222

Read this release in: Urdu , Manipuri , Malayalam

