

## Less than 40,000 Daily New Cases reported in last 24 hours

At 4,82,071, India's Active Caseload further declines; constitutes 1.58% of total cases

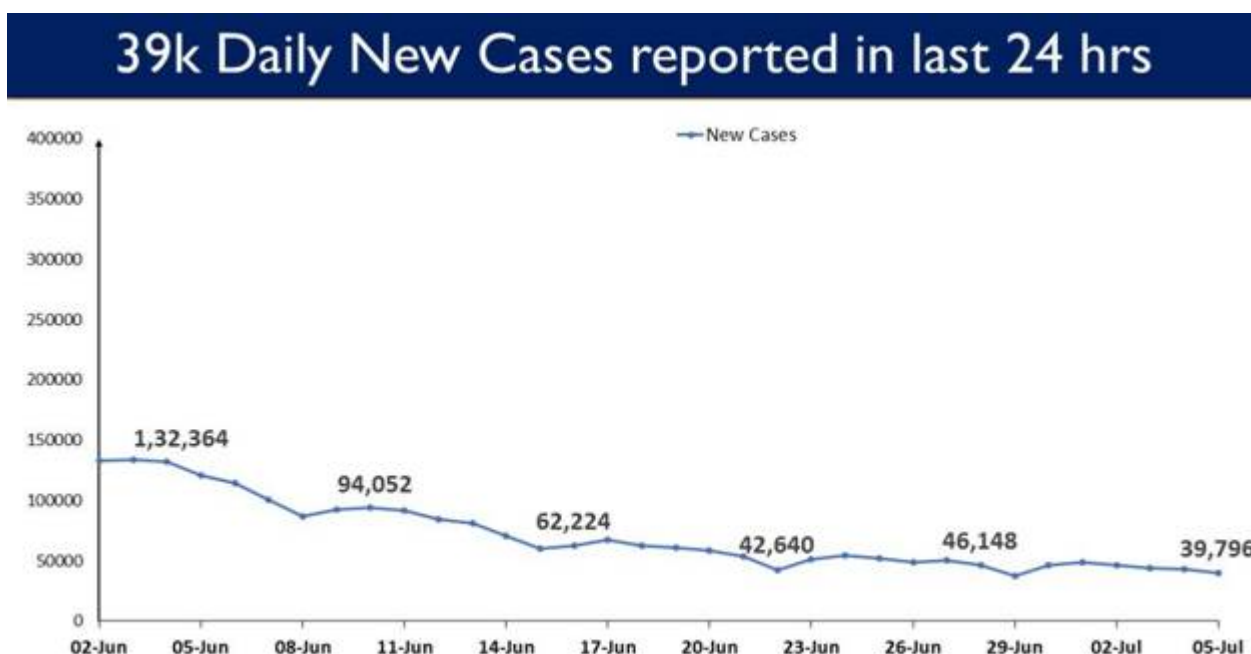
India's COVID-19 Vaccination Coverage exceeds 35.28 Cr

Daily Positivity Rate (2.61%) less than 5% for 28 consecutive days

Posted On: 05 JUL 2021 11:53AM by PIB Delhi

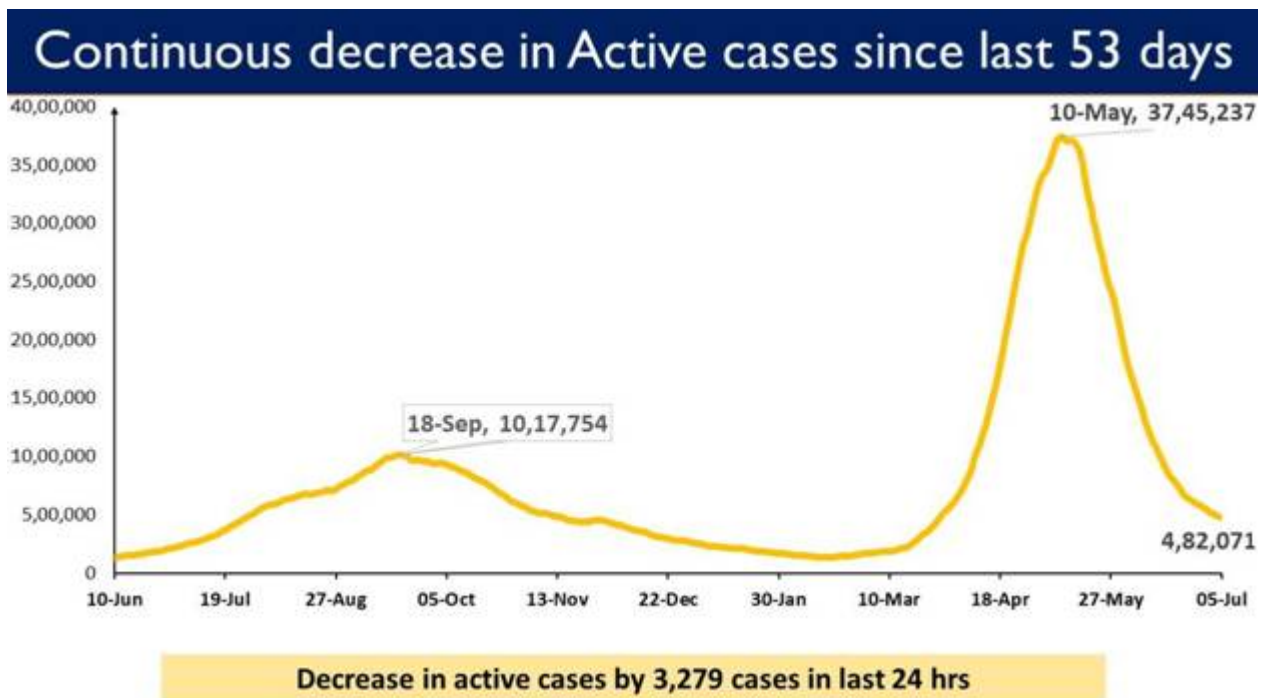
India has reported less than 40,000 (39,796) daily new cases in the last 24 hours.

Less than 50,000 Daily New Cases have been reported since eight continuous days. This is a result of sustained and collaborative efforts by the Centre and the States/UTs.



India has also been witnessing a continuous fall in the active caseload. The country's Active Caseload today stands at **4,82,071**.

A net decline of **3,279** is witnessed in the last 24 hours and active cases are now only **1.58%** of the country's total Positive Cases.



India's cumulative vaccination coverage exceeded **35.28** crore yesterday. A total of **35,28,92,046** vaccine doses have been administered through 46,34,986 sessions, as per the provisional report till 7 am today. **14,81,583** vaccine doses were administered in the last 24 hours.

These include:

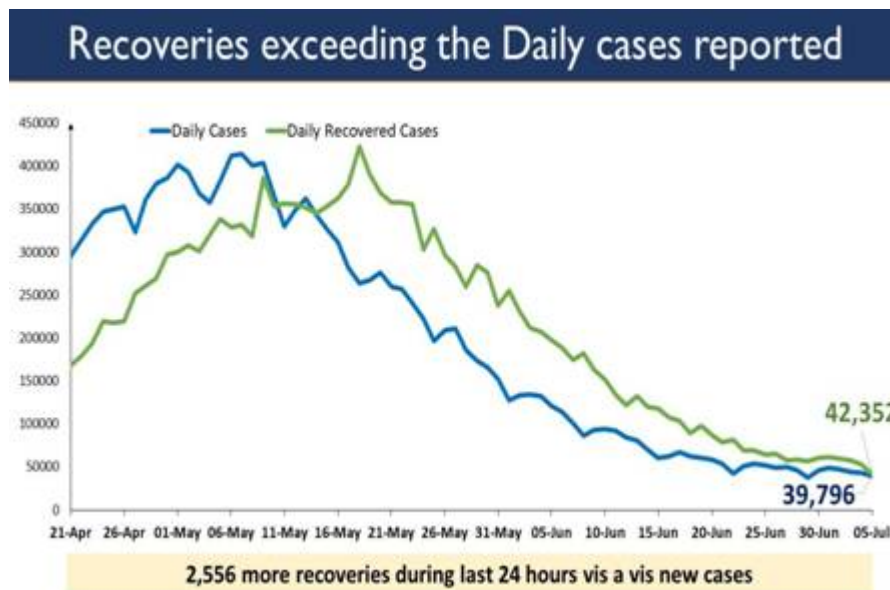
<b>HCWs</b>	1 <sup>st</sup> Dose	<b>1,02,29,388</b>
	2 <sup>nd</sup> Dose	<b>73,13,234</b>
<b>FLWs</b>	1 <sup>st</sup> Dose	<b>1,75,86,200</b>
	2 <sup>nd</sup> Dose	<b>96,69,322</b>
<b>Age Group 18-44 years</b>	1 <sup>st</sup> Dose	<b>10,07,24,211</b>
	2 <sup>nd</sup> Dose	<b>27,77,265</b>
<b>Age Group 45-59 years</b>	1 <sup>st</sup> Dose	<b>9,07,90,116</b>
	2 <sup>nd</sup> Dose	<b>1,89,54,073</b>
<b>Over 60 years</b>	1 <sup>st</sup> Dose	<b>6,89,93,767</b>
	2 <sup>nd</sup> Dose	<b>2,58,54,470</b>
<b>Total</b>		<b>35,28,92,046</b>

The new phase of universalization of COVID19 vaccination commenced from 21st June, 2021. The Union Government is committed to accelerating the pace and expanding the scope of COVID19 vaccination throughout the country.

As more people are getting recovered from COVID-19 infection, India's Daily Recoveries continue to outnumber the Daily New Cases for 53 consecutive days now. **42,352** recoveries were registered in the last 24 hours.

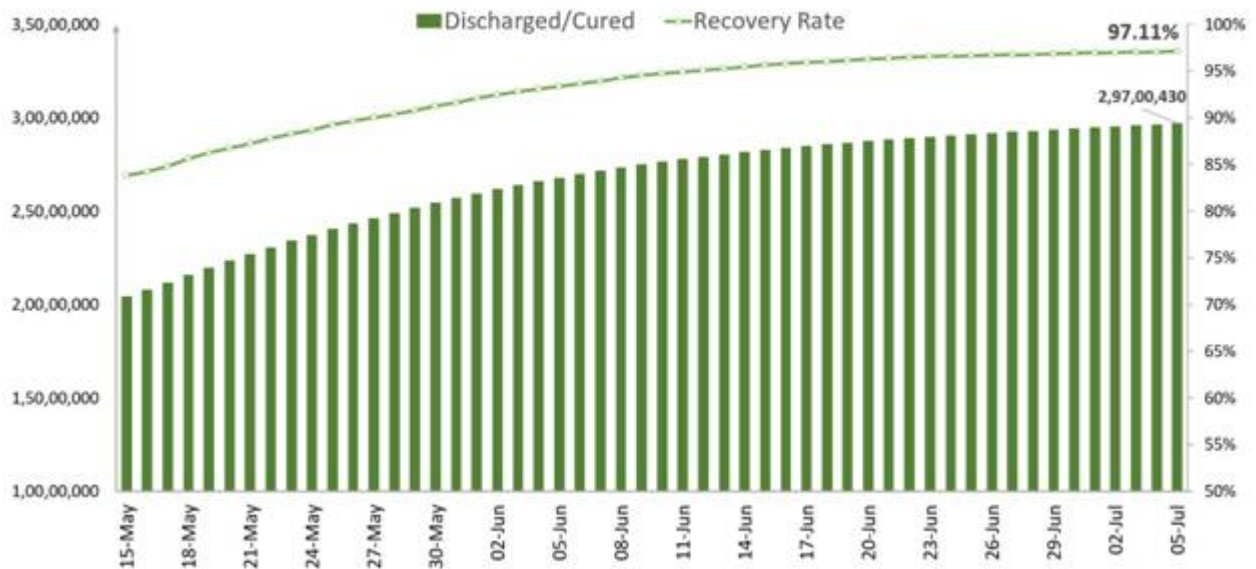


More than 2,000 (**2,556**) recoveries were reported during the last 24 hours as compared to the daily new cases.



Out of the people infected since the beginning of the pandemic, **2,97,00,430 people have already recovered from COVID-19** and **42,352** patients have recovered in the last 24 hours. This constitutes an overall recovery rate of **97.11%**, which is showing a sustained increasing trend.

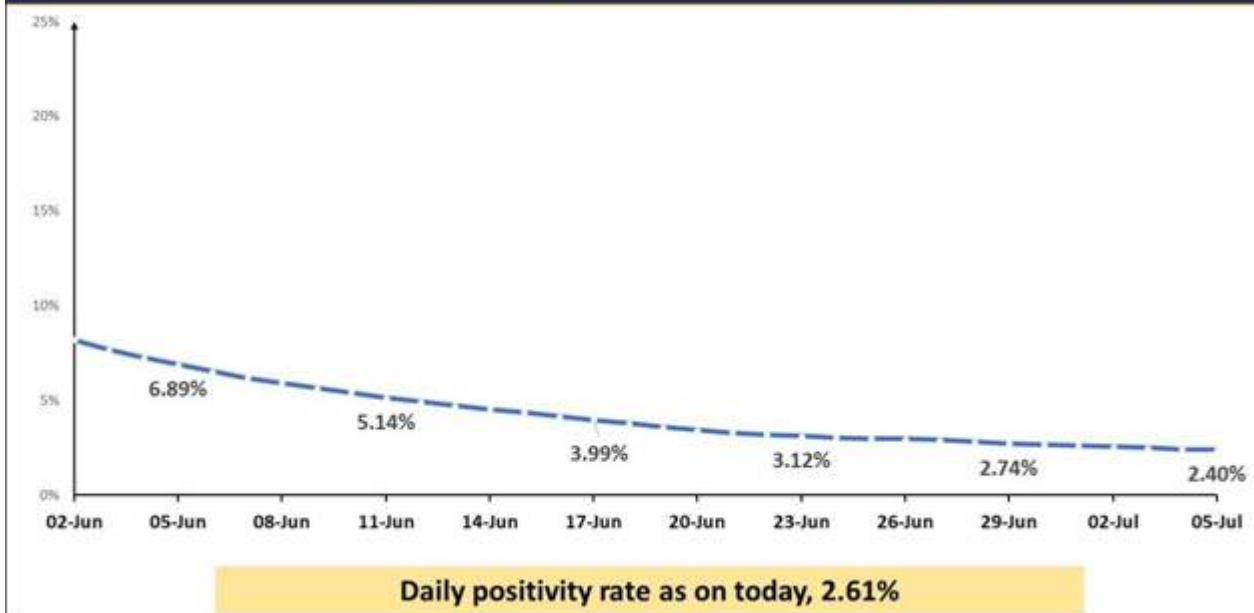
## Recovered cases cross 2.97 cr & Recovery rate cross 97%



With substantially ramped up testing capacity across the country, a total of 15,22,504 tests were conducted in the last 24 hours in the country. Cumulatively, India has conducted over 41.97 crore (**41,97,77,457**) tests so far.

While on one side testing capacity has been enhanced across the country, a continued decline in weekly case positivity is noticed. **Weekly Positivity Rate is currently at 2.40%** while the **Daily Positivity rate stands at 2.61% today**. Daily Positivity rate has remained less than 5% for 28 consecutive days now.

## Decrease in case positivity since last 56 days (7 days moving average)



\*\*\*\*

MV

HFV/COVID States data/5<sup>th</sup> July 2021/3

(Release ID: 1732766)