



Ministry of Health and Family Welfare

India's COVID-19 Vaccination Coverage crosses 35 Cr mark

Less than 50,000 Daily New Cases reported for a week

India's Active Caseload declines to 4,85,350; Active cases constitute only 1.59% of total cases

Daily Positivity Rate (2.34%) less than 5% for 27 consecutive days

Posted On: 04 JUL 2021 9:48AM by PIB Delhi

India's cumulative vaccination coverage crossed the landmark of **35 crore** yesterday. A total of **35,12,21,306** vaccine doses have been administered through 46,04,925 sessions, as per the provisional report till 7 am today. **63,87,849** vaccine doses were administered in the last 24 hours.

These include:

HCWs	1 st Dose	1,02,27,957
	2 nd Dose	73,08,968
FLWs	1 st Dose	1,75,81,755
	2 nd Dose	96,55,149
Age Group 18-44 years	1 st Dose	9,98,28,219
	2 nd Dose	27,26,338
Age Group 45-59 years	1 st Dose	9,05,89,022



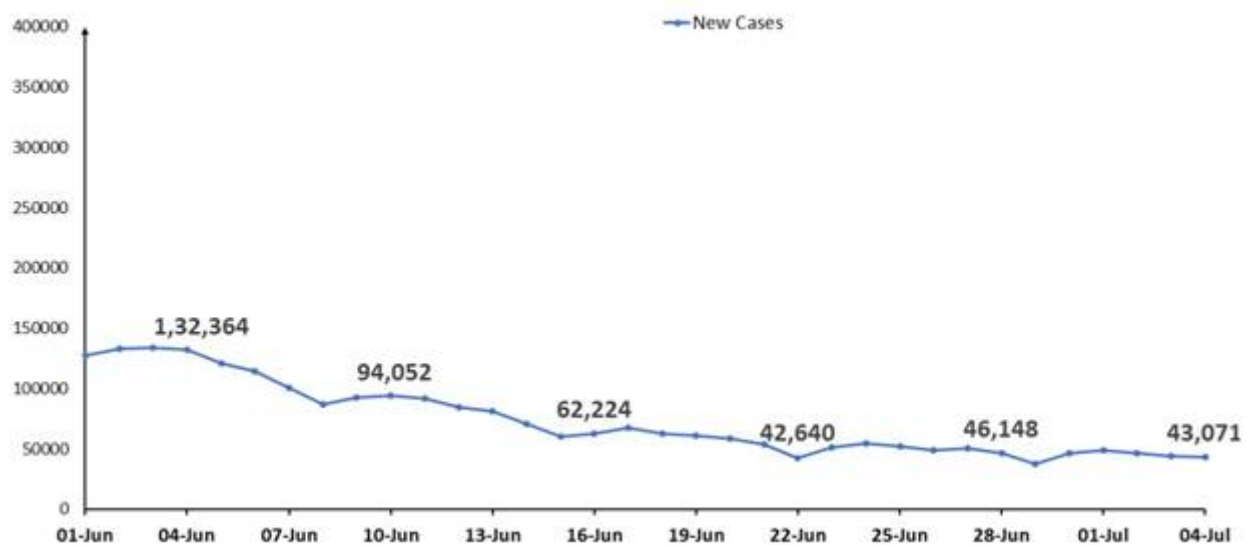
	2 nd Dose	1,86,76,107
Over 60 years	1 st Dose	6,89,10,208
	2 nd Dose	2,57,17,583
Total		35,12,21,306

The new phase of universalization of COVID19 vaccination commenced from 21st June, 2021. The Union Government is committed to accelerating the pace and expanding the scope of COVID19 vaccination throughout the country.

India has reported 43,071 new cases in the last 24 hours.

Less than 50,000 Daily New Cases have been reported since **seven continuous days**. This is a result of sustained and collaborative efforts by the Centre and the States/UTs.

43k Daily New Cases reported in last 24 hrs



India has also been witnessing a continuous fall in the active caseload. The country's Active Caseload today stands at **4,85,350**.

A net decline of **10,183** is witnessed in the last 24 hours and active cases are now only **1.59%** of the country's total Positive Cases.



Continuous decrease in Active cases since last 52 days



Decrease in active cases by 10,183 cases in last 24 hrs

As more people are getting recovered from COVID-19 infection, India's Daily Recoveries continue to outnumber the Daily New Cases for 52 consecutive days now. **52,299** recoveries were registered in the last 24 hours.

More than 9,000 (**9,228**) recoveries were reported during the last 24 hours as compared to the daily new cases.

Recoveries exceeding the Daily cases reported

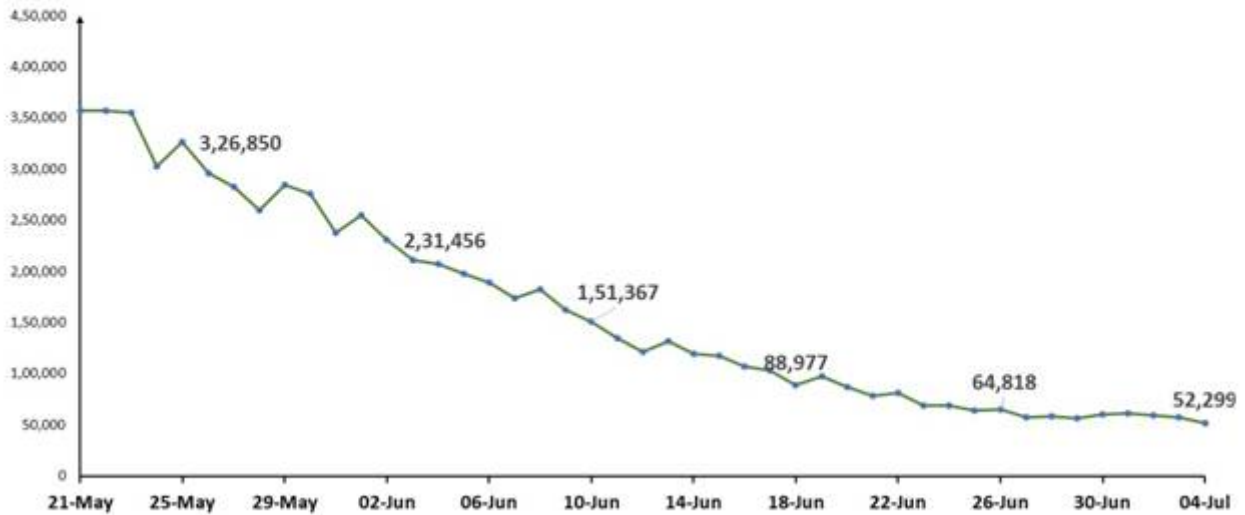


9,228 more recoveries during last 24 hours vis a vis new cases

Out of the people infected since the beginning of the pandemic, **2,96,58,078 people have already recovered from COVID-19** and **52,299** patients have recovered in the last 24 hours. This constitutes an overall recovery rate of **97.09%**, which is showing a sustained increasing trend.



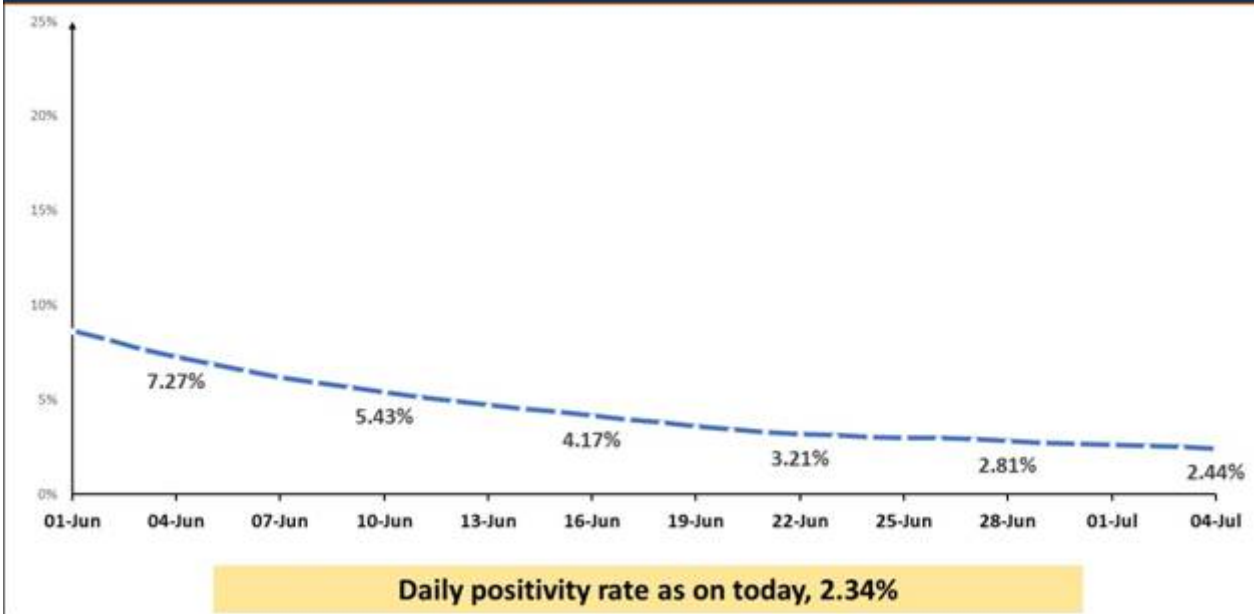
Daily Recovered Cases



With substantially ramped up testing capacity across the country, a total of 18,38,490 tests were conducted in the last 24 hours in the country. Cumulatively, India has conducted over 41.82 crore (41,82,54,953) tests so far.

While on one side testing capacity has been enhanced across the country, a continued decline in weekly case positivity is noticed. **Weekly Positivity Rate is currently at 2.44%** while the **Daily Positivity rate stands at 2.34% today**. Daily Positivity rate has remained less than 5% for 27 consecutive days now.

Decrease in case positivity since last 55 days (7 days moving average)



MV

HFW/COVID States data/4thJuly2021/2



(Release ID: 1732583) Visitor Counter : 611

Read this release in: Tamil , Telugu , Urdu , Hindi , Marathi , Bengali , Punjabi , Gujarati , Odia , Malayalam

