



Ministry of Health and Family Welfare



India's Daily New Cases further decline to 1.65 Lakh Cases, maintaining the continuous declining trend



Daily New Cases are lowest in last 46 days

With decrease by 1,14,216 in last 24 hours, Active Caseload further dips to 21,14,508

Daily Recoveries continue to outnumber the Daily New Cases for 17th consecutive day

Recovery Rate further increases to 91.25%

Daily Positivity Rate at 8.02% continues the streak of less than 10% positivity for 6 continuous days

Testing capacity substantially ramped up- 34.3 cr total tests conducted so far

More than 30.35 Lakh (30,35,749) vaccine doses have been given in last 24 hours

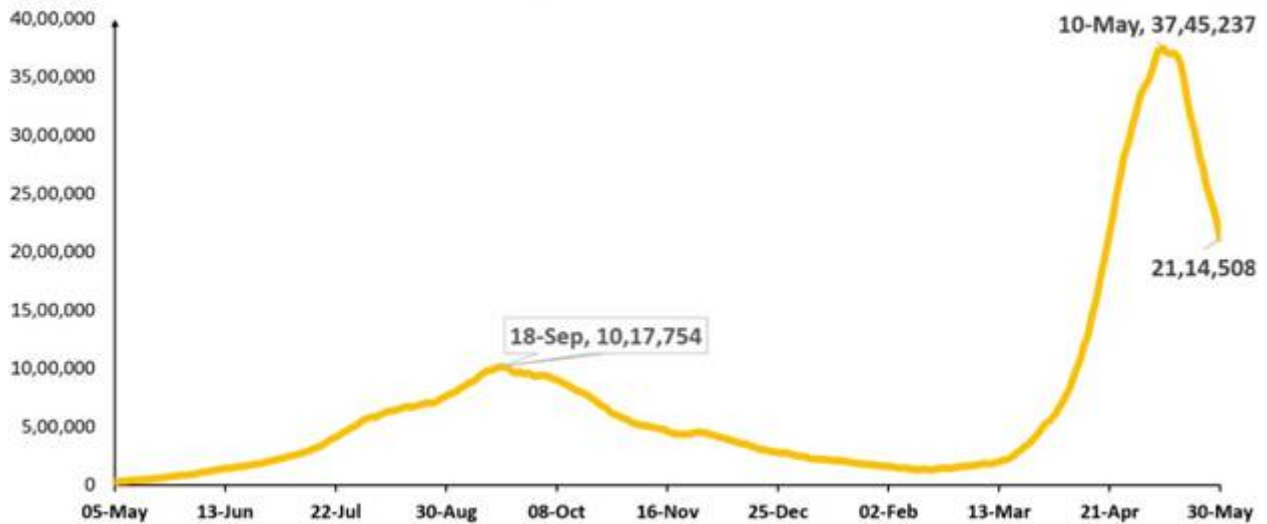
Posted On: 30 MAY 2021 10:28AM by PIB Delhi

India has been witnessing a continuous fall in the active caseload. The Active Caseload has further decreased; 21,14,508 active cases have been reported today.

A net decline of 1,14,216 is witnessed in the last 24 hours and active cases are now only 7.58% of the country's total Positive Cases.



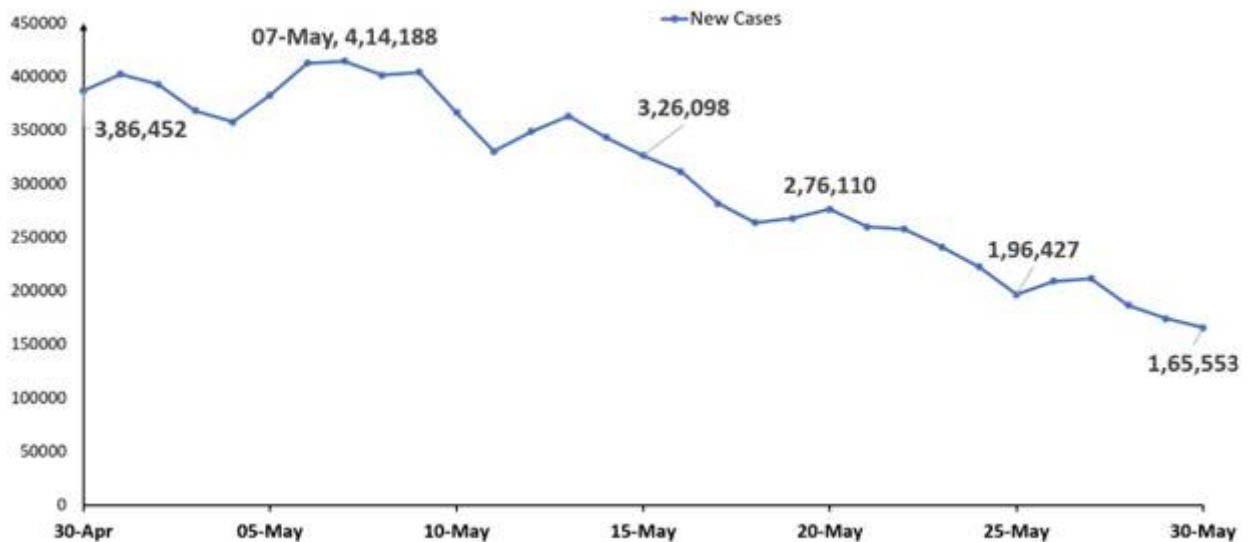
## Continuous decrease in Active cases since last 17 days



Decrease in active cases by 1,14,216 cases in last 24 hrs

As part of continued decline in the daily new cases, the country has recorded **less than 2 lakh Daily New Cases** for 3 continuous days now. **1,65,553** Daily New Cases were registered in the last 24 hours.

## Decline in daily new cases (1.65 lakh reported in last 24 hrs)



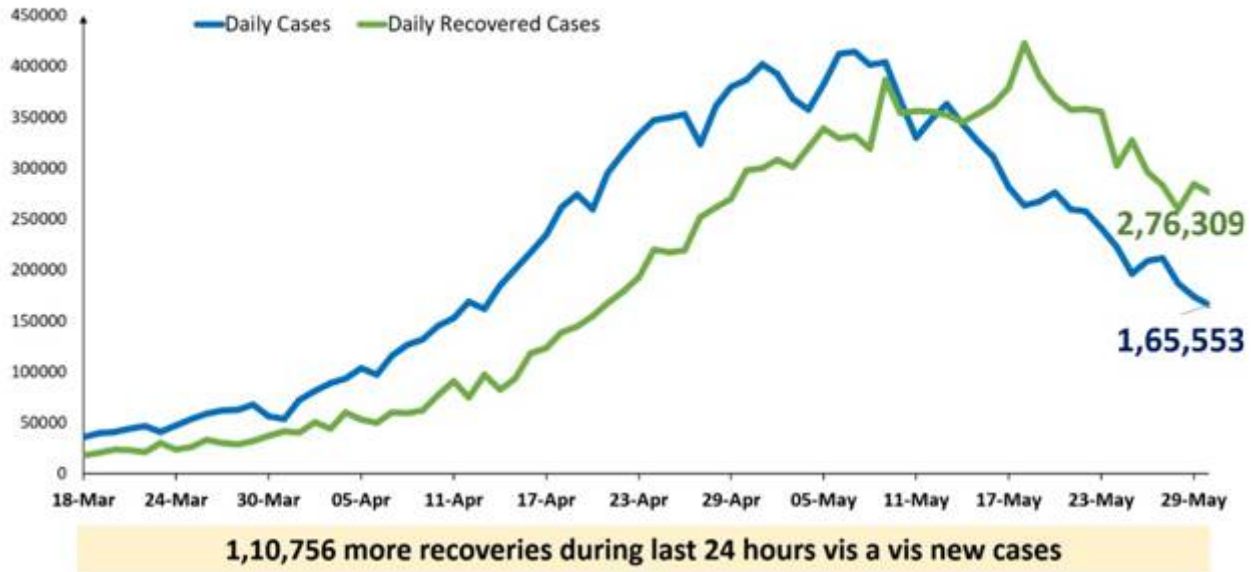
India's Daily Recoveries continue to outnumber the Daily New Cases for the 17th consecutive day. **2,76,309** recoveries were registered in the last 24 hours.

**1,10,756** more recoveries were reported during the last 24 hours as compared to the daily new cases.





## Recoveries exceeding the Daily cases reported



Out of the people infected since beginning of the pandemic **2,54,54,320 people have already recovered from COVID-19 & 2,76,309 patients have recovered in the last 24 hours.** This constitutes an overall recovery rate of **91.25%**.

## Daily Recovered Cases

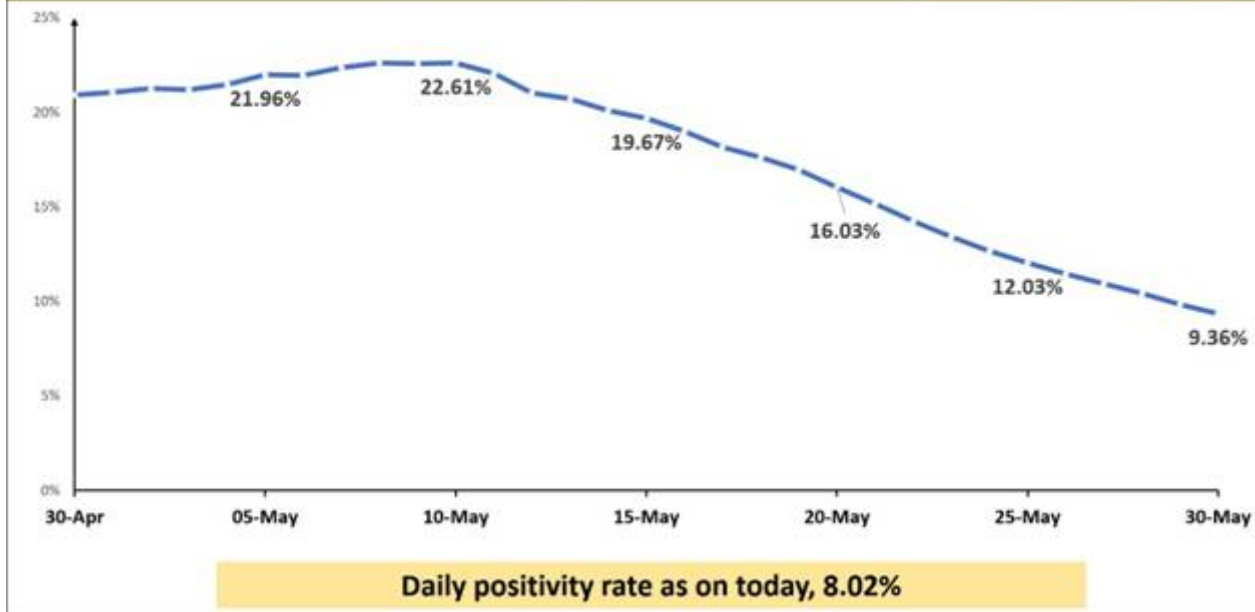


A total of **20,63,839** tests were conducted in the last 24 hours in the country and cumulatively India has conducted 34.31 crore tests so far.

While on one side testing has been enhanced across the country, a continued decline in weekly case positivity is noticed. **Weekly Positivity Rate is currently at 9.36%** while the **Daily Positivity rate has reduced and is at 8.02% today.** It has remained less than 10% for 6 consecutive days now.



## Decrease in case positivity since last 20 days (7 days moving average)



The cumulative number of COVID-19 vaccine doses administered in the country has exceeded **21.20 Cr** today under the Nationwide Vaccination Drive.

A total of **21,20,66,614** vaccine doses have been administered through 30,07,831 sessions, as per the provisional report till 7 am today. **More than 30.35 Lakh (30,35,749) vaccine doses have been given in last 24 hours.**

These include:

|                                 |                      |                    |
|---------------------------------|----------------------|--------------------|
| <b>HCWs</b>                     | 1 <sup>st</sup> Dose | <b>98,62,777</b>   |
|                                 | 2 <sup>nd</sup> Dose | <b>67,72,792</b>   |
| <b>FLWs</b>                     | 1 <sup>st</sup> Dose | <b>1,55,59,932</b> |
|                                 | 2 <sup>nd</sup> Dose | <b>84,89,241</b>   |
| <b>Age Group 18-44 years</b>    | 1 <sup>st</sup> Dose | <b>1,83,43,505</b> |
|                                 | 2 <sup>nd</sup> Dose | <b>9,429</b>       |
| <b>Age Group 45 to 60 years</b> | 1 <sup>st</sup> Dose | <b>6,54,11,045</b> |
|                                 | 2 <sup>nd</sup> Dose | <b>1,05,27,297</b> |





MV

HFW/COVID States data/30<sup>th</sup>May2021/2

(Release ID: 1722827) Visitor Counter : 4

Read this release in: Hindi , Marathi , Gujarati , Odia , Tamil , Telugu

|                      |                      |                     |
|----------------------|----------------------|---------------------|
| <b>Over 60 years</b> | 1 <sup>st</sup> Dose | <b>5,84,40,218</b>  |
|                      | 2 <sup>nd</sup> Dose | <b>1,86,50,378</b>  |
| <b>Total</b>         |                      | <b>21,20,66,614</b> |

\*\*\*\*

