



Ministry of Health and Family Welfare

At 1.96 Lakh Cases, Daily New Cases falls below 2 Lakh mark after 40 Days

Active Caseload declines to 25,86,782

Daily Positivity Rate currently at 9.54%

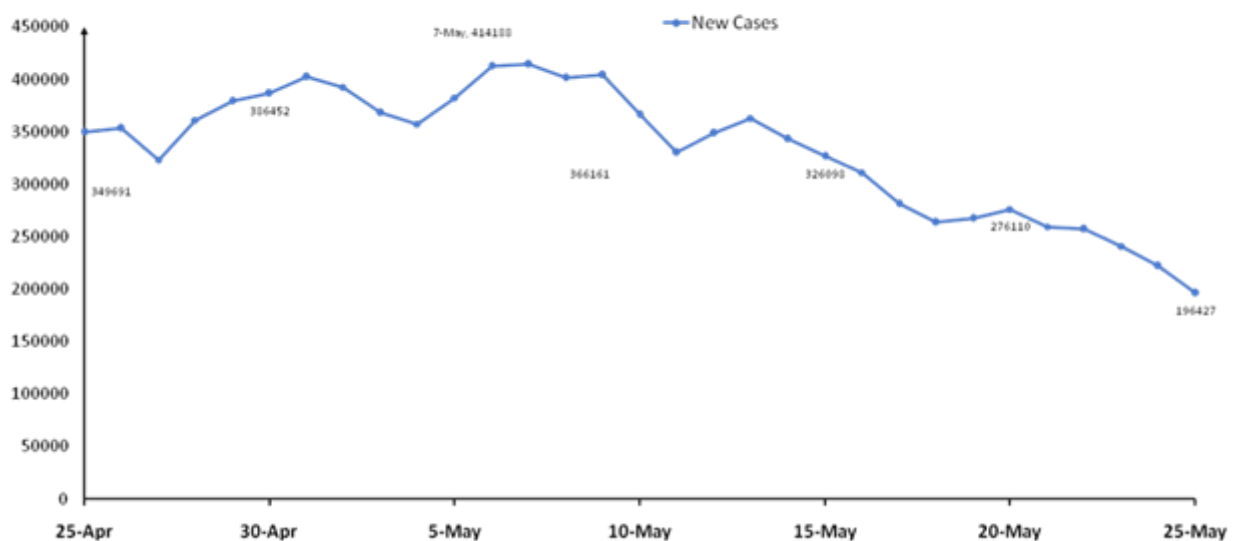
Nearly 20 Cr. Vaccine Doses administered so far under Nationwide Vaccination Drive

12.82 Lakh Vaccination Doses administered for 18-44 age group in last 24 hours; highest since 1st May 2021

Posted On: 25 MAY 2021 11:27AM by PIB Delhi

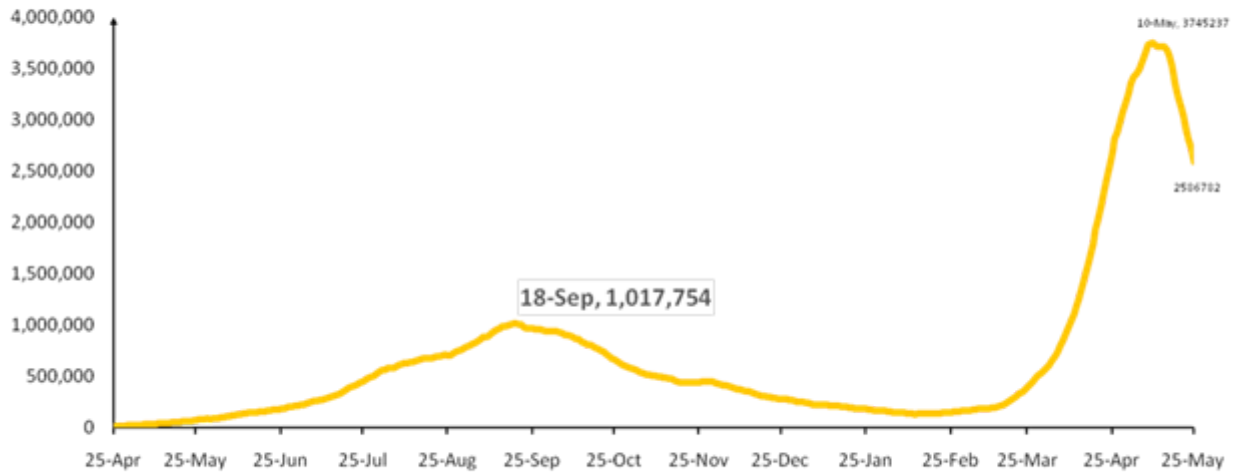
In encouraging signs to India's fight against COVID-19 pandemic, the **Daily New Cases have fallen below 2 Lakh to a level seen 40 days before** (Daily new cases were 1,84,372 on 14th April 2021). **1,96,427** Daily New Cases were registered in the last 24 hours.

Decline in daily new cases (less than 2 lakh reported in last 24 hrs)



Cumulatively, the Active Caseload has also now reduced to 25,86,782. Active Cases **have decreased** since its last peak on 10th May 2021. A net decline of **1,33,934** is witnessed in the last 24 hours. It now comprises **9.60%** of the country's total Positive Cases.

Continuous decrease in Active cases since last 14 days

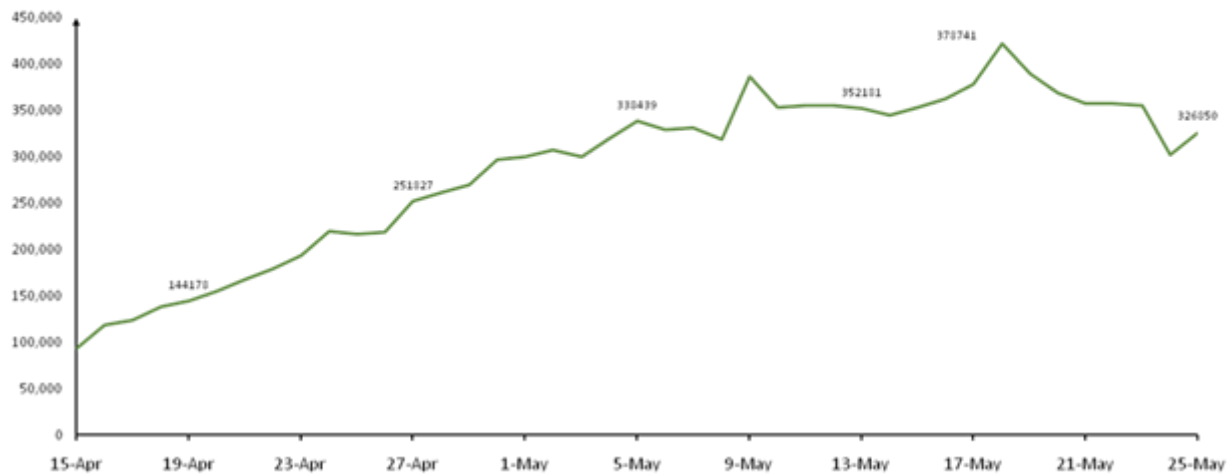


Decrease in Active Cases by more than 11.5 Lakhs cases

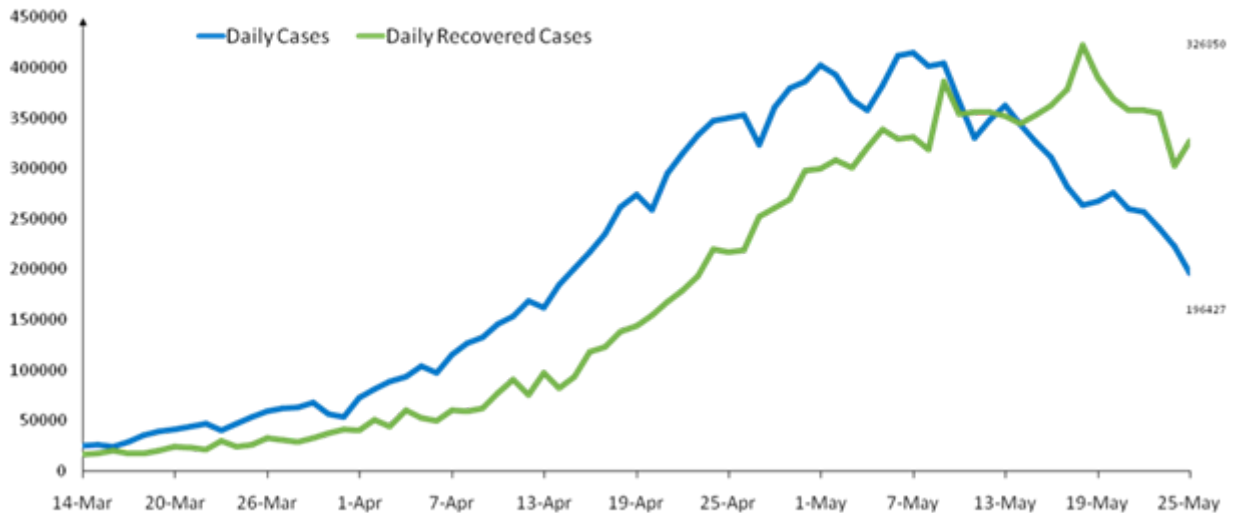
India's Daily Recoveries continue to outnumber the Daily New Cases for the 12th consecutive day. **3,26,850** recoveries were registered in the last 24 hours.

India's cumulative recoveries have reached **2,40,54,861** today. The National Recovery Rate has grown further to touch **89.26%**.

Continuous increase in Daily Recoveries



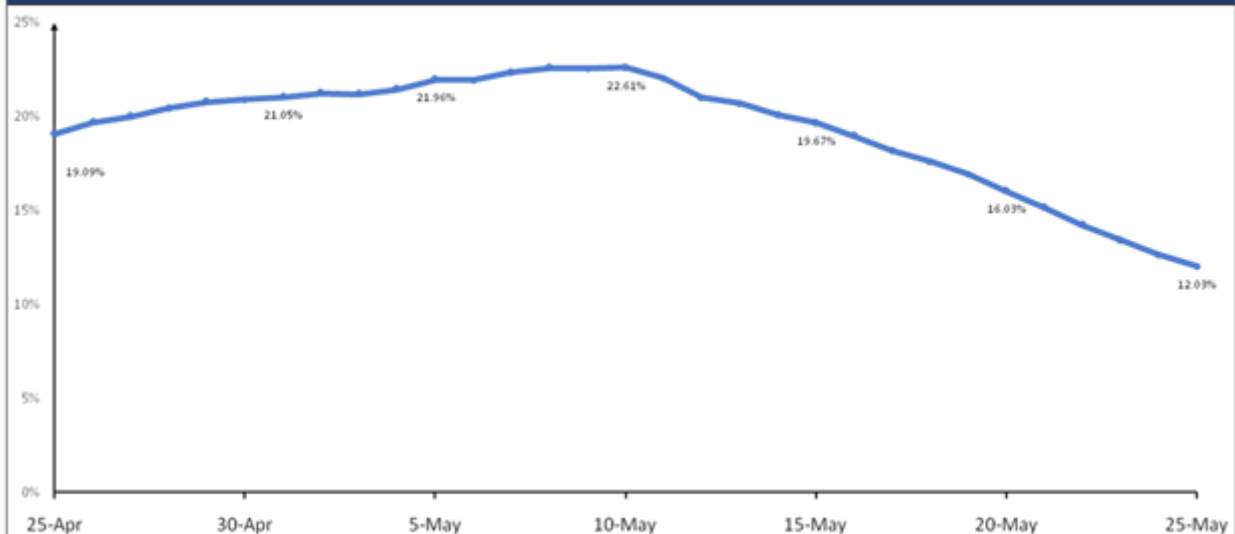
Recoveries exceeding the Daily cases reported



1.3 lakh more recoveries during last 24 hours vis a vis new cases

A total of 20,58,112 tests were conducted in the last 24 hours in the country and cumulatively 33,25,94,176 tests have been done so far. The **Daily Positivity rate has reduced and now stands at 9.54% today.**

Decrease in case positivity since last 14 days (7 days moving average)



Daily positivity rate as on today, 9.54%

A total of **19,85,38,999** vaccine doses have been administered through 28,41,151 sessions, as per the provisional report till 7 am today. These include **97,79,304** HCWs who have taken the 1st dose and **67,18,723** HCWs who have taken the 2nd dose, **1,50,79,964** FLWs (1st dose), **83,55,982** FLWs (2nd dose), **1,19,11,759** beneficiaries under 18-44 age group (1st dose), **6,15,48,484** (1st dose) and **99,15,278** (2nd dose) beneficiaries aged 45 to 60 years. **5,69,15,863** 1st dose beneficiaries and **1,83,13,642** 2nd dose beneficiaries of more than 60 years old.

HCWs
f



1st Dose
📞



97,79,304

in

	2 nd Dose	67,18,723
FLWs	1 st Dose	1,50,79,964
	2 nd Dose	83,55,982
Age Group 18-44 years	1 st Dose	1,19,11,759
Age Group 45 to 60 years	1 st Dose	6,15,48,484
	2 nd Dose	99,15,278
Over 60 years	1 st Dose	5,69,15,863
	2 nd Dose	1,83,13,642
Total		19,85,38,999

12.82 Lakh Vaccination Doses were administered for 18-44 age group in last 24 hours. This is the highest since 1st May, 2021 when the Liberalised Pricing & Accelerated National COVID-19 Vaccination Strategy was implemented.

MV

HFV/COVID States data/25thMay2021/1

(Release ID: 1721472) Visitor Counter : 7

Read this release in: Telugu , Marathi , Malayalam , Odia , Urdu , Hindi , Bengali , Assamese , Gujarati , Tamil

