



Ministry of Health and Family Welfare



Daily new COVID cases less than 3L after 26 days



Weekly Positivity Rate dips to 18.17% with more than 15.73L tests done in the last 24 hours



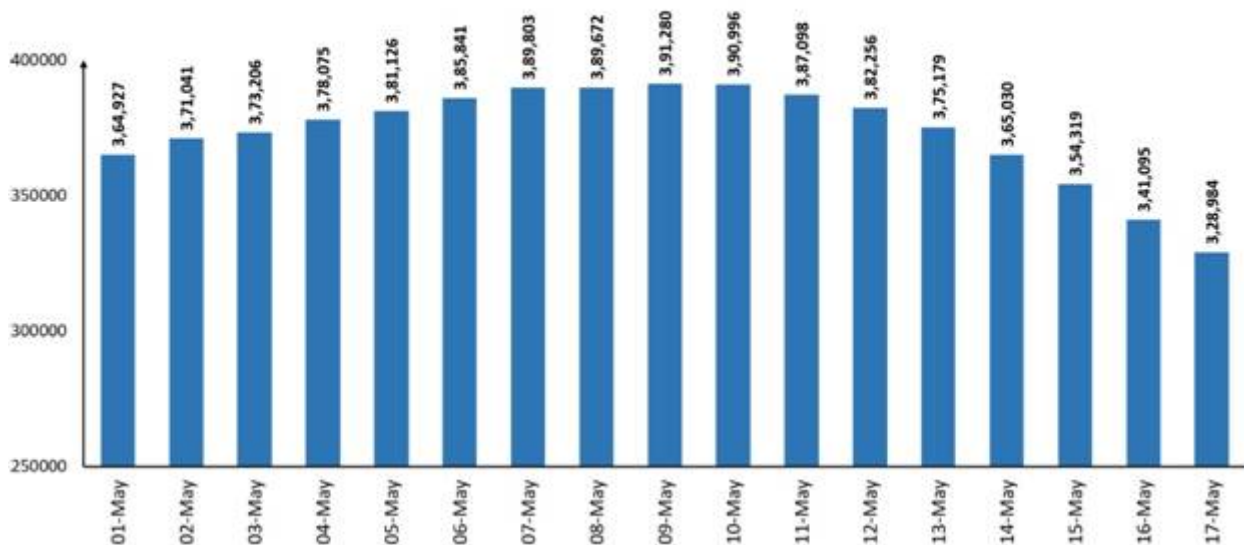
Posted On: 17 MAY 2021 12:08PM by PIB Delhi

In an encouraging development, daily new COVID cases being registered in India are **now less than 3 Lakhs** after 26 days.

2,81,386 new cases were registered in the last 24 hours.

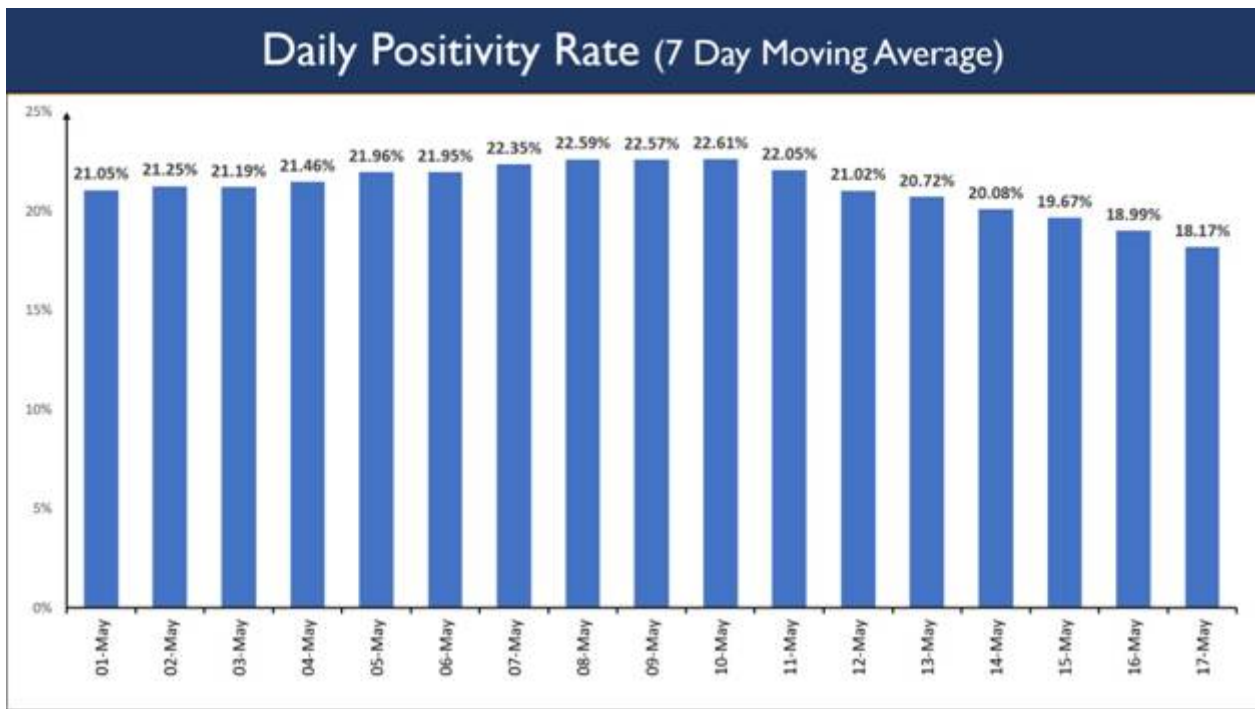
The graph below shows the average decline in daily new cases since 9th May 2021.

Decline in average daily new cases (7 day moving average)



A declining trend in the **Weekly positivity rate** is also observed which stands at **18.17% today** as shown below. Total daily tests conducted in the last 24 hours stand at 15,73,515 and cumulatively 31,64,23,658 tests have been conducted so far.





State-wise number of districts with higher positivity rate is as shown below with Karnataka showing most number of districts (27) with more than 20% positivity rate and Madhya Pradesh consisting highest number of districts (38) with more than 10% positivity rate.

State-wise number of districts with higher positivity

State	Districts with positivity >10%	Districts with positivity >20%	State	Districts with positivity >10%	Districts with positivity >20%
Andaman and Nicobar islands	2	1	Lakshadweep	1	1
Andhra Pradesh	13	10	Madhya Pradesh	38	11
Arunachal Pradesh	13	11	Maharashtra	33	16
Assam	24	4	Manipur	10	5
Bihar	12		Meghalaya	8	3
Chandigarh	1	1	Nagaland	7	2
Chhattisgarh	22	5	Odisha	27	19
Delhi	8	3	Puducherry	4	3
Goa	2	2	Punjab	17	4
Gujarat	17	3	Rajasthan	26	19
Haryana	21	16	Sikkim	4	3
Himachal Pradesh	12	7	Tamil Nadu	37	24
Jammu and Kashmir	12	2	Tripura	2	1
Jharkhand	11		Uttar Pradesh	14	
Karnataka	30	27	Uttarakhand	13	8
Kerala	14	14	West Bengal	23	19
Ladakh	1		Grand total	479	244

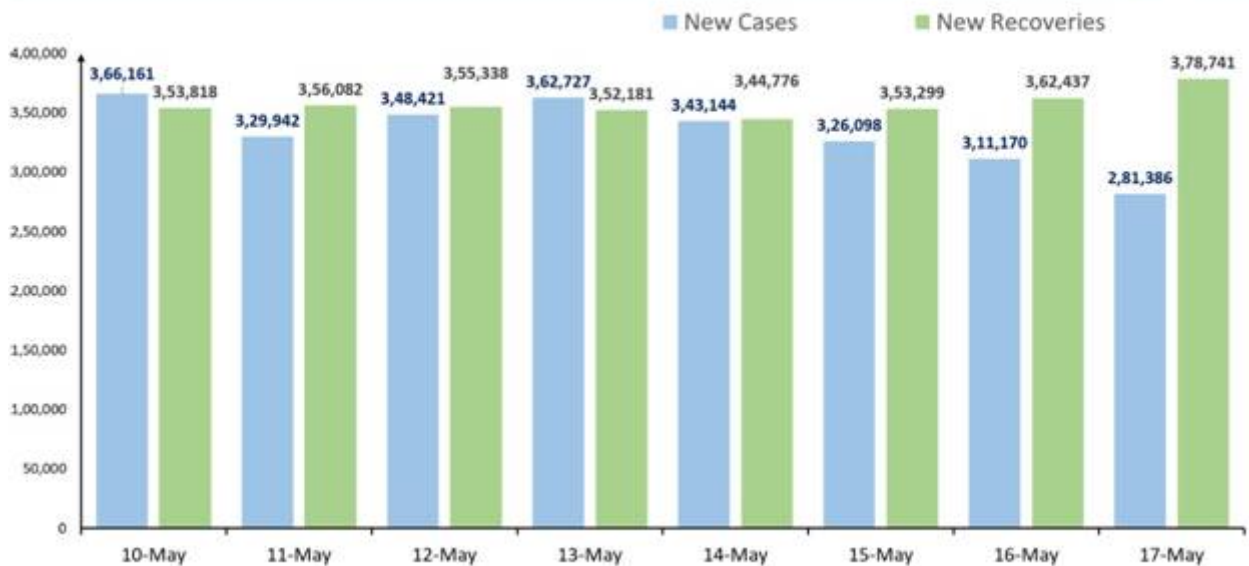
India's cumulative recoveries have reached **2,11,74,076** today. The National Recovery Rate is **84.81%**.

3,78,741 recoveries were registered in the last 24 hours.

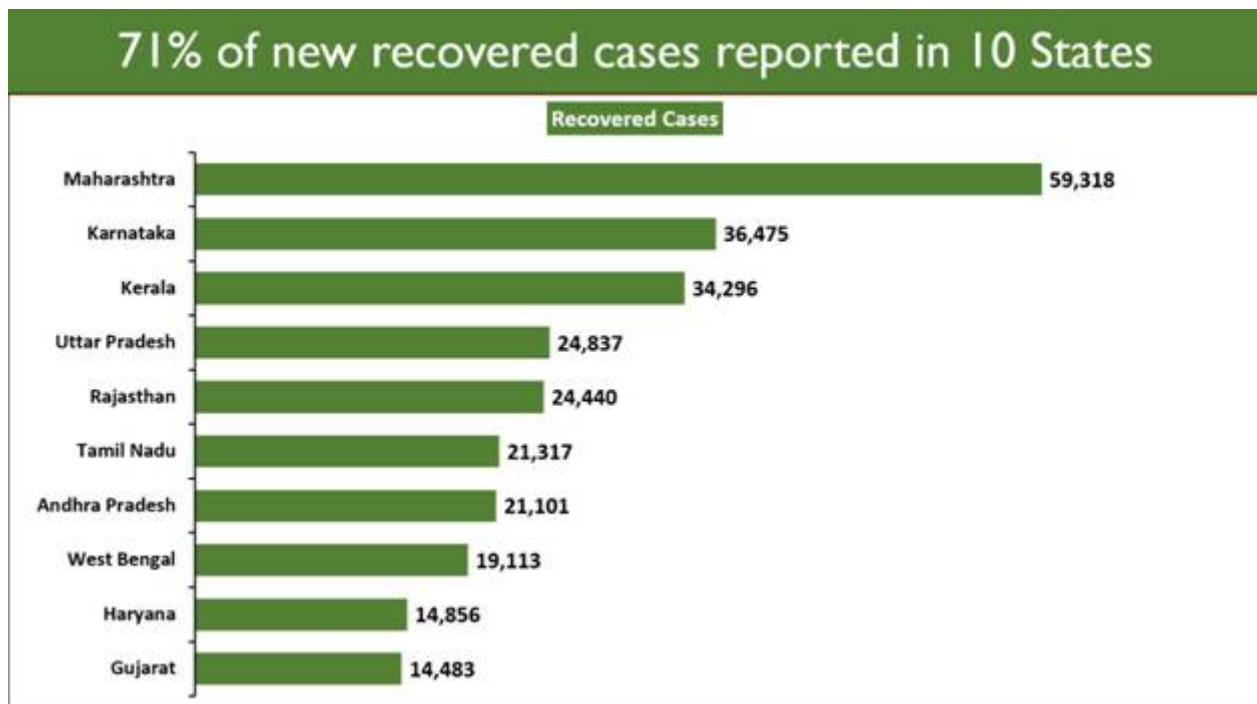
Also, 24-hour Recoveries have outnumbered the daily new COVID Cases for the sixth time in last 7 days and **consistently in the last 4 days**.



New recoveries have exceeded new cases in the last 4 days



Ten states account for **71.35%** of the new recoveries.



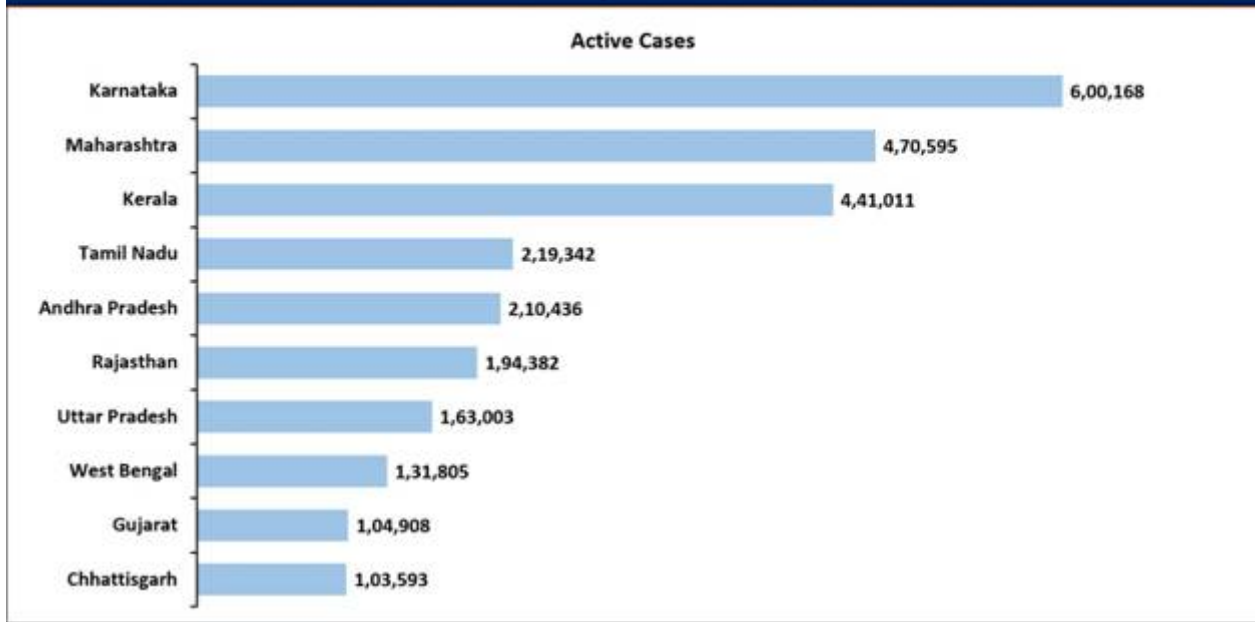
On the other front, India's total Active Caseload has decreased to **35,16,997** today. It now comprises **14.09%** of the country's total Positive Cases.

A net **decline** of 1,01,461 cases is recorded in the active caseload in the last 24 hours.

10 States cumulatively account for **75.04%** of India's total Active Cases.



75% of active cases (more than 1 lakh) in 10 States



The cumulative number of COVID-19 vaccine doses administered in the country has reached nearly **18.30 Cr** today under the Phase-3 of the nationwide Vaccination Drive.

A total of **18,29,26,460** vaccine doses have been administered through 26,68,895 sessions, as per the provisional report till 7 am today. These include **96,45,695** HCWs who have taken the 1st dose and **66,43,661** HCWs who have taken the 2nd dose, **1,44,44,096** FLWs (1st dose), **81,96,053** FLWs (2nd dose), **52,64,073** beneficiaries under 18-44 age group (1st dose), **5,72,78,554** (1st dose) and **91,07,311** (2nd dose) beneficiaries aged 45 to 60 years. **5,45,15,352** 1st dose beneficiaries and **1,78,01,891** 2nd dose beneficiaries of more than 60 years old.

HCWs	1 st Dose	96,45,695
	2 nd Dose	66,43,661
FLWs	1 st Dose	1,44,44,096
	2 nd Dose	81,96,053
Age Group 18-44 years	1 st Dose	52,64,073
Age Group 45 to 60 years	1 st Dose	5,72,78,554
	2 nd Dose	91,07,311

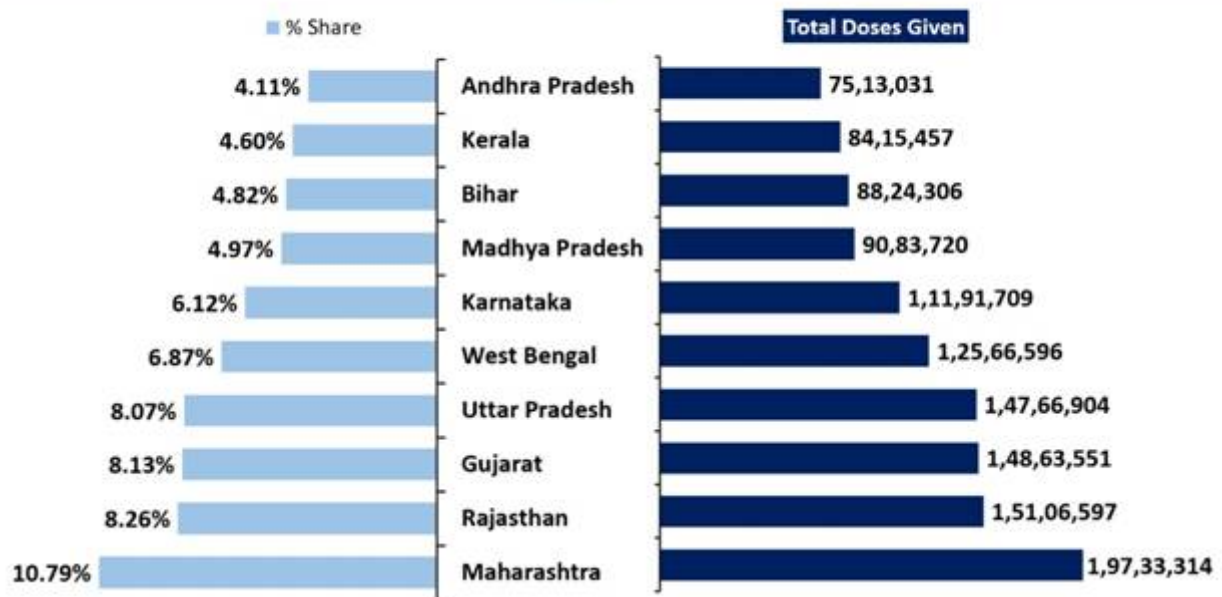




Over 60 years	1 st Dose	5,45,15,352
	2 nd Dose	1,78,31,665
	Total	18,29,26,460

Ten states account for **66.73%** of the cumulative doses given so far in the country.

67% of cumulative doses given so far, are in 10 States



4,35,138 beneficiaries of the age group 18-44 years received their first dose of COVID vaccine in the last 24 hours and cumulatively **52,64,073** across 33 States/UTs since the start of phase-3 of vaccination drive. Table below shows the cumulative vaccine doses administered to 18-44 years age group till now.

S. No.	States	Total
1	A & N Islands	1,181
2	Andhra Pradesh	3,443
3	Assam	2,29,233
4	Bihar	7,36,144
5	Chandigarh	2,078



f**in**

6	Chhattisgarh	1,028
7	Dadra & Nagar Haveli	4,291
8	Daman & Diu	4,703
9	Delhi	6,39,929
10	Goa	7,929
11	Gujarat	5,12,290
12	Haryana	4,55,205
13	Himachal Pradesh	14
14	Jammu & Kashmir	31,204
15	Jharkhand	1,09,245
16	Karnataka	1,14,539
17	Kerala	2,398
18	Ladakh	570
19	Madhya Pradesh	1,81,735
20	Maharashtra	6,52,119
21	Meghalaya	5,712
22	Nagaland	4
23	Odisha	1,40,558
24	Puducherry	3
25	Punjab	6,959
26	Rajasthan	8,16,241

f**in**



27	Sikkim	350
28	Tamil Nadu	32,645
29	Telangana	500
30	Tripura	2
31	Uttar Pradesh	4,15,179
32	Uttarakhand	1,22,916
33	West Bengal	33,726
Total		52,64,073

Nearly 7 lakh vaccination doses were administered in the last 24 hours. As on Day-121 of the vaccination drive (16th May, 2021), 6,91,211 vaccine doses were given. Across 6,068 sessions, 6,14,286 beneficiaries were vaccinated for 1st dose and 76,925 beneficiaries received their 2nd dose of vaccine.

Date: 16th May, 2021 (Day-121)

HCWs	1 st Dose	3,270
	2 nd Dose	2,395
FLWs	1 st Dose	18,168
	2 nd Dose	9,077
18-44 years	1 st Dose	4,35,138
45 to 60 years	1 st Dose	1,13,616
	2 nd Dose	37,979
Over 60 years	1 st Dose	44,094
	2 nd Dose	27,474
Total Achievement	1 st Dose	6,14,286



Total Achievement



2ndDose

76,925



Ten States reported **75.95%** of the new cases in last 24 hours.

Maharashtra has reported the highest daily new cases at 34,389, followed by Tamil Nadu with 33,181 new cases.



76% of new cases reported in 10 States

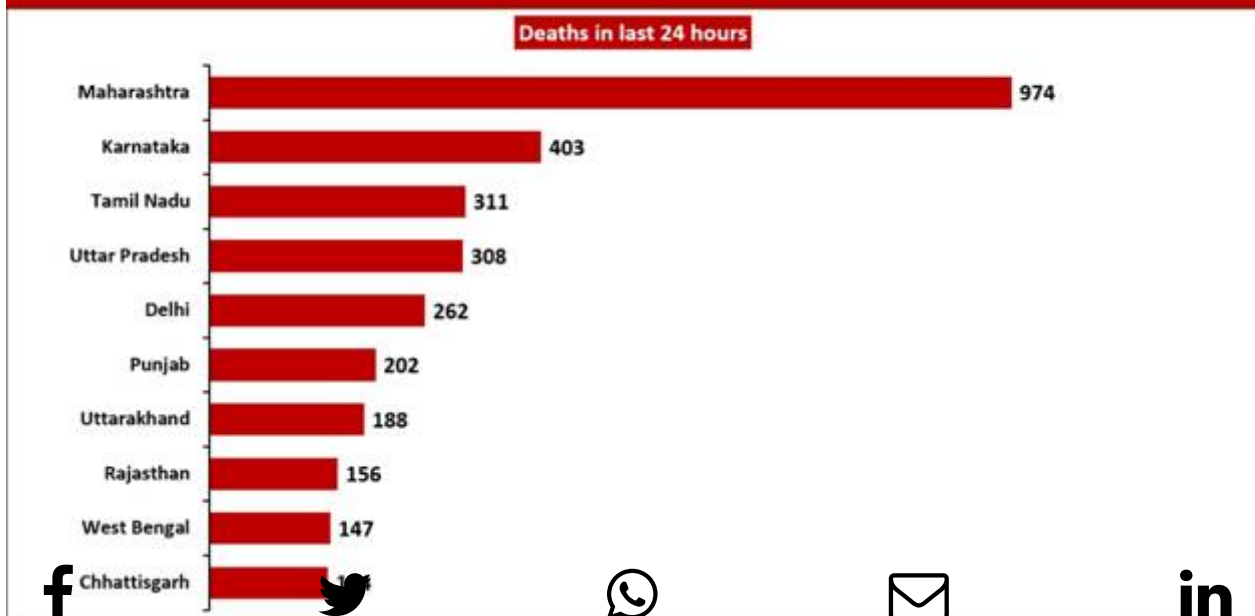


The National Mortality Rate currently stands at **1.10%**.

4,106 deaths were reported in the last 24 hours.

Ten States account for **75.38%** of the new deaths. Maharashtra saw the maximum casualties (974). Karnataka follows with 403 daily deaths.

75% of new deaths reported in 10 States



f In addition, the foreign aid of relief materials continues to be swiftly cleared, apportioned and sent to States/UTs to combat COVID-19. Cumulatively, 11,058 Oxygen Concentrators; 13,496 Oxygen Cylinders; 19 Oxygen Generation Plants; 7,365 ventilators/Bi PAP; ~5.3L Remdesivir vials delivered/ dispatched through road and air, so far.



MV

HFV/COVID States data/17th May2021/2

(Release ID: 1719267) Visitor Counter : 7

Read this release in: Gujarati

