



Ministry of Health and Family Welfare



24-hour Recoveries Outnumber Daily New COVID Cases for Fifth Time in last 6 Days



Decline of 55,344 in Active Caseload in the last 24 hours



India's Cumulative Vaccination Coverage exceeds 18.22 Crore

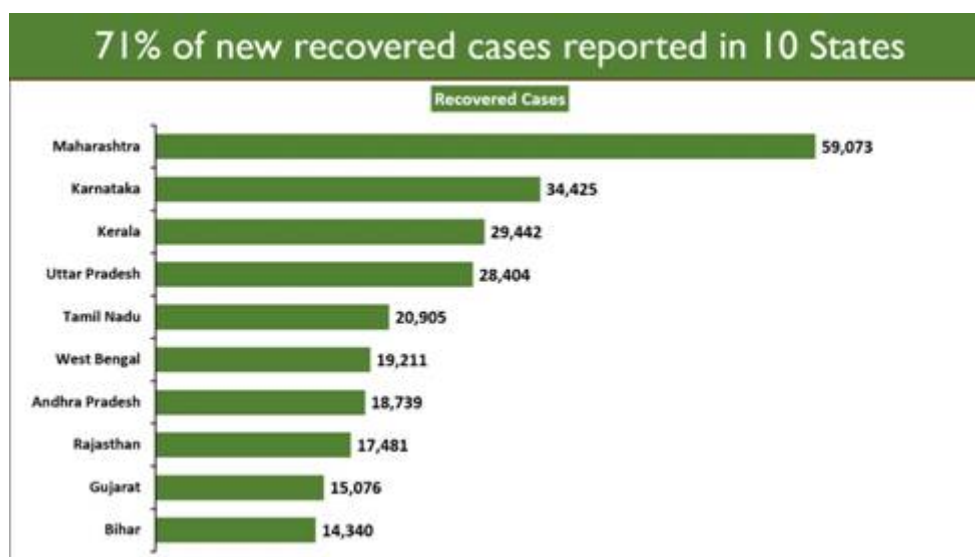
More than 48 lakh beneficiaries of age group 18-44 Vaccinated, so far

Posted On: 16 MAY 2021 11:26AM by PIB Delhi

India's cumulative recoveries have reached **2,07,95,335** today. The National Recovery Rate is **84.25%**.

3,62,437 recoveries were registered in the last 24 hours. It outnumbers India's Daily New COVID cases for the fifth time in the last six days.

Ten states account for **70.94%** of the new recoveries.

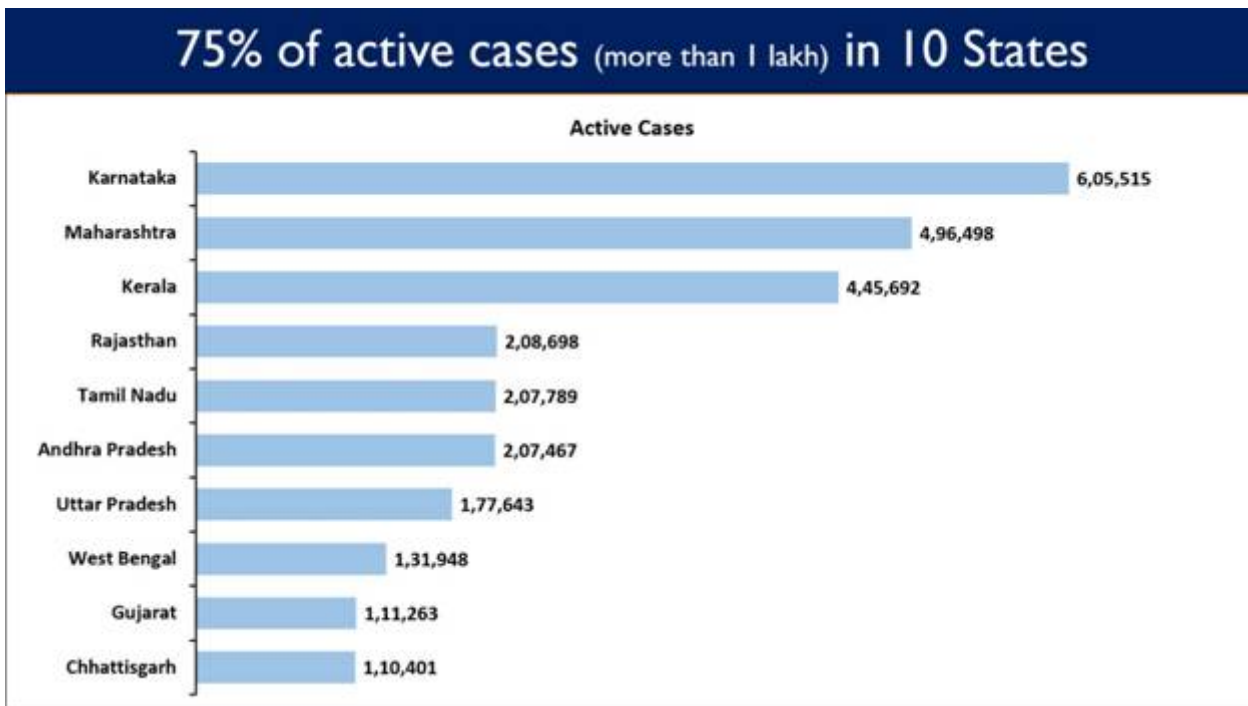


On the other front, India's total Active Caseload has decreased to **36,18,458** today. It now comprises **14.66%** of the country's total Positive Cases.

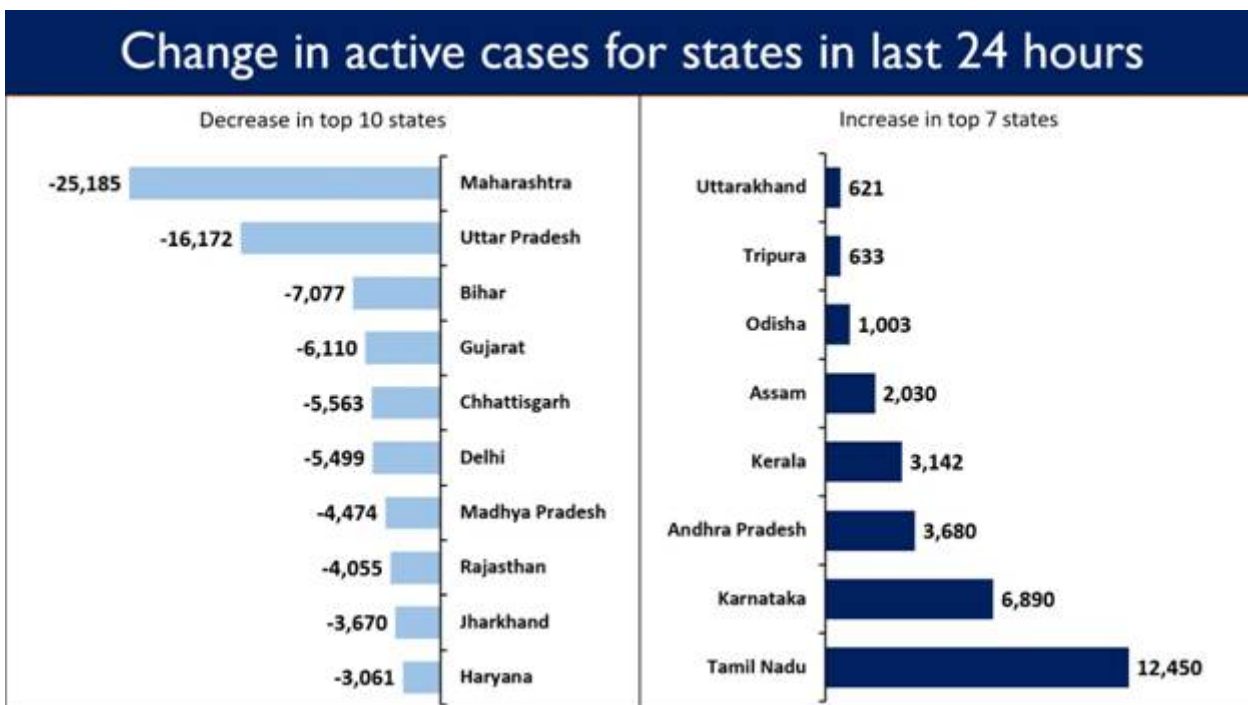


A net **decline** of 55,344 cases is recorded in the active caseload in the last 24 hours.

f 10 States cumulatively account for **74.69%** of India's total Active Cases.



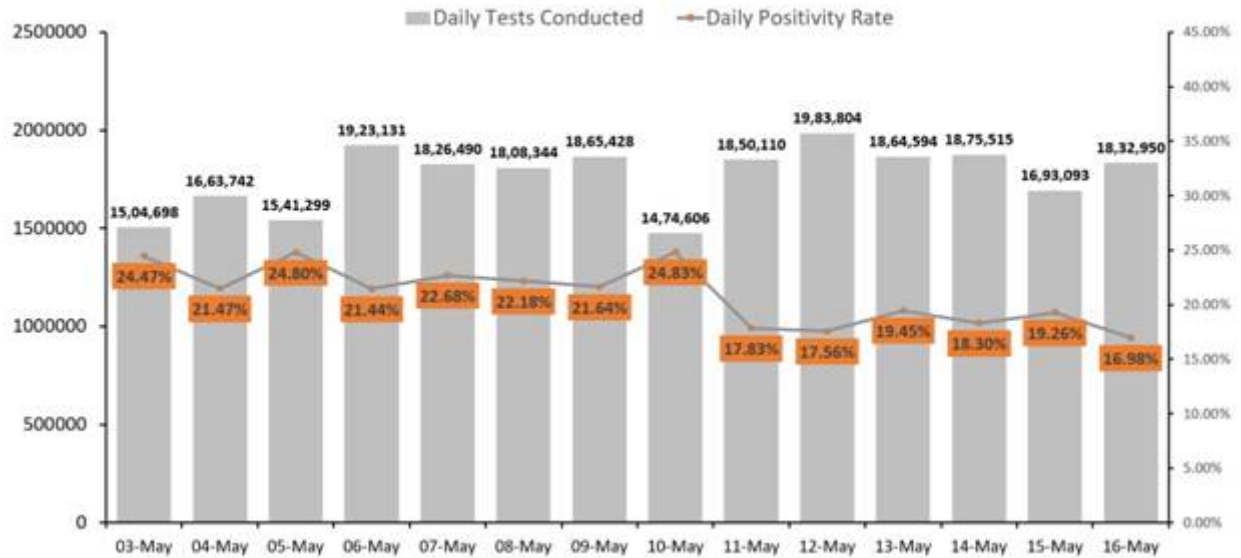
The graph below highlights the change in active cases for states in the last 24 hours.



A declining trend in positivity rate is also observed which stood now at **16.98%** as shown below.



India Trend: Daily positivity and daily tests conducted



The cumulative number of COVID-19 vaccine doses administered in the country has exceeded **18.22 Cr** today under the Phase-3 of the nationwide Vaccination Drive.

A total of **18,22,20,164** vaccine doses have been administered through 26,55,003 sessions, as per the provisional report till 7 am today. These include **96,42,278** HCWs who have taken the 1st dose and **66,41,047** HCWs who have taken the 2nd dose, **1,44,25,044** FLWs (1st dose), **81,86,568** FLWs (2nd dose), **48,25,799** beneficiaries under 18-44 age group (1st dose), **5,71,61,076** (1st dose) and **90,66,862** (2nd dose) beneficiaries aged 45 to 60 years. **5,44,69,599** 1st dose beneficiaries and **1,78,01,891** 2nd dose beneficiaries of more than 60 years old.

| | | |
|--------------------------|----------------------|--------------------|
| HCWs | 1 st Dose | 96,42,278 |
| | 2 nd Dose | 66,41,047 |
| FLWs | 1 st Dose | 1,44,25,044 |
| | 2 nd Dose | 81,86,568 |
| Age Group 18-44 years | 1 st Dose | 48,25,799 |
| Age Group 45 to 60 years | 1 st Dose | 5,71,61,076 |
| | 2 nd Dose | 90,66,862 |

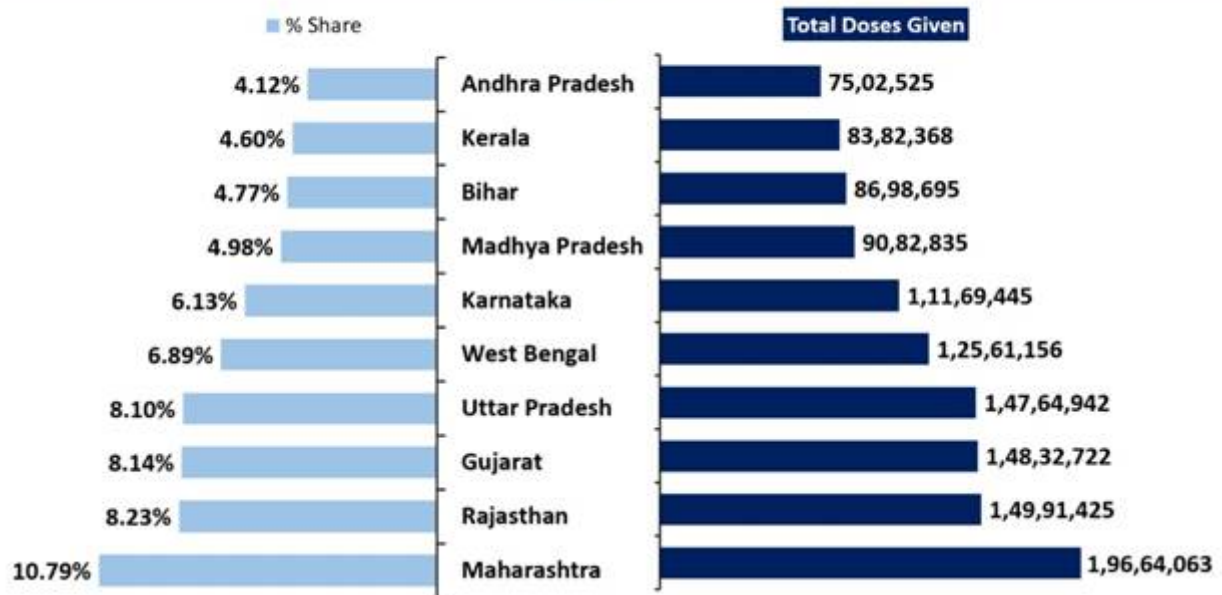




| | | |
|---------------|----------------------|---------------------|
| Over 60 years | 1 st Dose | 5,44,69,599 |
| | 2 nd Dose | 1,78,01,891 |
| | Total | 18,22,20,164 |

Ten states account for **66.76%** of the cumulative doses given so far in the country.

67% of cumulative doses given so far, are in 10 States



5,62,130 beneficiaries of the age group 18-44 years received their first dose of COVID vaccine in the last 24 hours and cumulatively **48,25,799** across 32 States/UTs since the start of phase-3 of vaccination drive. Table below shows the cumulative vaccine doses administered to 18-44 years age group till now.

| S. No. | States | Total |
|--------|----------------|----------|
| 1 | A & N Islands | 1,181 |
| 2 | Andhra Pradesh | 3,443 |
| 3 | Assam | 1,96,690 |
| 4 | Bihar | 6,23,255 |



f



in

| | | |
|----|----------------------|----------|
| 5 | Chandigarh | 1,938 |
| 6 | Chhattisgarh | 1,028 |
| 7 | Dadra & Nagar Haveli | 2,992 |
| 8 | Daman & Diu | 3,137 |
| 9 | Delhi | 5,78,140 |
| 10 | Goa | 5,800 |
| 11 | Gujarat | 4,82,501 |
| 12 | Haryana | 4,20,625 |
| 13 | Himachal Pradesh | 14 |
| 14 | Jammu & Kashmir | 31,188 |
| 15 | Jharkhand | 73,436 |
| 16 | Karnataka | 1,13,335 |
| 17 | Kerala | 1,553 |
| 18 | Ladakh | 570 |
| 19 | Madhya Pradesh | 1,81,722 |
| 20 | Maharashtra | 6,48,674 |
| 21 | Meghalaya | 3,884 |
| 22 | Nagaland | 4 |
| 23 | Odisha | 1,39,177 |
| 24 | Puducherry | 2 |
| 25 | Punjab | 6,961 |

f



in



| | | |
|--------------|---------------|------------------|
| 26 | Rajasthan | 7,17,784 |
| 27 | Tamil Nadu | 31,356 |
| 28 | Telangana | 500 |
| 29 | Tripura | 2 |
| 30 | Uttar Pradesh | 4,14,736 |
| 31 | Uttarakhand | 1,08,125 |
| 32 | West Bengal | 32,046 |
| Total | | 48,25,799 |

More than 17 lakh vaccination doses were administered in the last 24 hours. As on Day-120 of the vaccination drive (15th May, 2021), 17,33,232 vaccine doses were given. Across 16,027 sessions, 11,30,928 beneficiaries were vaccinated for 1st dose and 6,02,304 beneficiaries received their 2nd dose of vaccine.

Date: 15th May, 2021 (Day-120)

| | | |
|-----------------------|----------------------|-----------------|
| HCWs | 1 st Dose | 14,093 |
| | 2 nd Dose | 18,622 |
| FLWs | 1 st Dose | 56,699 |
| | 2 nd Dose | 35,560 |
| 18-44 years | 1 st Dose | 5,62,130 |
| 45 to 60 years | 1 st Dose | 3,48,678 |
| | 2 nd Dose | 3,05,017 |
| Over 60 years | 1 st Dose | 1,49,328 |
| | 2 nd Dose | 2,43,105 |

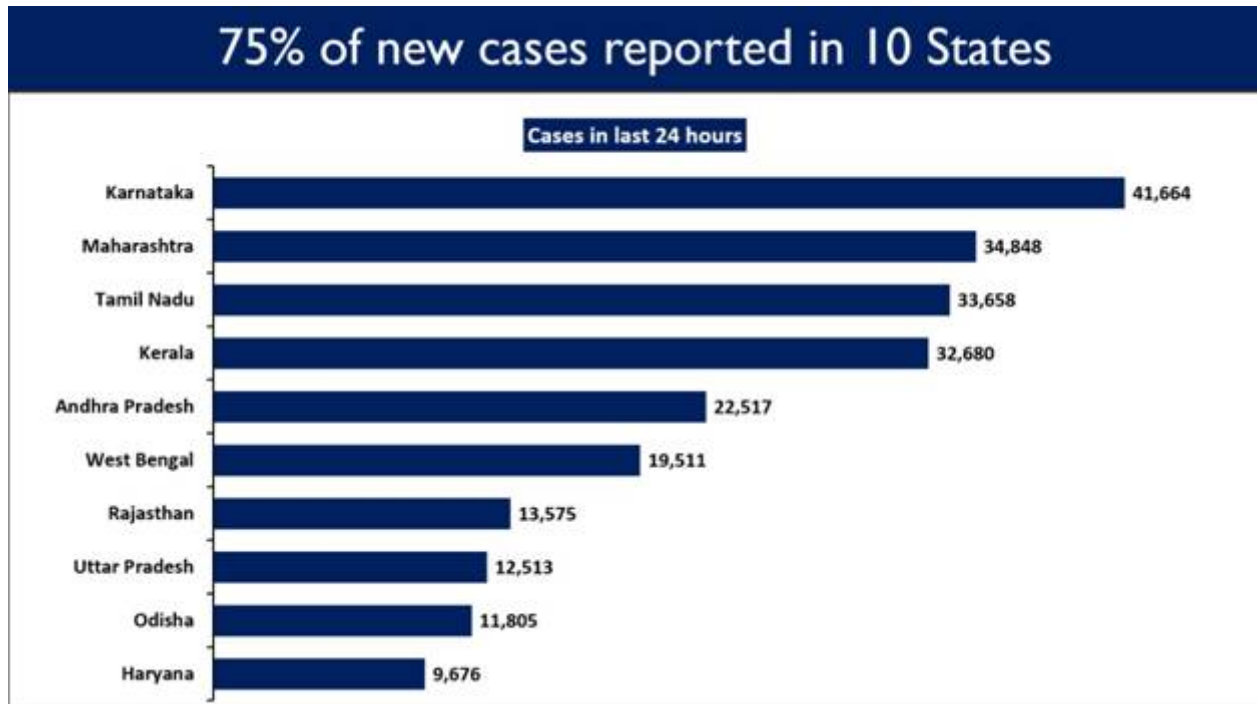


**Total Achievement**1stDose**11,30,928**2ndDose**6,02,304**

3,11,170 new cases were registered in the last 24 hours.

Ten States reported **74.7%** of the new cases in last 24 hours.

Karnataka has reported the highest daily new cases at 41,664. It is followed by Maharashtra with 34,848 while Tamil Nadu reported 33,658 new cases.



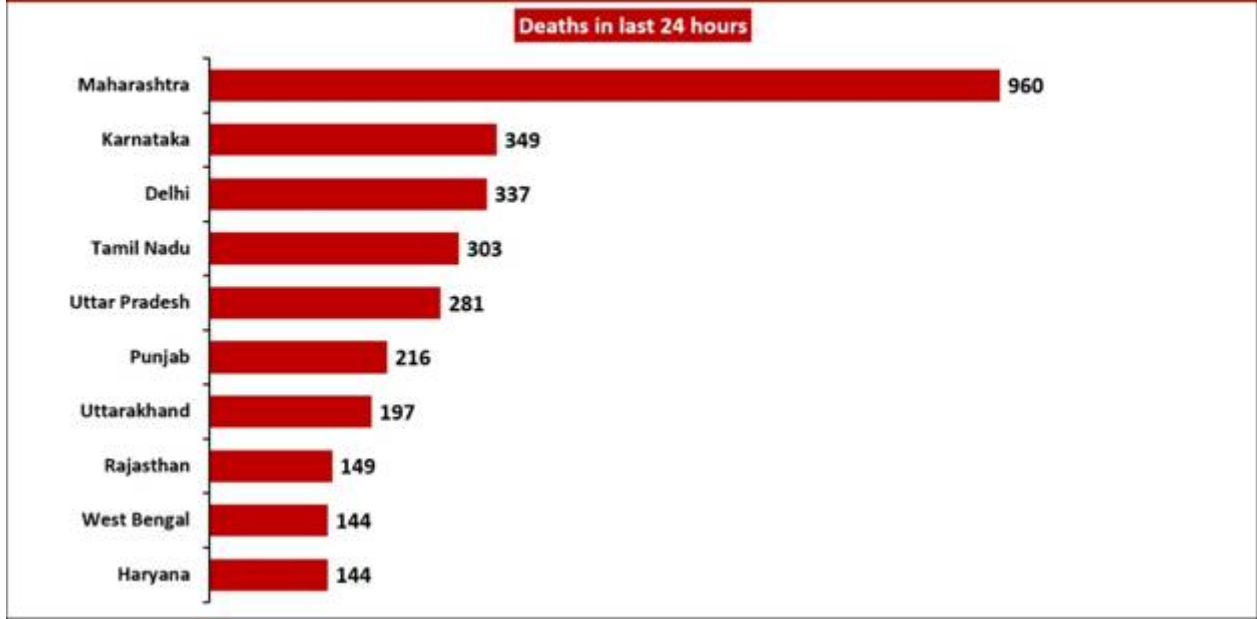
The National Mortality Rate currently stands at **1.09%**.

4,077 deaths were reported in the last 24 hours.

Ten States account for **75.55%** of the new deaths. Maharashtra saw the maximum casualties (960). Karnataka follows with 349 daily deaths.



76% of new deaths reported in 10 States



In addition, the foreign aid of relief materials continues to be swiftly cleared, apportioned and sent to States/UTs to combat COVID-19. Cumulatively, 10,953 Oxygen Concentrators; 13,169 Oxygen Cylinders; 19 Oxygen Generation Plants; 6,835 ventilators/Bi PAP; ~4.9L Remdesivir vials delivered/ dispatched through road and air, so far.

MV

HFV/COVID States data/16th May2021/1

(Release ID: 1719011) Visitor Counter : 5

Read this release in: Hindi , Gujarati , Tamil

