



Ministry of Health and Family Welfare



India's Cumulative Vaccination Coverage exceeds 18 Crore



in More than 42 lakh beneficiaries of age group 18-44 Vaccinated, so far

24-hour Recoveries Outnumber Daily New COVID Cases for Fourth Time in last Five Days

Decline of 31,091 in Active Caseload in the last 24 hours

Foreign Aid of Relief Materials to combat COVID19 continues to be swiftly cleared, apportioned and sent to States/UTs

Posted On: 15 MAY 2021 11:22AM by PIB Delhi

The cumulative number of COVID-19 vaccine doses administered in the country has exceeded **18 Cr** today under the Phase-3 of the nationwide Vaccination Drive.

A total of **18,04,57,579** vaccine doses have been administered through 26,02,435 sessions, as per the provisional report till 7 am today. These include **96,27,650** HCWs who have taken the 1st dose and **66,22,040** HCWs who have taken the 2nd dose, **1,43,65,871** FLWs (1st dose), **81,49,613** FLWs (2nd dose), **42,58,756** beneficiaries under 18-45 age group (1st dose), **5,68,05,772** (1st dose) and **87,56,313** (2nd dose) beneficiaries aged 45 to 60 years. **5,43,17,646** 1st dose beneficiaries and **1,75,53,918** 2nd dose beneficiaries of more than 60 years old.

HCWs	1 st Dose	96,27,650

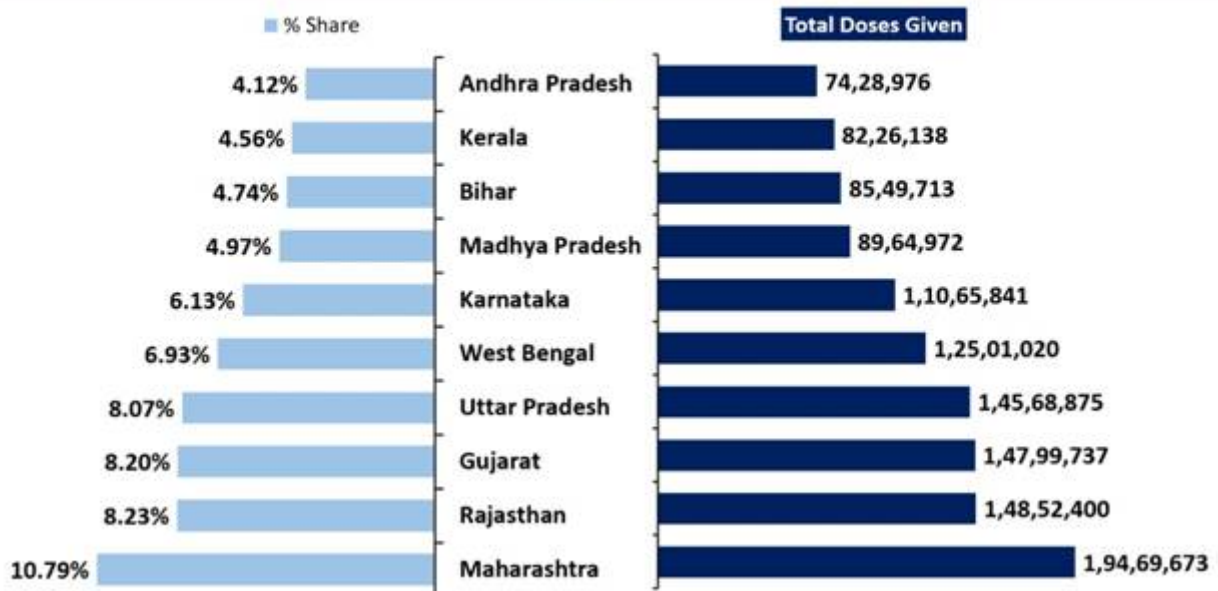




	2 nd Dose	66,22,040
FLWs	1 st Dose	1,43,65,871
	2 nd Dose	81,49,613
Age Group 18-44 years	1 st Dose	42,58,756
Age Group 45 to 60 years	1 st Dose	5,68,05,772
	2 nd Dose	87,56,313
Over 60 years	1 st Dose	5,43,17,646
	2 nd Dose	1,75,53,918
	Total	18,04,57,579




Ten states account for **66.73%** of the cumulative doses given so far in the country.

67% of cumulative doses given so far, are in 10 States



3,28,216 beneficiaries of the age group 18-44 years received their first dose of COVID vaccine in the last 24 hours and cumulatively **42,58,756** across 32 States/UTs since the start of phase-3 of vaccination drive. Table below shows the cumulative vaccine doses administered to 18-44 years age group till now.



f	S. No.	States	Total
	1	A & N Islands	1,176
	2	Andhra Pradesh	2,624
	3	Assam	1,60,139
in	4	Bihar	5,08,034
	5	Chandigarh	974
	6	Chhattisgarh	1,028
	7	Dadra & Nagar Haveli	1,663
	8	Daman & Diu	2,036
	9	Delhi	5,26,232
	10	Goa	1,858
	11	Gujarat	4,50,980
	12	Haryana	3,99,946
	13	Himachal Pradesh	14
	14	Jammu & Kashmir	30,642
	15	Jharkhand	32,469
	16	Karnataka	1,08,059
	17	Kerala	1,364
	18	Ladakh	86
	19	Madhya Pradesh	1,36,369





20	Maharashtra	6,40,922
21	Meghalaya	1,920
22	Nagaland	4
23	Odisha	1,23,086
24	Puducherry	2
25	Punjab	6,403
26	Rajasthan	6,14,253
27	Tamil Nadu	28,241
28	Telangana	500
29	Tripura	2
30	Uttar Pradesh	3,66,239
31	Uttarakhand	88,277
32	West Bengal	23,214
Total		42,58,756

More than 11 lakh vaccination doses were administered in the last 24 hours. As on Day-119 of the vaccination drive (14th May, 2021), 11,03,625 vaccine doses were given. Across 11,628 sessions, 6,29,445 beneficiaries were vaccinated for 1st dose and 4,74,180 beneficiaries received their 2nd dose of vaccine.

Date: 14thMay,2021 (Day-119)

HCWs	1 st Dose	8,861
	2 nd Dose	16,604
FLWs	1 st Dose	39,258



FLWs

1stDose

39,258

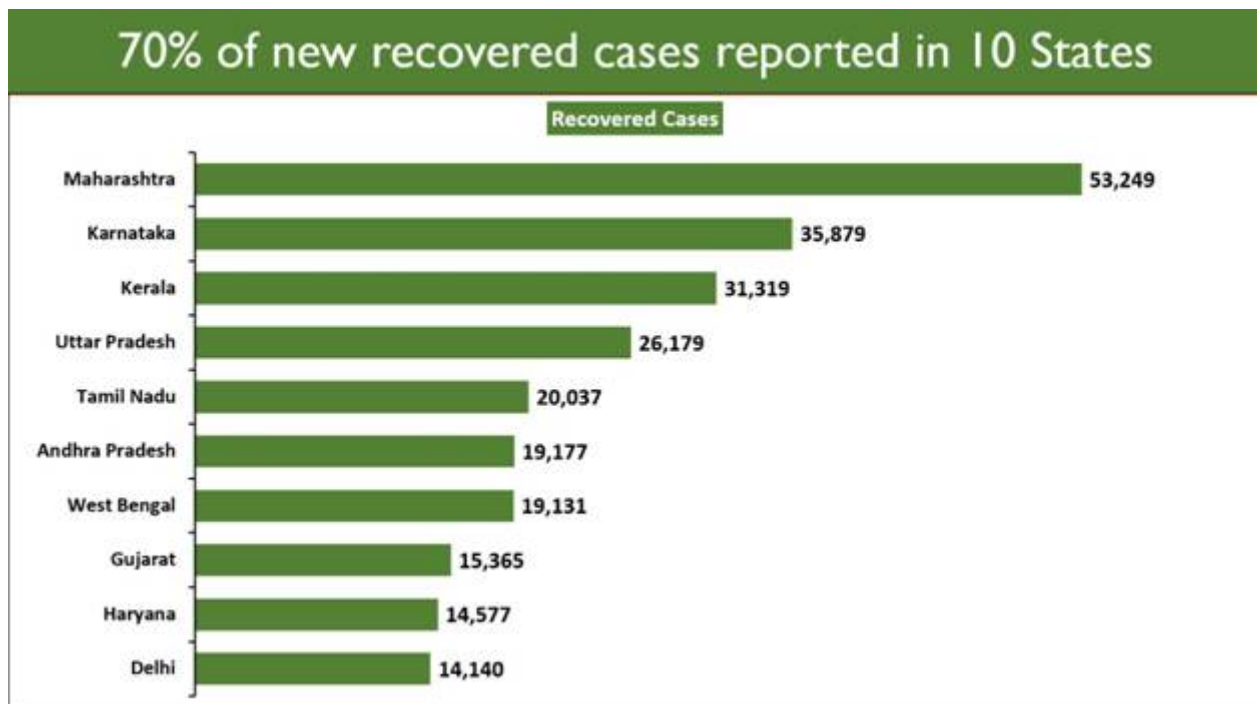




	2 nd Dose	31,058
18-44 years	1 st Dose	3,28,316
45 to 60 years	1 st Dose	1,83,313
	2 nd Dose	2,04,871
Over 60 years	1 st Dose	69,697
	2 nd Dose	2,21,647
Total Achievement	1 st Dose	6,29,445
	2 nd Dose	4,74,180

India's cumulative recoveries has reached **2,04,32,898** today. The National Recovery Rate is **83.83%**. **3,53,299** recoveries were registered in the last 24 hours. It outnumbers India's Daily New COVID cases for the fourth time in the last five days.

Ten states account for **70.49%** of the new recoveries.

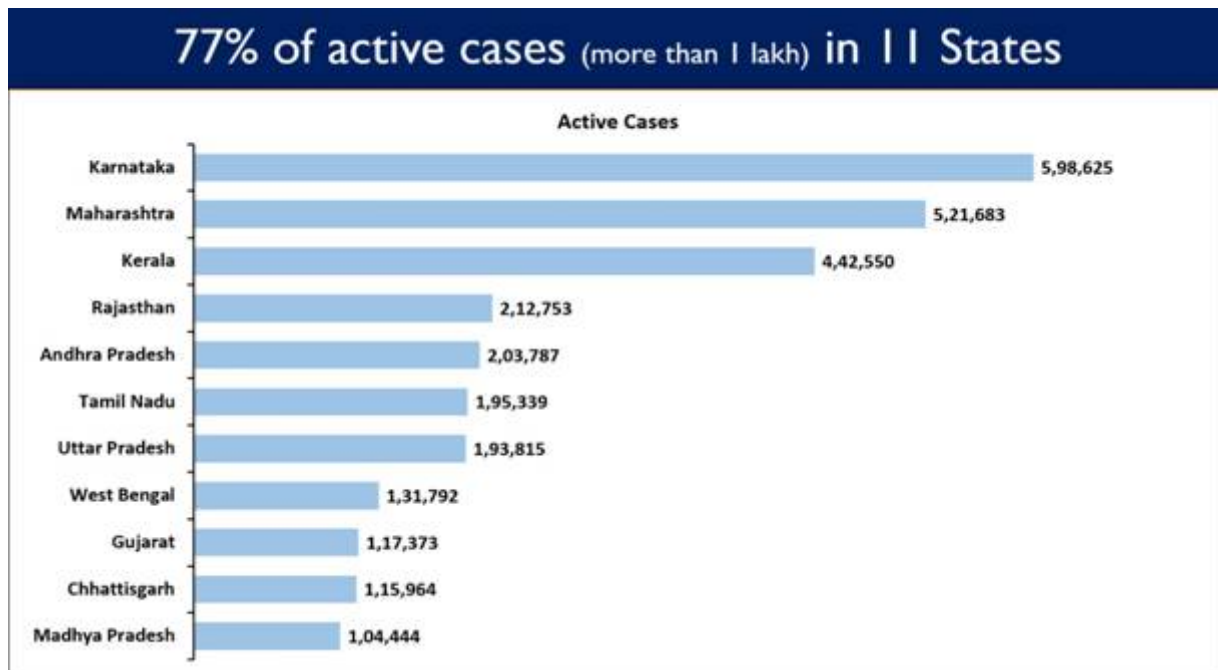


India's total Active Caseload has decreased to **36,73,802** today. It now comprises **15.07%** of the country's total Positive Cases.

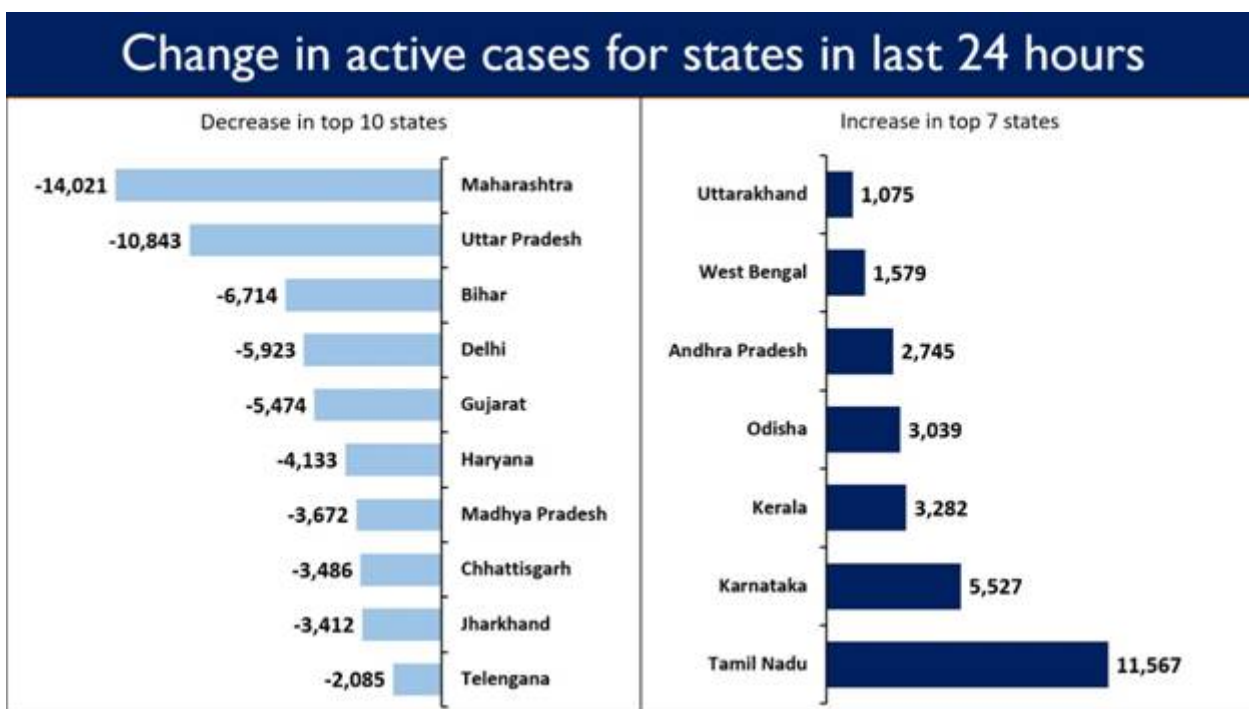


A net **decline** of 31,091 cases is recorded in the active caseload in the last 24 hours.

f 11 States cumulatively account for **77.26%** of India's total Active Cases.

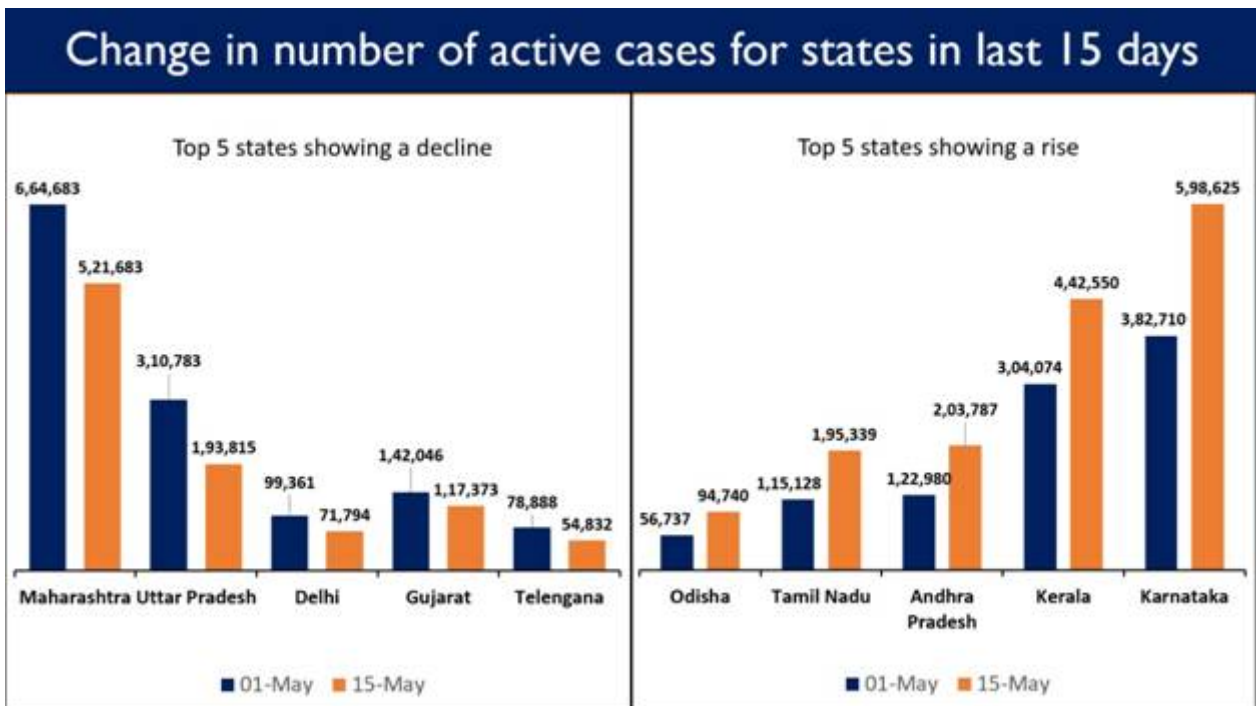


The graph below highlights the change in active cases for states in the last 24 hours.



The change in number of active cases for states in the last 15 days is depicted in the graph below.



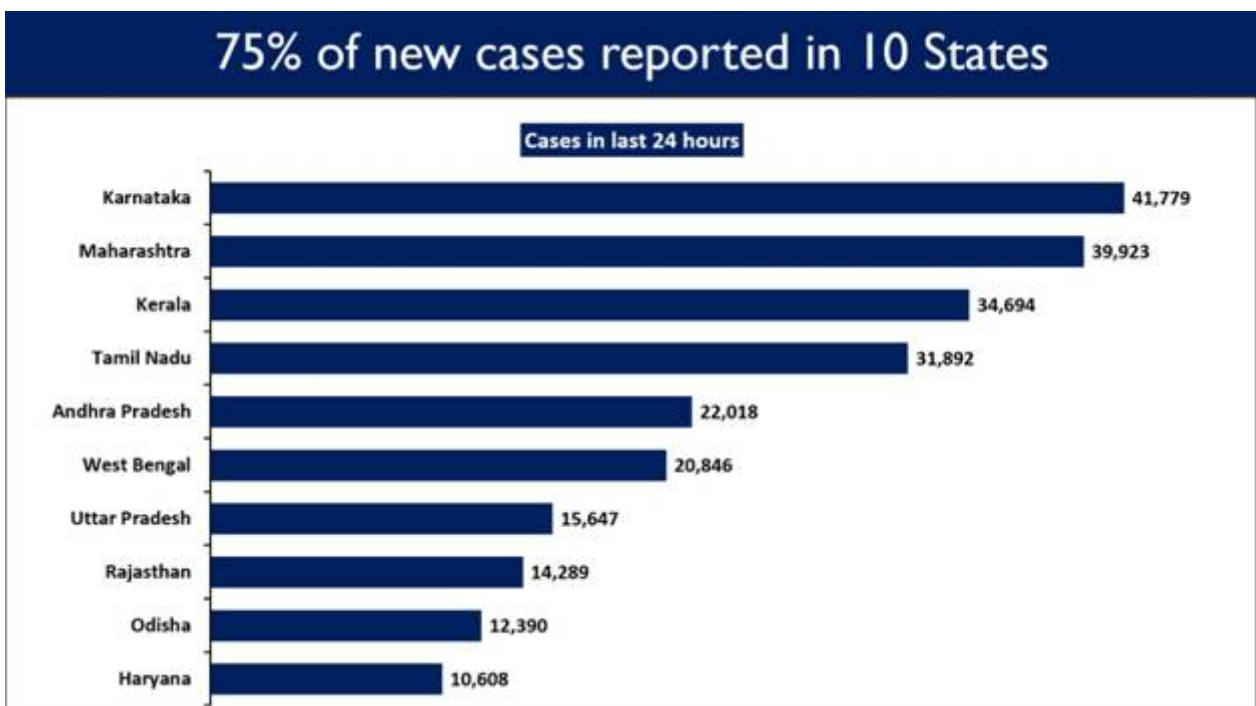


Foreign aid of relief materials continues to be swiftly cleared, apportioned and sent to States/UTs to combat COVID19. Cumulatively, 10,796 Oxygen Concentrators; 12,269 Oxygen Cylinders; 19 Oxygen Generation Plants; 6,497 ventilators/Bi PAP and over 4.2L Remdesivir vials delivered/ dispatched through road and air, so far.

3,26,098 new cases were registered in the last 24 hours.

Ten States reported **74.85%** of the new cases in last 24 hours.

Karnataka has reported the highest daily new cases at 41,779. It is followed by Maharashtra with 39,923 while Kerala reported 34,694 new cases.

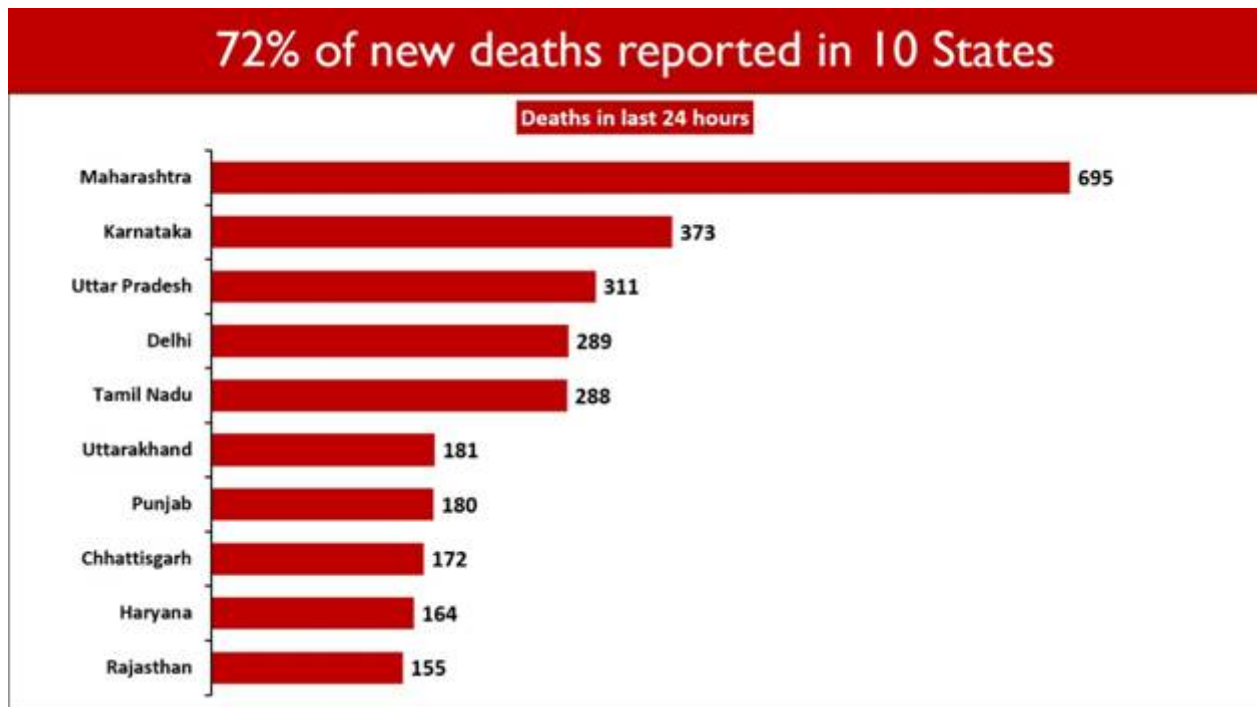


The **National Mortality Rate** currently stands at **1.19%**.



3,890 deaths were reported in the last 24 hours.

f Ten States account for **72.19%** of the new deaths. Maharashtra saw the maximum casualties (695). Karnataka follows with 373 daily deaths.



MV

HFV/COVID States data/15th May2021/1

(Release ID: 1718764) Visitor Counter : 8

Read this release in: Hindi , Marathi , Bengali , Gujarati , Odia , Tamil , Telugu , Malayalam

