



Ministry of Health and Family Welfare



India's Cumulative Recoveries exceed 2 Crore



24-hour Recoveries Outnumber Daily New



COVID Cases for Third Time in last Four Days



Decline of 5,632 in Active Caseload in the last 24 hours

India's Cumulative Vaccination Coverage steadily nearing 18 Crore

More than 39 lakh beneficiaries of age group 18-44 Vaccinated, so far

Government of India continues to Expeditiously Allocate and Deliver Global Aid to States/UTs through a "Whole of Government" approach

Posted On: 14 MAY 2021 11:01AM by PIB Delhi

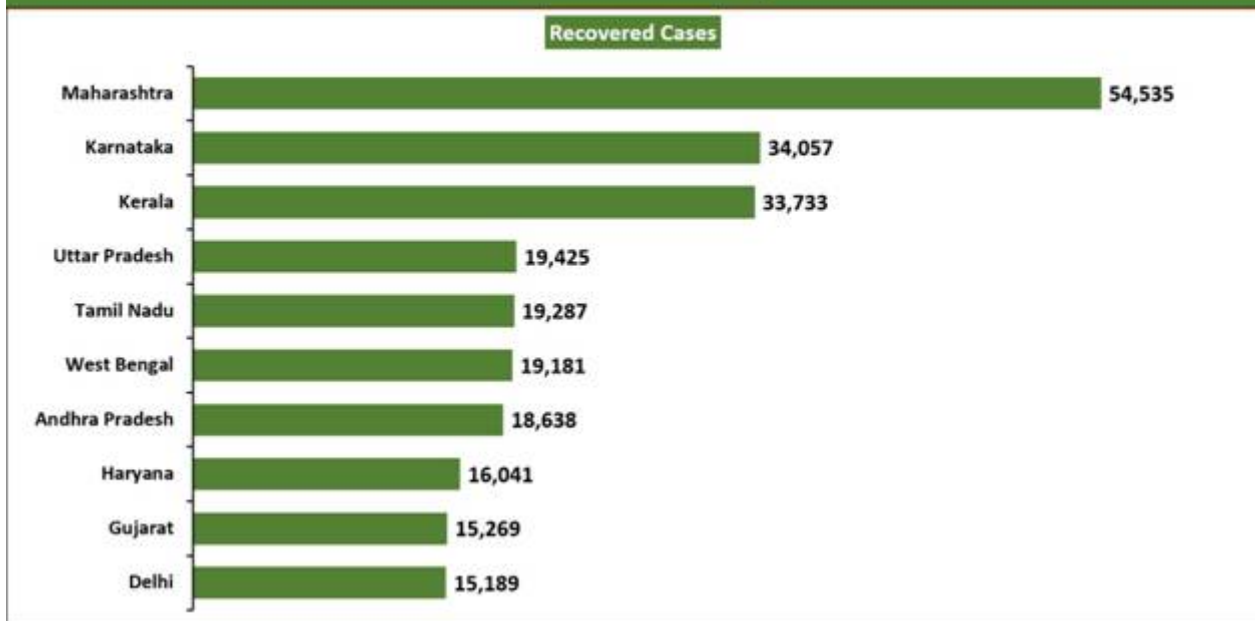
In a significant development, India's cumulative recoveries has surpassed 2 Crore **(2,00,79,599)** today. The National Recovery Rate is **83.50%**.

3,44,776 recoveries were registered in the last 24 hours. It outnumbers India's Daily New COVID cases for the third time in the last four days.

Ten states account for **71.16%** of the new recoveries.

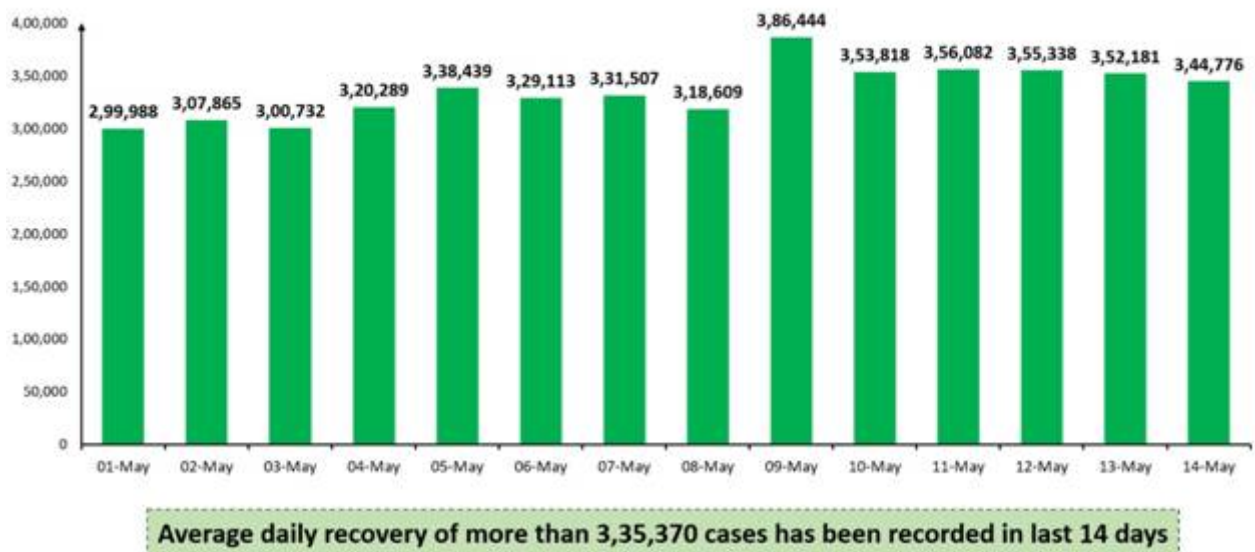


71% of new recovered cases reported in 10 States



The graph below depicts the Daily Recoveries in the last 14 days.

Daily Recovered Cases (for past 14 days)




India's total Active Caseload has decreased to **37,04,893** today. It now comprises **15.41%** of the country's total Positive Cases.

A net **decline** of 5,632 cases is recorded in the active caseload in the last 24 hours.

12 States cumulatively account for **79.7%** of India's total Active Cases.



80% of active cases (more than 1 lakh) in 12 States



Government of India continues to expeditiously allocate and deliver global aid to States/UTs through a “Whole of Government” approach. Cumulatively, 9,294 Oxygen Concentrators; 11,835 Oxygen Cylinders; 19 Oxygen Generation Plants; 6,439 ventilators/Bi PAP and nearly 4.22 L Remdesivir vials delivered/ dispatched through road and air, so far.

On the other hand, the cumulative number of COVID-19 vaccine doses administered in the country is steadily nearing **18 Cr** today under the Phase-3 of the nationwide Vaccination Drive.

A total of **17,92,98,584** vaccine doses have been administered through 26,02,435 sessions, as per the provisional report till 7 am today. These include **96,18,127** HCWs who have taken the 1st dose and **66,04,549** HCWs who have taken the 2nd dose, **1,43,22,390** FLWs (1st dose), **81,16,153** FLWs (2nd dose), **39,26,334** beneficiaries under 18-45 age group (1st dose), **5,66,09,783** (1st dose) and **85,39,763** (2nd dose) beneficiaries aged 45 to 60 years. **5,42,42,792** 1st dose beneficiaries and **1,73,18,693** 2nd dose beneficiaries of more than 60 years old.

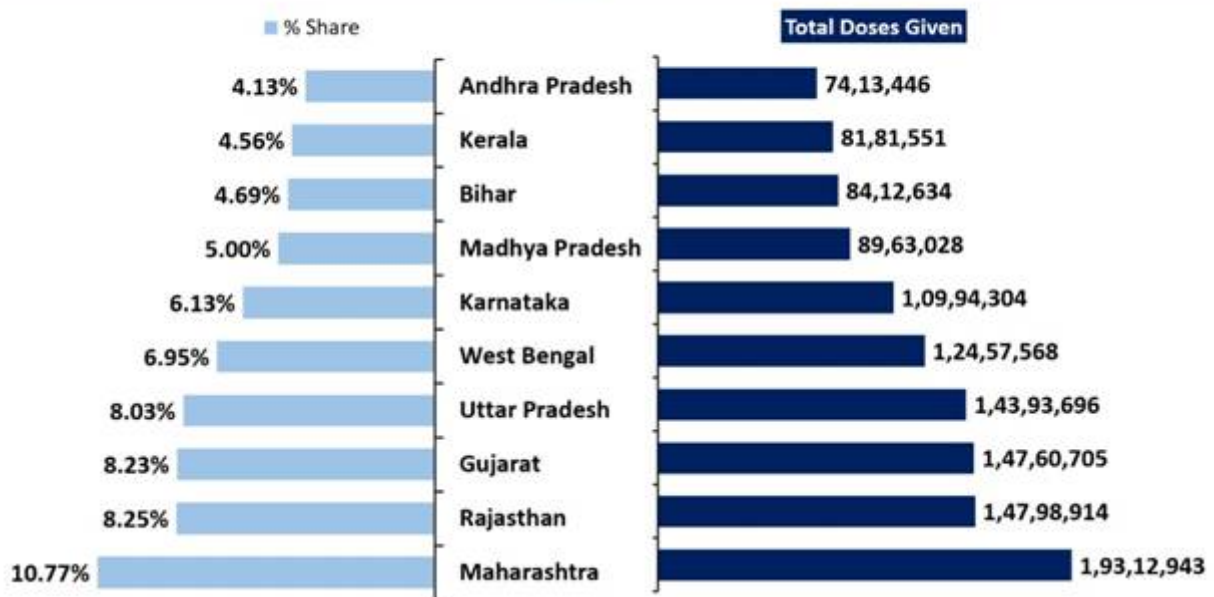
HCWs	1 st Dose	96,18,127
	2 nd Dose	66,04,549
FLWs	1 st Dose	1,43,22,390
	2 nd Dose	81,16,153
Age Group 18-44 years	1 st Dose	39,26,334
Age Group 45 to 60 years	1 st Dose	5,66,09,783
	2 nd Dose	85,39,763



Over 60 years	1 st Dose	5,42,42,792
	2 nd Dose	1,73,18,693
	Total	17,92,98,584

Ten states account for **66.75%** of the cumulative doses given so far in the country.

67% of cumulative doses given so far, are in 10 States



4,40,706 beneficiaries of the age group 18-44 years received their first dose of COVID vaccine in the last 24 hours and cumulatively **39,26,334** across 32 States/UTs since the start of phase-3 of vaccination drive. Table below shows the cumulative vaccine doses administered to 18-44 years age group till now.

S. No.	States	Total
1	A & N Islands	1,175
2	Andhra Pradesh	2,153
3	Assam	1,48,136
4	Bihar	4,04,150
5	Chandigarh	2





6	Chhattisgarh	1,028
7	Dadra & Nagar Haveli	729
8	Daman & Diu	861
9	Delhi	5,23,094
10	Goa	1,757
11	Gujarat	4,19,839
12	Haryana	3,84,240
13	Himachal Pradesh	14
14	Jammu & Kashmir	30,169
15	Jharkhand	94
16	Karnataka	1,04,242
17	Kerala	1,149
18	Ladakh	86
19	Madhya Pradesh	1,36,346
20	Maharashtra	6,34,570
21	Meghalaya	6
22	Nagaland	4
23	Odisha	1,08,296
24	Puducherry	2
25	Punjab	5,755
26	Rajasthan	5,90,276





27	Tamil Nadu	26,467
28	Telangana	500
29	Tripura	2
30	Uttar Pradesh	3,15,928
31	Uttarakhand	67,427
32	West Bengal	17,837
Total		39,26,334

More than 20 lakh vaccination doses were administered in the last 24 hours.

As on Day-118 of the vaccination drive (13th May, 2021), 20,27,162 vaccine doses were given. Across 18,624 sessions, 10,34,304 beneficiaries were vaccinated for 1st dose and 9,92,858 beneficiaries received their 2nd dose of vaccine.

Date: 13th May, 2021 (Day-118)

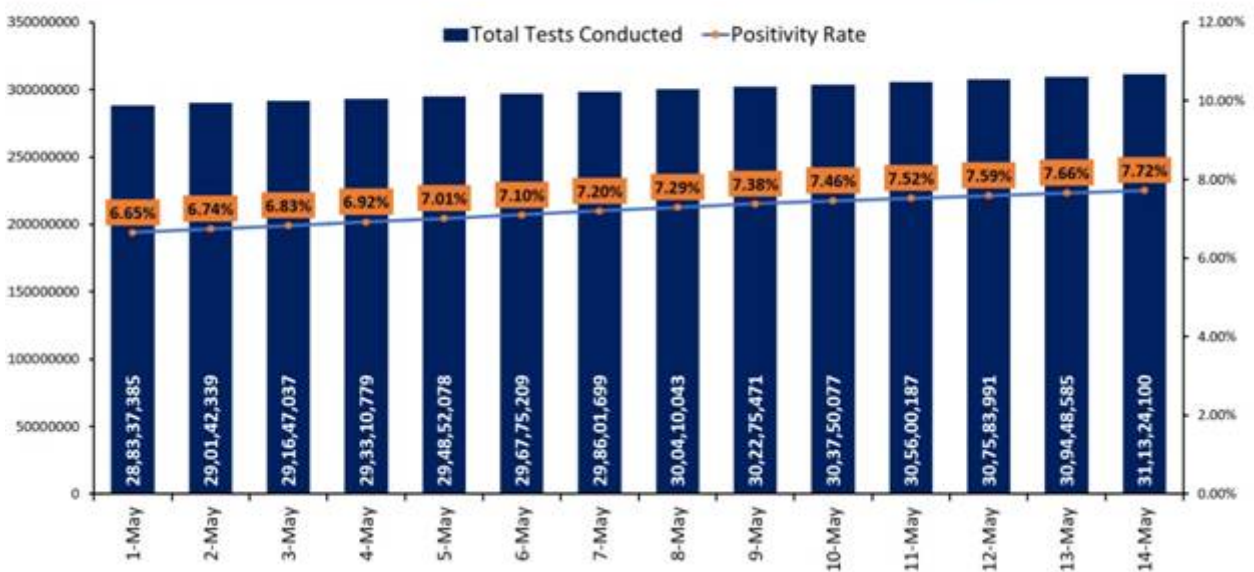
HCWs	1 st Dose	17,022
	2 nd Dose	33,409
FLWs	1 st Dose	83,628
	2 nd Dose	83,594
18-44 years	1 st Dose	4,40,706
45 to 60 years	1 st Dose	3,53,966
	2 nd Dose	3,68,924
Over 60 years	1 st Dose	1,38,982
	2 nd Dose	5,06,931
Total Achievement	1 st Dose	10,34,304
	2 nd Dose	9,92,858



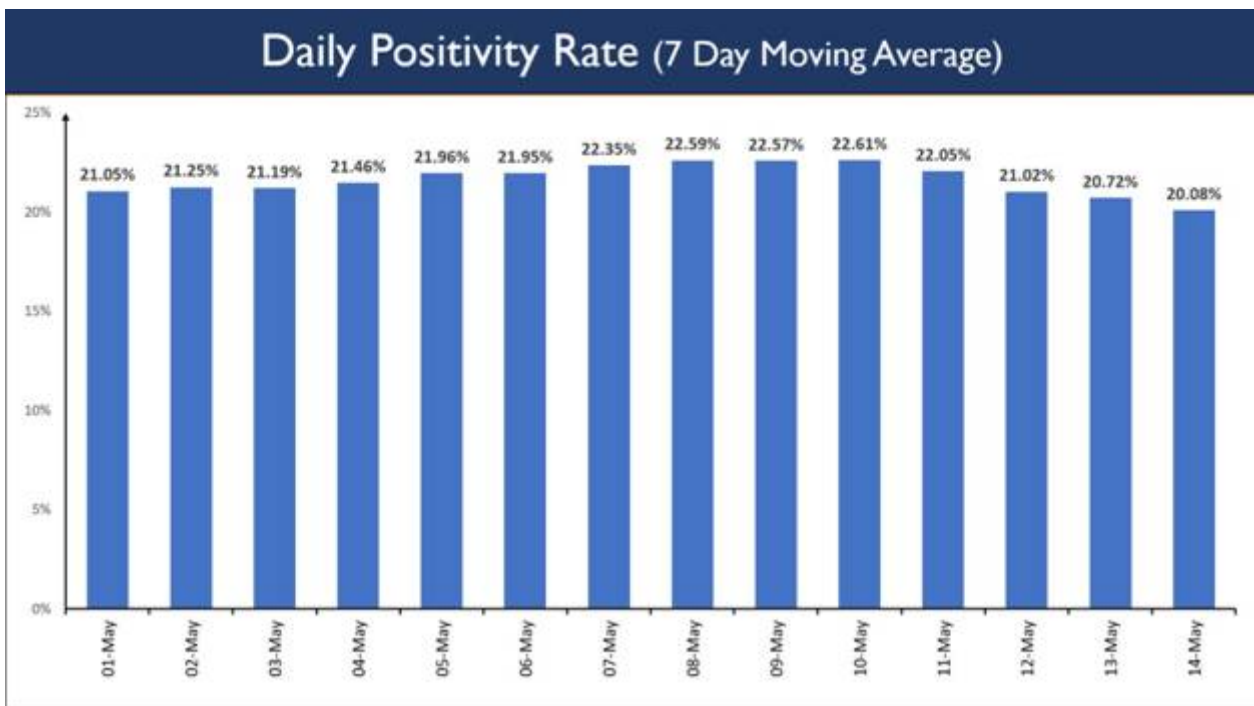
f The graph below highlights the increase in tests being conducted in India, which stands at over 31 Crore today. The cumulative positivity rate has also marginally increased to 7.72%.



Tests conducted more than 31 cr & cumulative positivity rate 7.72%



Below is a graphical representation of the Daily Positivity Rate which has slightly declined to 20.08%.



3,43,144 new cases were registered in the last 24 hours.

Ten States reported **72.37%** of the new cases in last 24 hours.

Maharashtra has reported the highest daily new cases at 42,582. It is followed by Kerala with 39,955 while Karnataka reported 35,297 new cases.

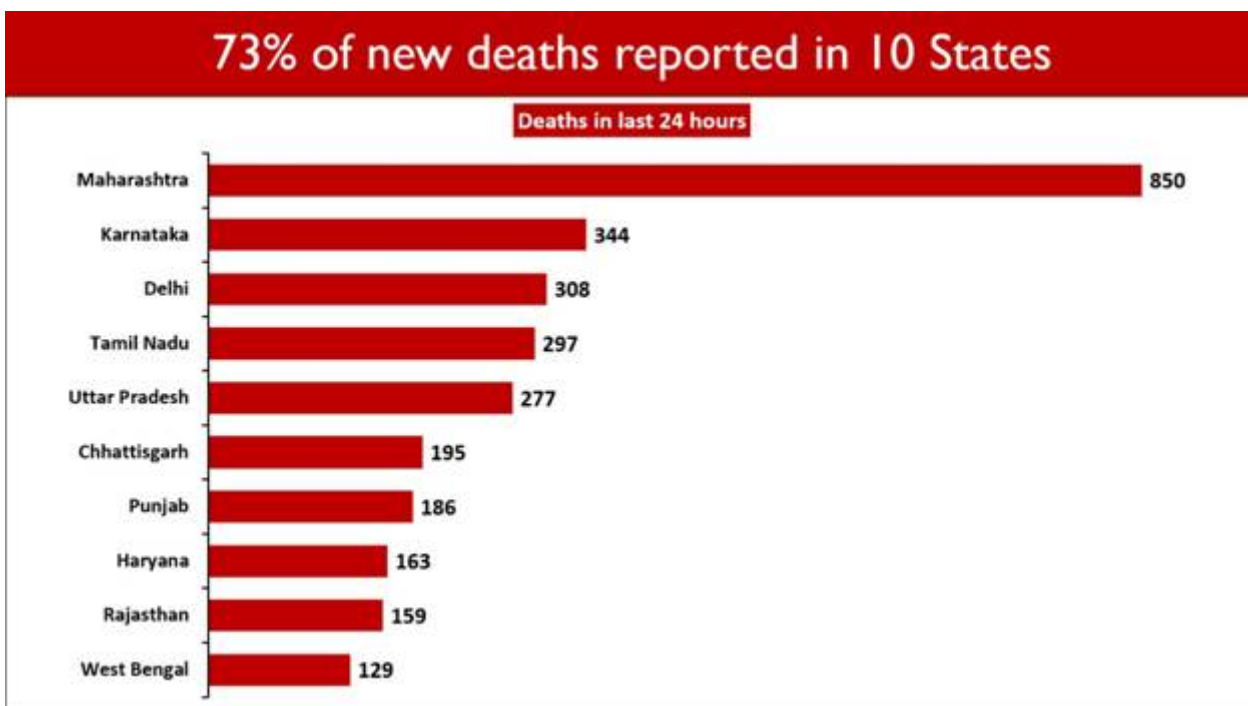




The National Mortality Rate currently stands at **1.09%**.

4,000 deaths were reported in the last 24 hours.

Ten States account for **72.70%** of the new deaths. Maharashtra saw the maximum casualties (850). Karnataka follows with 344 daily deaths.



MV

HFW/COVID States data/14th May2021/1

(Release ID: 1718507) Visitor Counter : 6



f Read this release in: Gujarati , Odia , Telugu

