




Ministry of Health and Family Welfare

 Government of India is expeditiously delivering Global Aid of Oxygen concentrators, cylinders, generation plants and more than 3.4 L Remdesivir Vials to states/UTs through a “Whole of Government” approach



24 hour Recoveries outnumber Daily New COVID Cases after 61 days

Decline of 30,016 in Active Caseload for the first time after two months

More than 25.5 lakh beneficiaries of age group 18-44 Vaccinated so far

Posted On: 11 MAY 2021 11:40AM by PIB Delhi

8,900 Oxygen Concentrators, 5,043 Oxygen Cylinders, 18 Oxygen Generation Plants, 5,698 ventilators/ Bi PAP and more than 3.4 L Remdesivir vials received as part of global aid to India have been delivered/ dispatched to States and UTs to strengthen and supplement their COVID response, so far. The Union Government is ensuring a streamlined and fast delivery of the global aid to States and UTs through faster custom clearances, and use of air and road.

The cumulative number of COVID19 vaccine doses administered in the country has exceeded 17.27 Cr today as the Phase-3 of the nationwide Vaccination Drive expands further.

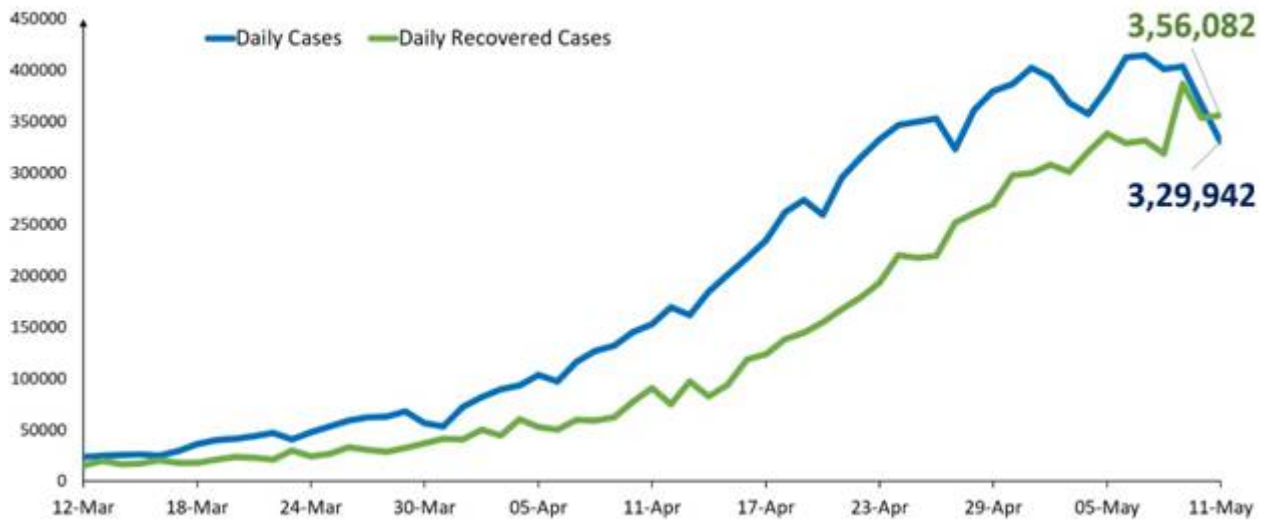
**A net decline of 30,016 cases recorded from the total active caseload in the last 24 hours for the first time after two months (61 days).**

**Also, after 61 days, the new recoveries outnumber the new cases seen in last 24 hours.**

India's trajectory of daily new cases and recoveries has been shown below.



## India Trajectory: Daily new cases and recovered cases



A total of **17,27,10,066** vaccine doses have been administered through 25,15,519 sessions, as per the provisional report till 7 am today. These include **95,64,242** HCWs who have taken the 1<sup>st</sup> dose and **65,05,744** HCWs who have taken the 2<sup>nd</sup> dose, **1,40,54,058** FLWs (1<sup>st</sup> dose), **78,53,514**

FLWs (2<sup>nd</sup> dose), **25,59,339** beneficiaries under 18-45 age group (1<sup>st</sup> dose), **5,55,10,630** (1<sup>st</sup> dose) and **71,95,632** (2<sup>nd</sup> dose) beneficiaries aged 45 to 60 years. **5,38,06,205** 1<sup>st</sup> dose beneficiaries and **1,56,60,702** 2<sup>nd</sup> dose beneficiaries of more than 60 years old.

<b>HCWs</b>	1 <sup>st</sup> Dose	<b>95,64,242</b>
	2 <sup>nd</sup> Dose	<b>65,05,744</b>
<b>FLWs</b>	1 <sup>st</sup> Dose	<b>1,40,54,058</b>
	2 <sup>nd</sup> Dose	<b>78,53,514</b>
<b>Age Group 18-44 years</b>	1 <sup>st</sup> Dose	<b>25,59,339</b>
<b>Age Group 45 to 60 years</b>	1 <sup>st</sup> Dose	<b>5,55,10,630</b>
	2 <sup>nd</sup> Dose	<b>71,95,632</b>
<b>Over 60 years</b>	1 <sup>st</sup> Dose	<b>5,38,06,205</b>
	2 <sup>nd</sup> Dose	<b>1,56,60,702</b>



Total

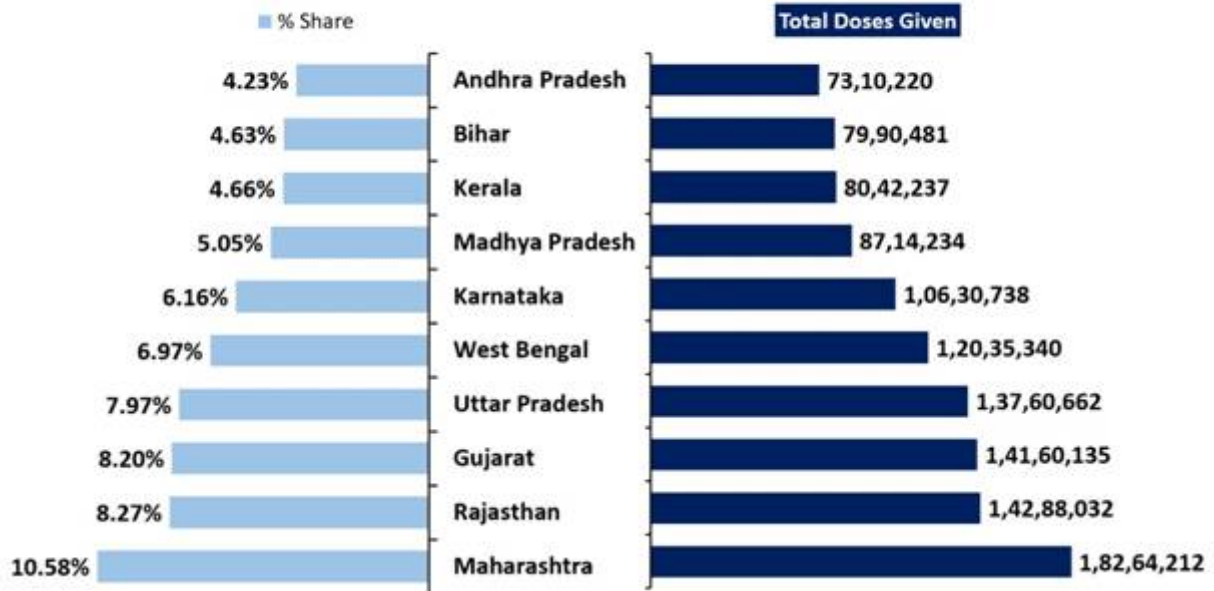
17,27,10,066



Ten states account for **66.7%** of the cumulative doses given so far in the country.



**67% of cumulative doses given so far, are in 10 States**



**5,24,731** beneficiaries of the age group 18-44 years received their first dose of COVID vaccine in the last 24 hours and cumulatively **25,59,339** across 30 States/UTs since the start of phase-3 of vaccination drive. Table below shows the cumulative vaccine doses administered to 18-44 years age group till now.

S. No.	States	Total
1	A & N Islands	1,059
2	Andhra Pradesh	812
3	Assam	1,06,750
4	Bihar	1,79,507
5	Chandigarh	2
6	Chhattisgarh	1,026
7	Delhi	3,66,391





8	Goa	1,228
9	Gujarat	3,24,192
10	Haryana	2,94,109
11	Himachal Pradesh	14
12	Jammu & Kashmir	29,139
13	Jharkhand	94
14	Karnataka	21,485
15	Kerala	397
16	Ladakh	86
17	Madhya Pradesh	48,910
18	Maharashtra	5,10,518
19	Meghalaya	2
20	Nagaland	4
21	Odisha	50,062
22	Puducherry	1
23	Punjab	4,163
24	Rajasthan	4,13,411
25	Tamil Nadu	16,735
26	Telangana	500
27	Tripura	2
28	Uttar Pradesh	1,67,308





29	Uttarakhand	14,340
30	West Bengal	7,092
<b>Total</b>		<b>25,59,339</b>

**More than 25 lakh vaccination doses were administered in the last 24 hours.**

As on Day-115 of the vaccination drive (10<sup>th</sup> May, 2021), 25,03,756 vaccine doses were given. Across 18,542 sessions, 10,75,948 beneficiaries were vaccinated for 1<sup>st</sup> dose and 14,27,808 beneficiaries received their 2<sup>nd</sup> dose of vaccine.

**Date: 10<sup>th</sup> May, 2021 (Day-115)**

<b>HCWs</b>	1 <sup>st</sup> Dose	<b>16,754</b>
	2 <sup>nd</sup> Dose	<b>33,931</b>
<b>FLWs</b>	1 <sup>st</sup> Dose	<b>79,417</b>
	2 <sup>nd</sup> Dose	<b>96,884</b>
<b>18-44 years</b>	1 <sup>st</sup> Dose	<b>5,24,731</b>
<b>45 to 60 years</b>	1 <sup>st</sup> Dose	<b>3,25,342</b>
	2 <sup>nd</sup> Dose	<b>6,26,213</b>
<b>Over 60 years</b>	1 <sup>st</sup> Dose	<b>1,29,704</b>
	2 <sup>nd</sup> Dose	<b>6,70,780</b>
<b>Total Achievement</b>	1 <sup>st</sup> Dose	<b>10,75,948</b>
	2 <sup>nd</sup> Dose	<b>14,27,808</b>

India's cumulative recoveries stand at **1,90,27,304** today. The National Recovery Rate is **82.75%**.

**3,56,082** recoveries were registered in the last 24 hours.

Ten states account for **72.28%** of the new recoveries.



## 72% of new recovered cases reported in 10 States



**3,29,942** new cases were registered in the last 24 hours.

Ten States reported **69.88%** of the new cases in last 24 hours.

Karnataka has reported the highest daily new cases at 39,305. It is followed by Maharashtra with 37,236 while Tamil Nadu reported 28,978 new cases.

## 70% of new cases reported in 10 States



India's total Active Caseload has dipped to **37,15,221 today**. It now comprises **16.16%** of the country's total Positive Cases.

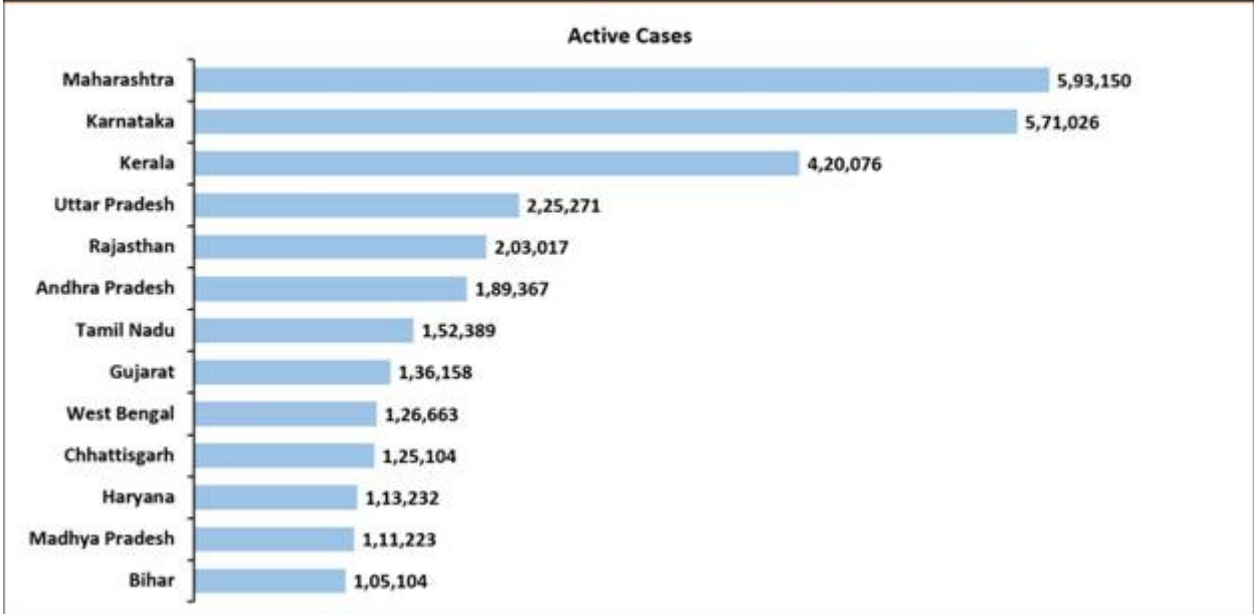
**A net decline of 30,016 cases recorded from the total active caseload in the last 24 hours for the first time after two months (61 days).**

**13 States** cumulatively account for **82.68%** of India's total Active Cases.



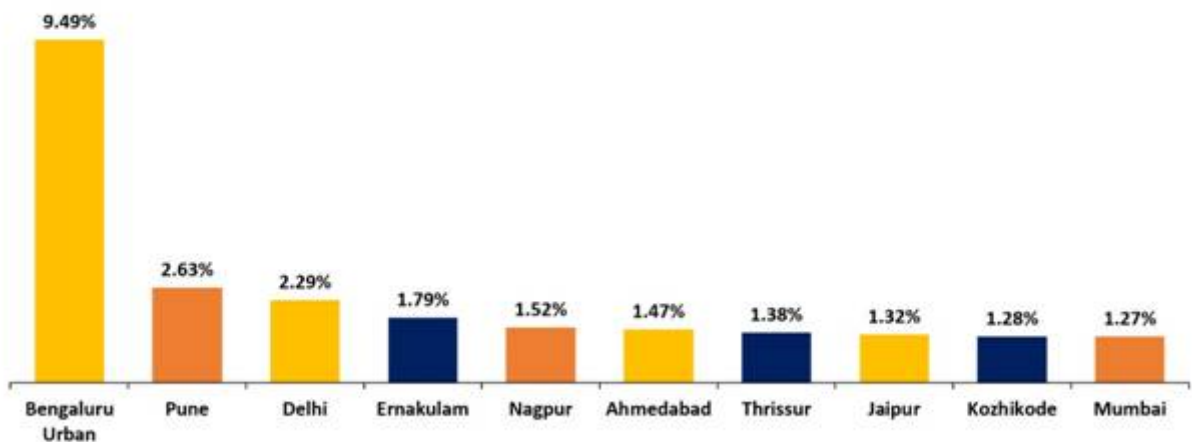


## 83% of active cases (more than 1 lakh) in 13 States



24.44% of total active cases in the country have been reported from 10 districts as shown below.

## 24% of total active cases in country reported in 10 districts



The National Mortality Rate currently stands at **1.09%**.

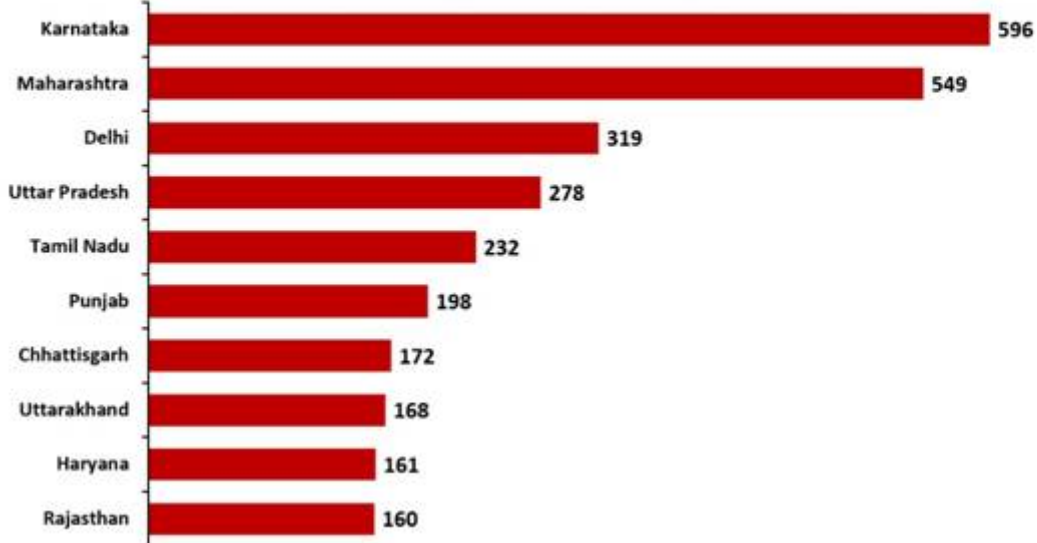
**3,876** deaths were reported in the last 24 hours.

Ten States account for **73.09%** of the new deaths. Karnataka saw the maximum casualties (596). Maharashtra follows with 549 daily deaths.



## 73% of new deaths reported in 10 States

Deaths in last 24 hours



\*\*\*\*

MV

HFV/COVID States data/11<sup>th</sup> May2021/2

(Release ID: 1717593) Visitor Counter : 6

Read this release in: Gujarati

