

More than 18 crore vaccine doses provided to States/UTs Free of Cost by Govt. of India, so far

More than 90 lakh doses still available with States/UTs to be administered

Over 7 Lakh doses in addition will be received by States/UTs in next 3 days

Posted On: 11 MAY 2021 10:28AM by PIB Delhi

Vaccination forms an integral component of the five point strategy of Government of India of containment and management of the pandemic (including Test, Track, Treat and COVID Appropriate Behaviour). Government of India has been supporting the nationwide vaccination drive by providing COVID Vaccines free of cost to the States and UTs.

Implementation of the Liberalized and Accelerated Phase 3 Strategy of Covid-19 Vaccination has started from 1st May 2021. In the Strategy it is made clear that in every month only 50% of the total Central Drugs Laboratory (CDL) cleared vaccine doses of any manufacturer would be procured by Govt. of India. Govt of India would continue to procure its share of 50% of the monthly CDL cleared vaccines & would continue to make it available to the State Govts totally free of cost as was being done earlier.

Government of India has **so far provided more than 18 crore vaccine doses** (18,00,03,160) to States/UTs Free of Cost. Of this, the total consumption including wastages is 17,09,71,429 doses (as per data available at 8 am today).

More than 90 lakh COVID Vaccine doses (90,31,691) are still available with the States/UTs to be administered. States with negative balance are showing more consumption (including wastage) than vaccine supplied as they have not reconciled the vaccine they have supplied to Armed Forces.

Furthermore, more than 7 lakh (7,29,610) vaccine doses will be received in addition by the States/UTs within the next 3 days.

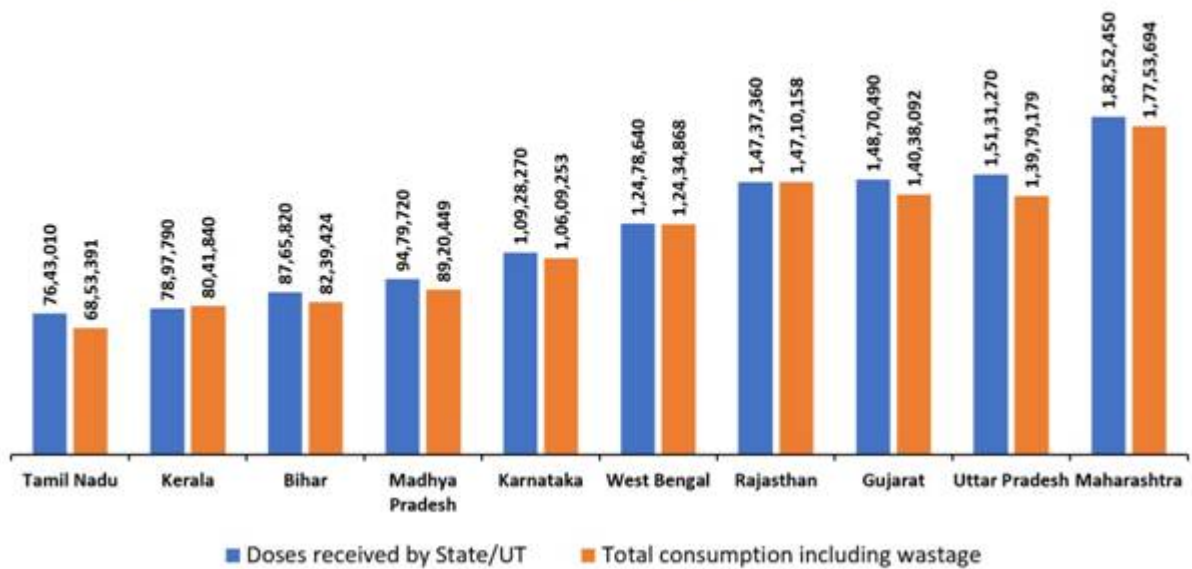
Status of COVID-19 Vaccine Distribution (combining both vaccine) for 45 above age as on 11.05.2021 at 08:00 AM							
Sl. No.	State/UTs	Projected mid-year population as on 1st October, 2020	Doses received by State/UT	% wastage reported*	Total consumption including wastage	Balance availability of doses#	Total doses in pipeline supply
A	B	C	D	E	F	G	H
1	A&N Islands	4,00,000	1,91,470	-18.16	1,10,575	80,895	-
2	Andhra Pradesh	5,26,69,000	74,96,280	-1.00	73,09,408	1,86,872	-
3	Arunachal Pradesh	15,26,000	3,36,010	-1.18	2,83,537	52,473	-
4	Assam	3,48,87,000	33,93,180	5.92	31,85,766	2,07,414	-
5	Bihar	12,23,41,000	87,65,820	5.20	82,39,424	5,26,396	-
6	Chandigarh	12,02,000	2,90,930	1.04	2,59,376	31,554	32,210
7	Chhattisgarh	2,93,33,000	64,16,550	2.27	60,03,782	4,12,768	-
8	Dadra and Nagar Haveli	5,95,000	1,13,160	4.85	53,459	59,701	-
9	Daman and Diu	4,58,000	97,750	0.53	53,747	44,003	-
10	Delhi	2,04,14,000	41,22,310	2.19	37,55,579	3,66,731	-
11	Goa	15,55,000	6,14,370	-2.84	3,97,372	2,16,998	-
12	Gujarat	6,94,02,000	1,48,70,490	1.44	1,40,38,092	8,32,398	-
13	Haryana	2,93,14,000	48,02,220	6.49	44,29,389	3,72,831	1,50,000
14	Himachal Pradesh	73,74,000	22,06,690	-2.73	20,72,281	1,34,409	1,50,000
15	Jammu and Kashmir	1,33,65,000	27,66,540	1.78	27,51,985	14,555	-
16	Jharkhand	3,82,49,000	37,98,290	2.36	33,93,933	4,04,357	1,00,000
17	Karnataka	6,66,27,000	1,09,28,270	-0.90	1,06,09,253	3,19,017	-
18	Kerala	3,54,13,000	78,97,790	-5.26	80,41,840	-1,44,050	1,84,070
19	Ladakh	2,96,000	2,26,030	0.37	1,20,910	1,05,120	-
20	Lakshadweep	68,000	45,710	-0.51	26,191	19,519	-
21	Madhya Pradesh	8,40,40,000	94,79,720	2.86	89,20,449	5,59,271	-
22	Maharashtra	12,39,61,000	1,82,52,450	-1.19	1,77,53,694	4,98,756	1,13,330
23	Manipur	31,49,000	4,92,730	5.19	3,59,626	1,33,104	-
24	Meghalaya	32,72,000	4,68,370	5.67	3,74,173	94,197	-
25	Mizoram	12,10,000	4,74,340	-7.73	2,81,200	1,93,140	-
26	Nagaland	21,82,000	3,26,440	3.36	2,30,084	96,356	-
27	Odisha	4,55,52,000	65,30,140	-2.94	62,42,601	2,87,539	-
28	Puducherry	15,57,000	3,97,130	0.59	2,20,554	1,76,576	-
29	Punjab	3,02,39,000	43,25,480	4.94	41,47,810	1,77,670	-
30	Rajasthan	7,88,61,000	1,47,37,360	5.68	1,47,10,158	27,202	-
31	Sikkim	6,73,000	3,03,400	-0.87	2,20,181	83,219	-
32	Tamil Nadu	7,62,55,000	76,43,010	4.13	68,53,391	7,89,619	-
33	Telangana	3,75,99,000	56,00,460	-0.64	52,82,470	3,17,990	-
34	Tripura	40,51,000	14,68,350	0.69	14,25,951	42,399	-
35	Uttar Pradesh	22,96,72,000	1,51,31,270	2.76	1,39,79,179	11,52,091	-
36	Uttarakhand	1,13,46,000	25,14,010	0.03	23,99,182	1,14,828	-
37	West Bengal	9,78,71,000	1,24,78,640	3.27	1,24,34,868	43,772	-
Total		1,35,69,78,000	18,00,03,160		17,09,71,469	90,31,691	7,29,610

*For the States/UTs showing -ve wastage, wastage has been taken as zero for the purpose of vaccine consumption.

#States with negative balance are showing more consumption (including wastage) than vaccine supplied and also not reconciled the vaccine supplied to Armed Forces.

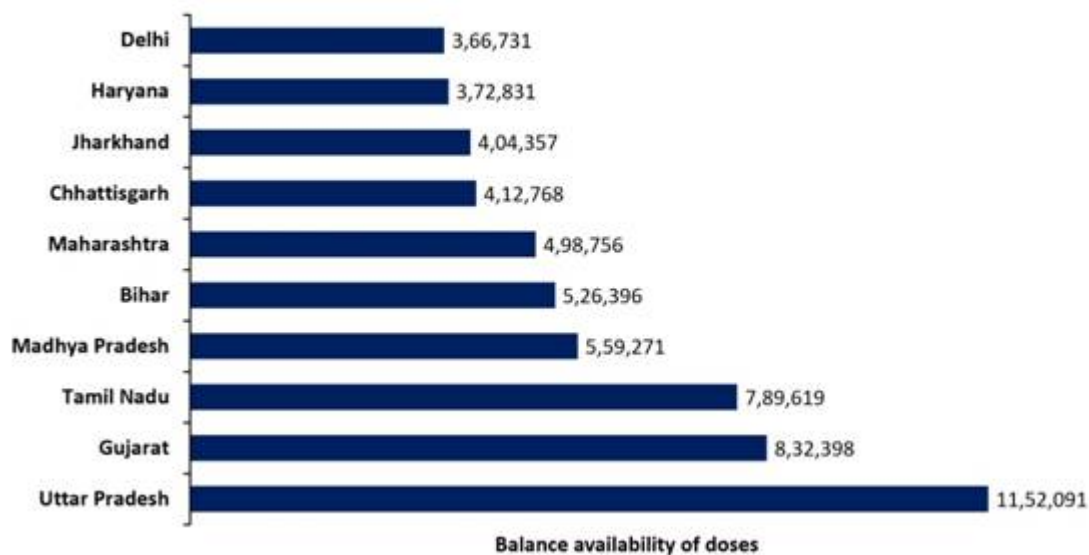
Doses received and consumed by the states

(as on 11.05.2021, 8 am)



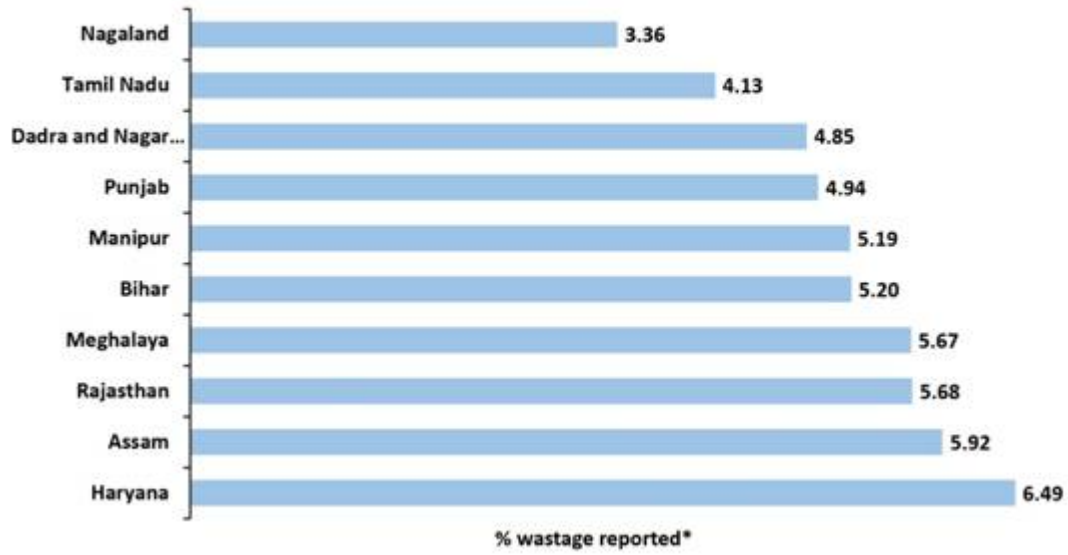
Balance availability of doses with states

(as on 11.05.2021, 8 am)



% wastage reported

(as on 11.05.2021, 8 am)



MV/M

HFW/COVID Vaccine doses to States/11th May 2021/1

(Release ID: 1717583)