

Global Aid comprising of Oxygen concentrators, cylinders, generation plants and more than 3 L Remdesivir Vials received and expedited to States/UTs in their fight against COVID-19

India's Cumulative Vaccination Coverage achieves the Landmark of 17 Cr doses

India Fastest globally to Administer 17 cr vaccine doses

More than 20.31 lakh beneficiaries of age group 18-44 Vaccinated

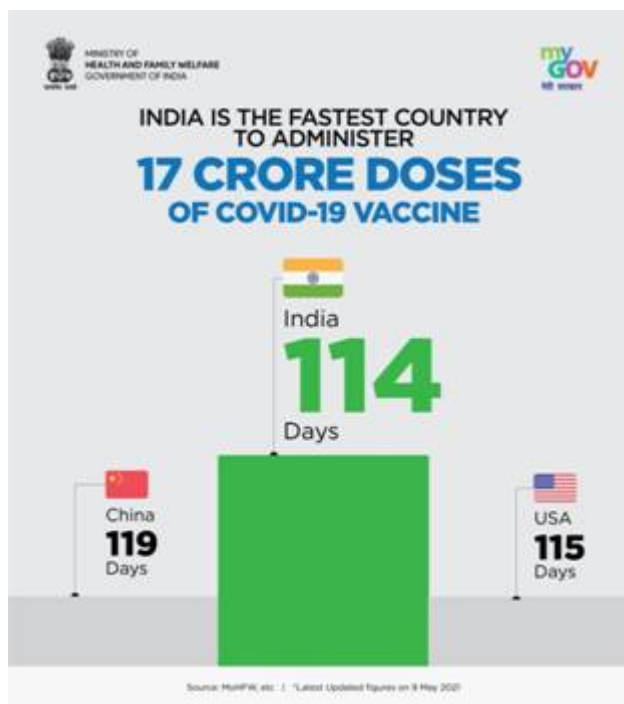
Average daily recovery of more than 3.28 lakh cases recorded in last 10 days

Posted On: 10 MAY 2021 10:49AM by PIB Delhi

6,738 Oxygen Concentrators, 3,856 Oxygen Cylinders, 16 Oxygen Generation Plants, 4,668 ventilators/ Bi PAP/ C PAP and more than 3L Remdesivir vials received as part of global aid to India have been delivered/ dispatched to States and UTs to augment and supplement their infrastructure, so far. The Union Government is ensuring that the global aid is being expeditiously delivered to States and UTs through fast custom clearances, and use of air and road.

In another significant development, the cumulative number of COVID-19 vaccine doses administered in the country has crossed the landmark of **17 Cr** as the Phase-3 of the nationwide Vaccination Drive expands further.

**India is the fastest country globally to administer 17 crore COVID vaccine doses.** China took 119 days and USA took 115 days for reaching the same landmark.



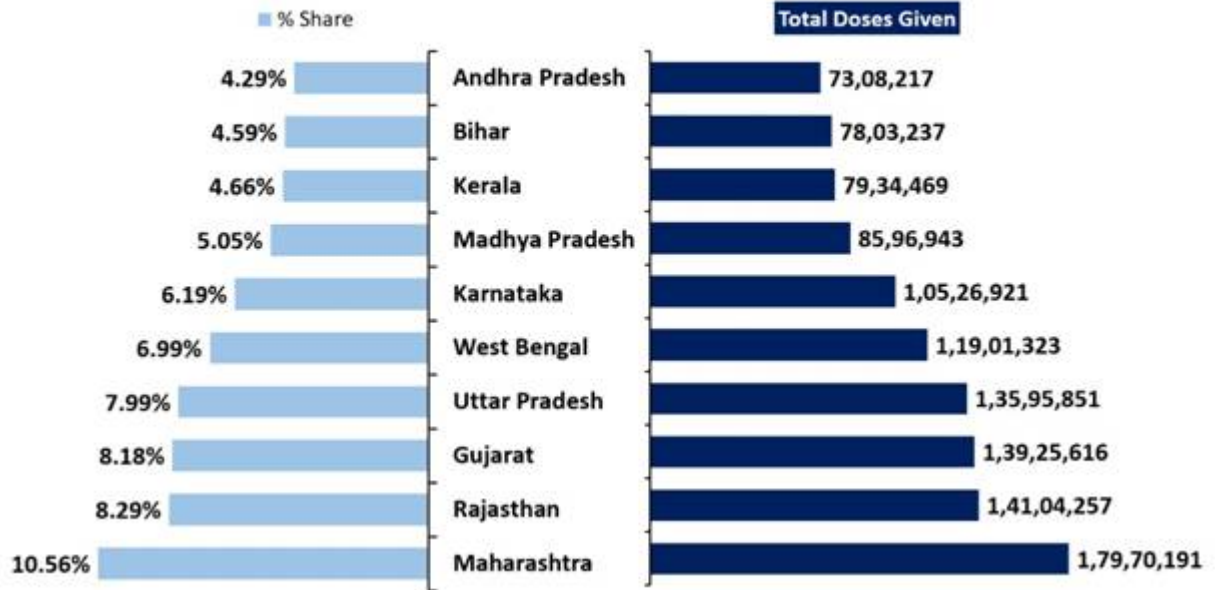
A total of **17,01,76,603** vaccine doses have been administered through 24,70,799 sessions, as per the provisional report till 7 am today. These include **95,47,102** HCWs who have taken the 1<sup>st</sup> dose and **64,71,385** HCWs who have taken the 2<sup>nd</sup> dose, **1,39,72,612** FLWs (1<sup>st</sup> dose), **77,55,283**

FLWs (2<sup>nd</sup> dose), **20,31,854** beneficiaries under 18-45 age group (1<sup>st</sup> dose), **5,51,79,217** (1<sup>st</sup> dose) and **65,61,851** (2<sup>nd</sup> dose) beneficiaries aged 45 to 60 years. **5,36,74,082** 1<sup>st</sup> dose beneficiaries and 1,49,83,217 2<sup>nd</sup> dose beneficiaries of more than 60 years old.

<b>HCWs</b>	1 <sup>st</sup> Dose	<b>95,47,102</b>
	2 <sup>nd</sup> Dose	<b>64,71,385</b>
<b>FLWs</b>	1 <sup>st</sup> Dose	<b>1,39,72,612</b>
	2 <sup>nd</sup> Dose	<b>77,55,283</b>
<b>Age Group 18-44 years</b>	1 <sup>st</sup> Dose	<b>20,31,854</b>
<b>Age Group 45 to 60 years</b>	1 <sup>st</sup> Dose	<b>5,51,79,217</b>
	2 <sup>nd</sup> Dose	<b>65,61,851</b>
<b>Over 60 years</b>	1 <sup>st</sup> Dose	<b>5,36,74,082</b>
	2 <sup>nd</sup> Dose	<b>1,49,83,217</b>
	<b>Total</b>	<b>17,01,76,603</b>

Ten states account for **66.79%** of the cumulative doses given so far in the country.

## 67% of cumulative doses given so far, are in 10 States



**2,46,269** beneficiaries of the age group 18-44 years received their first dose of COVID vaccine today and cumulatively **20,31,854** across 30 States/UTs during the last 24 hours. Table below shows the cumulative vaccine doses administered to 18-44 years age group till now.

S. No.	States	Total
1	A & N Islands	904
2	Andhra Pradesh	520
3	Assam	80,796
4	Bihar	88,743
5	Chandigarh	2
6	Chhattisgarh	1,026
7	Delhi	3,02,153
8	Goa	1,126
9	Gujarat	2,94,785
10	Haryana	2,54,811
11	Himachal Pradesh	14
12	Jammu & Kashmir	28,658
13	Jharkhand	82
14	Karnataka	10,782
15	Kerala	209
16	Ladakh	86
17	Madhya Pradesh	29,322
18	Maharashtra	4,36,302
19	Meghalaya	2
20	Nagaland	2

21	Odisha	42,979
22	Puducherry	1
23	Punjab	3,531
24	Rajasthan	3,16,767
25	Tamil Nadu	14,153
26	Telangana	500
27	Tripura	2
28	Uttar Pradesh	1,18,008
29	Uttarakhand	21
30	West Bengal	5,567
<b>Total</b>		<b>20,31,854</b>

**More than 6.8 lakh vaccination doses were administered in the last 24 hours.**

As on Day-114 of the vaccination drive (9<sup>th</sup> May, 2021), 6,89,652 vaccine doses were given. Across 5,685 sessions, 4,05,325 beneficiaries were vaccinated for 1<sup>st</sup> dose and 2,84,327 beneficiaries received their 2<sup>nd</sup> dose of vaccine.

**Date: 9<sup>th</sup> May,2021 (Day-114)**

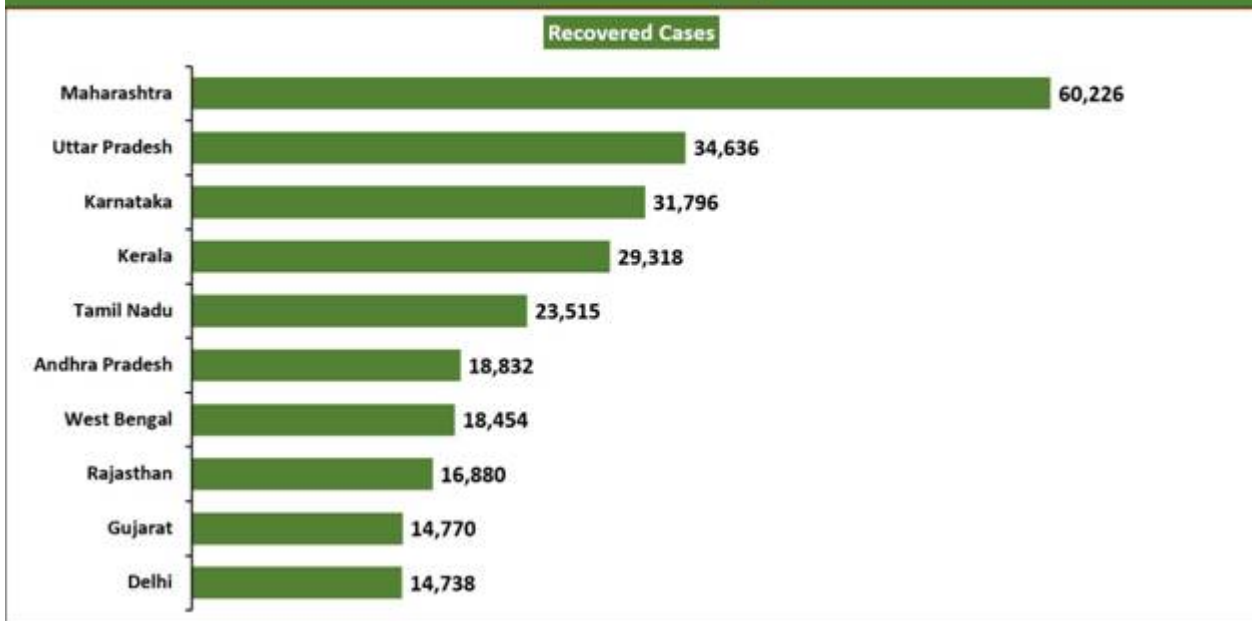
<b>HCWs</b>	1 <sup>st</sup> Dose	<b>4,897</b>
	2 <sup>nd</sup> Dose	<b>7,192</b>
<b>FLWs</b>	1 <sup>st</sup> Dose	<b>26,082</b>
	2 <sup>nd</sup> Dose	<b>21,599</b>
<b>18-44 years</b>	1 <sup>st</sup> Dose	<b>2,46,269</b>
<b>45 to 60 years</b>	1 <sup>st</sup> Dose	<b>92,769</b>
	2 <sup>nd</sup> Dose	<b>1,38,198</b>
<b>Over 60 years</b>	1 <sup>st</sup> Dose	<b>35,308</b>
	2 <sup>nd</sup> Dose	<b>1,17,338</b>
<b>Total Achievement</b>	1 <sup>st</sup> Dose	<b>4,05,325</b>
	2 <sup>nd</sup> Dose	<b>2,84,327</b>

India's cumulative recoveries stand at **1,86,71,222** today. The National Recovery Rate is **82.39%**.

**3,53,818** recoveries were registered in the last 24 hours.

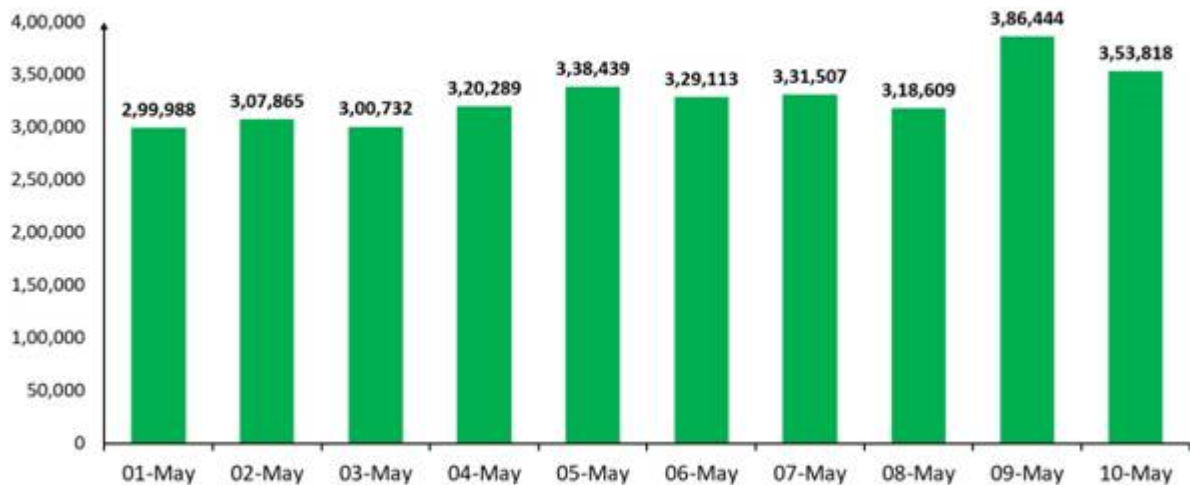
Ten states account for **74.38%** of the new recoveries.

## 74% of new recovered cases reported in 10 States



Average daily recovery of more than 3.28 lakh cases has been recorded in last 10 days as shown below.

## Daily Recovered Cases (for past 10 days)



Average daily recovery of more than 3,28,680 cases has been recorded in last 10 days

**3,66,161** new cases were registered in the last 24 hours.

Ten States reported **73.91%** of the new cases in last 24 hours.

Maharashtra has reported the highest daily new cases at 48,401. It is followed by Karnataka with 47,930 while Kerala reported 35,801 new cases.

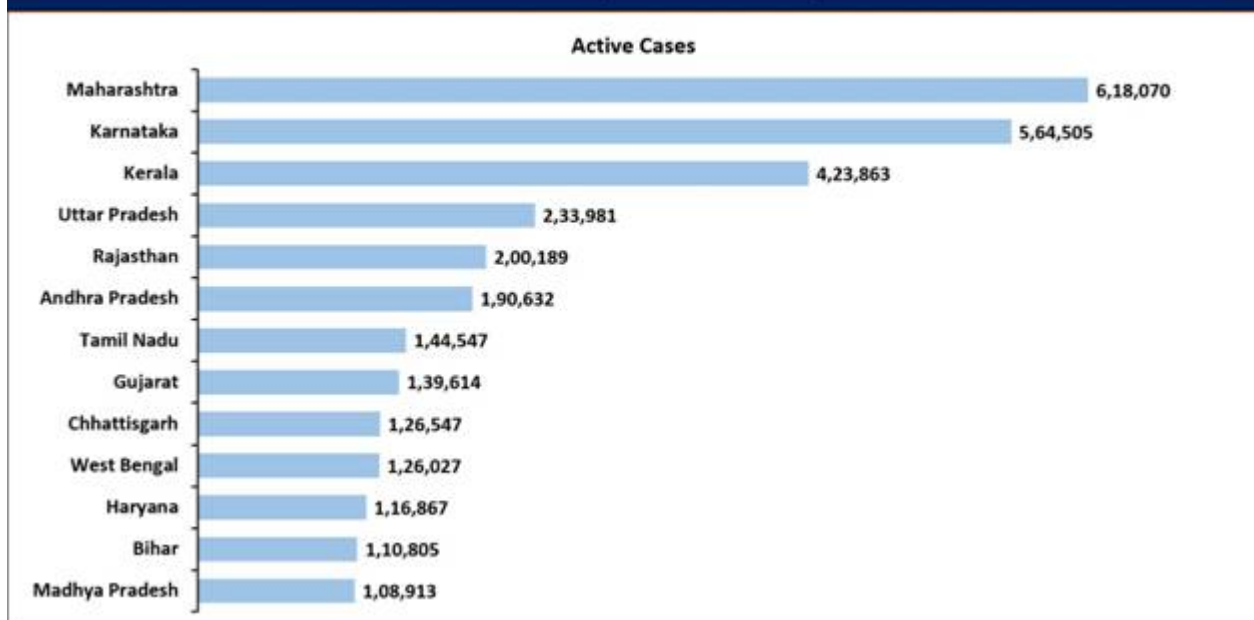
## 74% of new cases reported in 10 States



India's total Active Caseload has reached **37,45,237**. It now comprises **16.53%** of the country's total Positive Cases. A net incline of **8,589** cases recorded from the total active caseload in the last 24 hours.

**13** States cumulatively account for **82.89%** of India's total Active Cases.

## 83% of active cases (more than 1 lakh) in 13 States

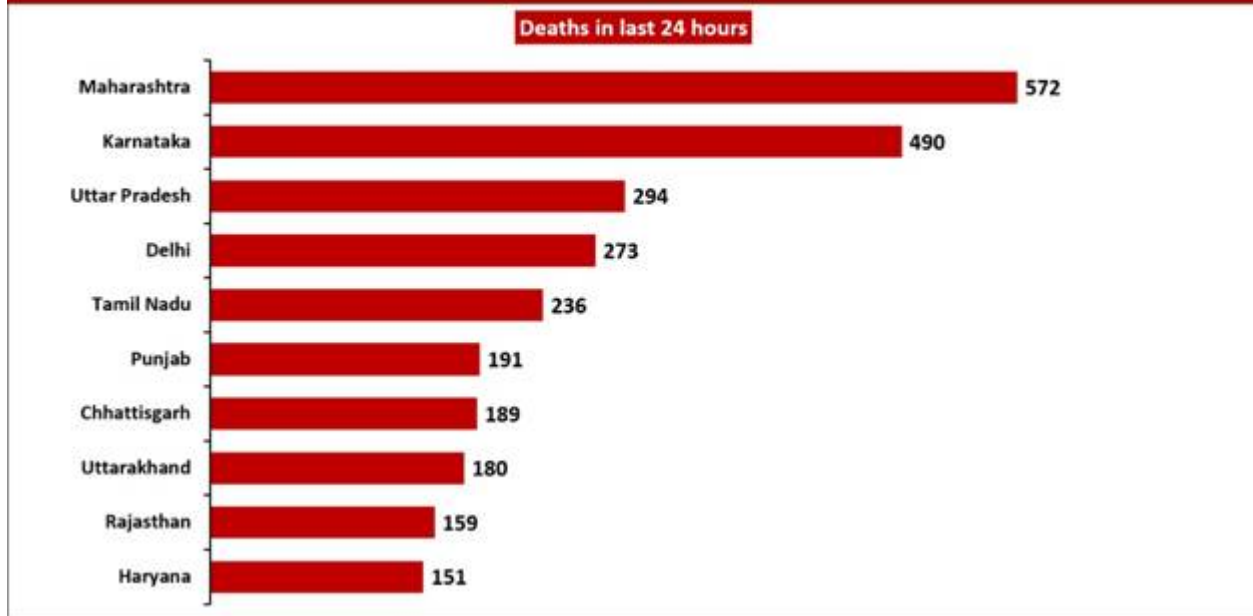


The National Mortality Rate has been falling and currently stands at **1.09%**.

**3,754** deaths were reported in the last 24 hours.

Ten States account for **72.86%** of the new deaths. Maharashtra saw the maximum casualties (572). Karnataka follows with 490 daily deaths.

## 73% of new deaths reported in 10 States



**Three States/UTs have not reported any COVID-19 deaths in the last 24 hours.** These are D&D & D&N, Arunachal Pradesh and Lakshadweep.

\*\*\*\*

MV

HFW/COVID States data/10<sup>th</sup> May2021/2

(Release ID: 1717365)