

Nearly 18 crore vaccine doses provided to States/UTs Free of Cost by Govt. of India, so far

More than 1 crore doses still available with States/UTs to be administered

Over 9 Lakh doses in addition will be received by States/UTs in next 3 days

Posted On: 10 MAY 2021 10:42AM by PIB Delhi

Vaccination forms an integral component of the five point strategy of Government of India of containment and management of the pandemic (including Test, Track, Treat and COVID Appropriate Behaviour). Government of India has been supporting the nationwide vaccination drive by providing COVID Vaccines free of cost to the States and UTs.

Government of India has **so far provided nearly 18 crore vaccine doses** (17,93,57,860) to States/UTs Free of Cost. Of this, the total consumption including wastages is 16,89,27,797 doses (as per data available at 8 am today).

More than 1 crore COVID Vaccine doses (1,04,30,063) are still available with the States/UTs to be administered. States with negative balance are showing more consumption (including wastage) than vaccine supplied as they have not reconciled the vaccine they have supplied to Armed Forces.

Furthermore, more than 9 lakh (9,24,910) vaccine doses will be received in addition by the States/UTs within the next 3 days.

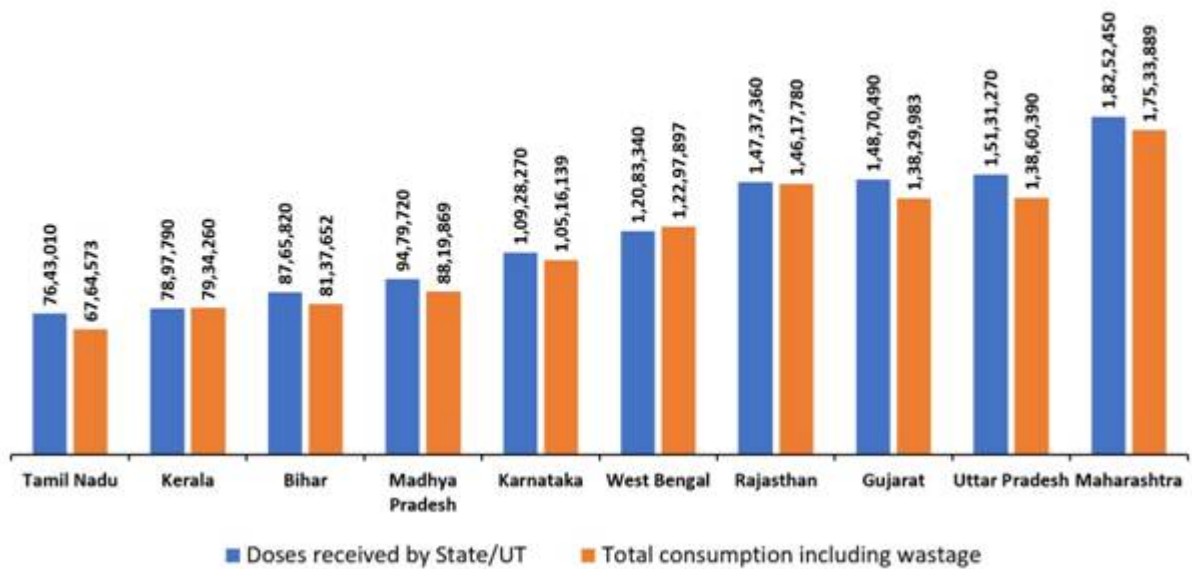
| Status of COVID-19 Vaccine Distribution (combining both vaccine) for 45 above age as on 10.05.2021 at 08:00 AM | | | | | | | |
|--|------------------------|---|----------------------------|---------------------|-------------------------------------|--------------------------------|--------------------------------|
| Sl No. | State/UTs | Projected mid-year population as on 1st October, 2020 | Doses received by State/UT | % wastage reported* | Total consumption including wastage | Balance availability of doses# | Total doses in pipeline supply |
| A | B | C | D | E | F | G | H |
| 1 | A&N Islands | 4,00,000 | 1,91,470 | -18.16 | 1,09,836 | 81,634 | - |
| 2 | Andhra Pradesh | 5,26,69,000 | 72,96,280 | -1.00 | 73,07,697 | -11,417 | - |
| 3 | Arunachal Pradesh | 15,26,000 | 3,36,010 | -1.18 | 2,77,725 | 58,285 | - |
| 4 | Assam | 3,48,87,000 | 33,93,180 | 5.92 | 31,18,068 | 2,75,112 | - |
| 5 | Bihar | 12,23,41,000 | 87,65,820 | 5.20 | 81,37,652 | 6,28,168 | - |
| 6 | Chandigarh | 12,02,000 | 2,90,930 | 1.04 | 2,54,103 | 36,827 | 32,210 |
| 7 | Chhattisgarh | 2,93,33,000 | 64,16,550 | 2.27 | 59,61,450 | 4,55,100 | - |
| 8 | Dadra and Nagar Haveli | 5,95,000 | 88,160 | 4.85 | 53,034 | 35,126 | 25,000 |
| 9 | Daman and Diu | 4,58,000 | 72,750 | 0.53 | 53,078 | 19,672 | 25,000 |
| 10 | Delhi | 2,04,14,000 | 41,22,310 | 2.19 | 36,77,352 | 4,44,958 | - |
| 11 | Goa | 15,55,000 | 6,14,370 | -2.84 | 3,92,318 | 2,22,052 | - |
| 12 | Gujarat | 6,94,02,000 | 1,48,70,490 | 1.44 | 1,38,29,983 | 10,40,507 | - |
| 13 | Haryana | 2,93,14,000 | 48,02,220 | 6.49 | 43,45,232 | 4,56,988 | - |
| 14 | Himachal Pradesh | 73,74,000 | 22,06,690 | -2.73 | 20,43,691 | 1,62,999 | 1,50,000 |
| 15 | Jammu and Kashmir | 1,33,65,000 | 27,66,540 | 1.78 | 27,23,603 | 42,937 | - |
| 16 | Jharkhand | 3,82,49,000 | 37,98,290 | 2.36 | 33,64,631 | 4,33,659 | - |
| 17 | Karnataka | 6,66,27,000 | 1,09,28,270 | -0.90 | 1,05,16,139 | 4,12,131 | - |
| 18 | Kerala | 3,54,13,000 | 78,97,790 | -5.26 | 79,34,260 | -36,470 | 1,84,070 |
| 19 | Ladakh | 2,96,000 | 2,26,030 | 0.37 | 1,19,766 | 1,06,264 | - |
| 20 | Lakshadweep | 68,000 | 45,710 | -0.51 | 25,765 | 19,945 | - |
| 21 | Madhya Pradesh | 8,40,40,000 | 94,79,720 | 2.86 | 88,19,869 | 6,59,851 | - |
| 22 | Maharashtra | 12,39,61,000 | 1,82,52,450 | -1.19 | 1,75,33,889 | 7,18,561 | 1,13,330 |
| 23 | Manipur | 31,49,000 | 4,92,730 | 5.19 | 3,48,076 | 1,44,654 | - |
| 24 | Meghalaya | 32,72,000 | 4,68,370 | 5.67 | 3,62,857 | 1,05,513 | - |
| 25 | Mizoram | 12,10,000 | 4,74,340 | -7.73 | 2,77,860 | 1,96,480 | - |
| 26 | Nagaland | 21,82,000 | 3,26,440 | 3.36 | 2,26,132 | 1,00,308 | - |
| 27 | Odisha | 4,55,52,000 | 65,30,140 | -2.94 | 61,23,716 | 4,06,424 | - |
| 28 | Puducherry | 15,57,000 | 3,97,130 | 0.59 | 2,17,216 | 1,79,914 | - |
| 29 | Punjab | 3,02,39,000 | 43,25,480 | 4.94 | 40,71,258 | 2,54,222 | - |
| 30 | Rajasthan | 7,88,61,000 | 1,47,37,360 | 5.68 | 1,46,17,780 | 1,19,580 | - |
| 31 | Sikkim | 6,73,000 | 3,03,400 | -0.87 | 2,18,350 | 85,050 | - |
| 32 | Tamil Nadu | 7,62,55,000 | 76,43,010 | 4.13 | 67,64,573 | 8,78,437 | - |
| 33 | Telangana | 3,75,99,000 | 56,00,460 | -0.64 | 51,88,889 | 4,11,571 | - |
| 34 | Tripura | 40,51,000 | 14,68,350 | 0.69 | 14,05,316 | 63,034 | - |
| 35 | Uttar Pradesh | 22,96,72,000 | 1,51,31,270 | 2.76 | 1,38,60,390 | 12,70,880 | - |
| 36 | Uttarakhand | 1,13,46,000 | 25,14,010 | 0.03 | 23,48,347 | 1,65,663 | - |
| 37 | West Bengal | 9,78,71,000 | 1,20,83,340 | 3.27 | 1,22,97,897 | -2,14,557 | 3,95,300 |
| Total | | 1,35,69,78,000 | 17,93,57,860 | | 16,89,27,797 | 1,04,30,063 | 9,24,910 |

*For the States/UTs showing -ve wastage, wastage has been taken as zero for the purpose of vaccine consumption.

#States with negative balance are showing more consumption (including wastage) than vaccine supplied and also not reconciled the vaccine supplied to Armed Forces.

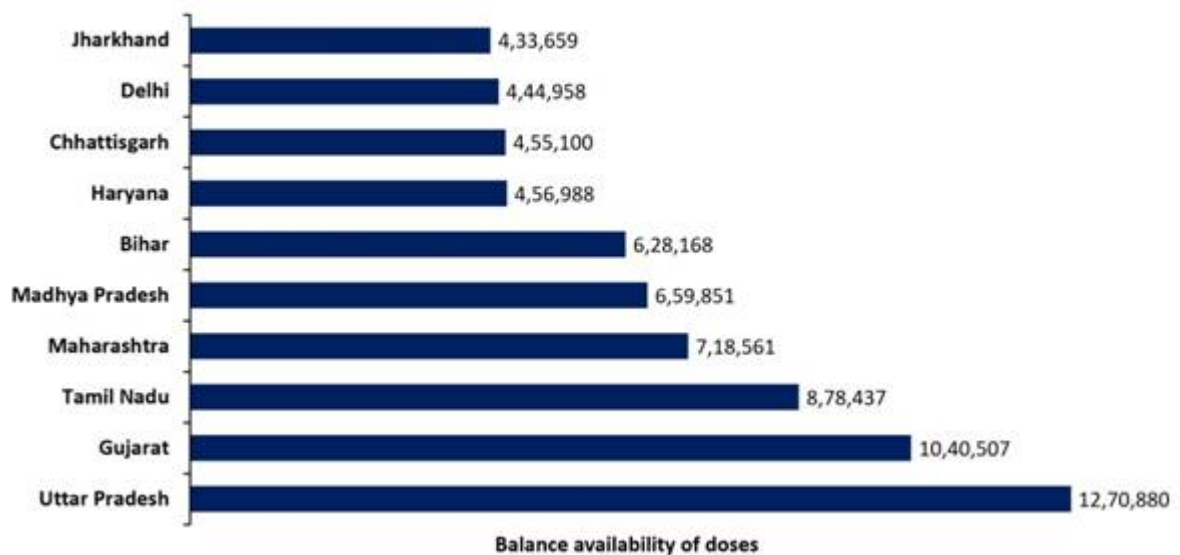
Doses received and consumed by the states

(as on 10.05.2021, 8 am)



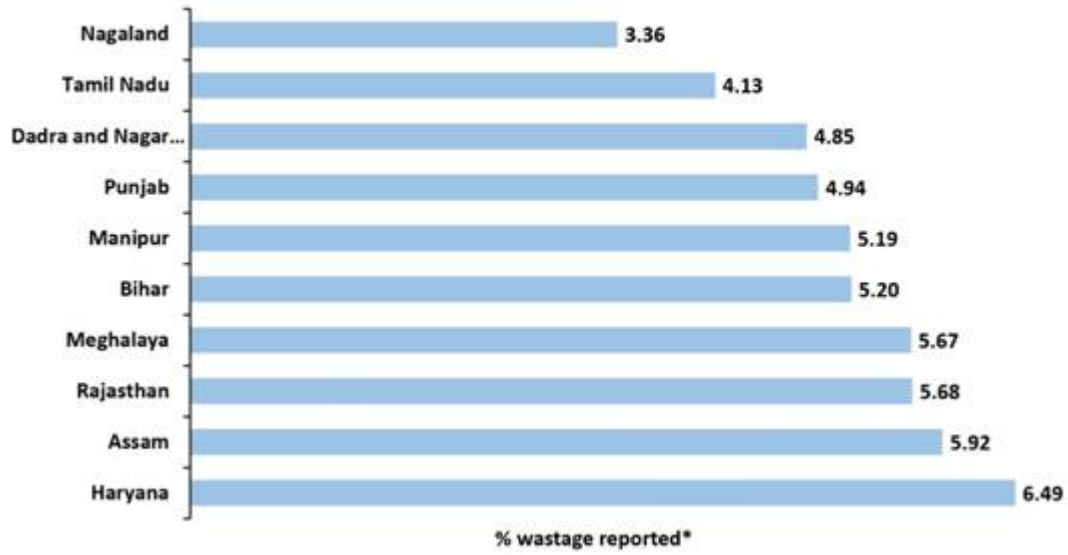
Balance availability of doses with states

(as on 10.05.2021, 8 am)



% wastage reported

(as on 10.05.2021, 8 am)



MV/M

HFW/COVID Vaccine doses to States/10th May 2021/1

(Release ID: 1717358)