

Global Aid including 14 Oxygen Plants and more than 3 L Remdesivir Vials proactively cleared and rushed to States/UTs to combat COVID-19

India's Vaccination Coverage nearly 17 Crore

More than 17.8 lakh beneficiaries of age group 18-44 Vaccinated

On a continuous uphill trajectory, over 3.8 Lakh Recoveries in the last 24 hours

Posted On: 09 MAY 2021 12:01PM by PIB Delhi

The global community is extending a helping hand to support India's efforts to meet the challenges and requirements of the unprecedented surge in the number of COVID19 cases in the second wave of the global pandemic. The Union Government has been ensuring the global aid is being effectively & promptly allocated and delivered to States and UTs to supplement their efforts during this critical phase.

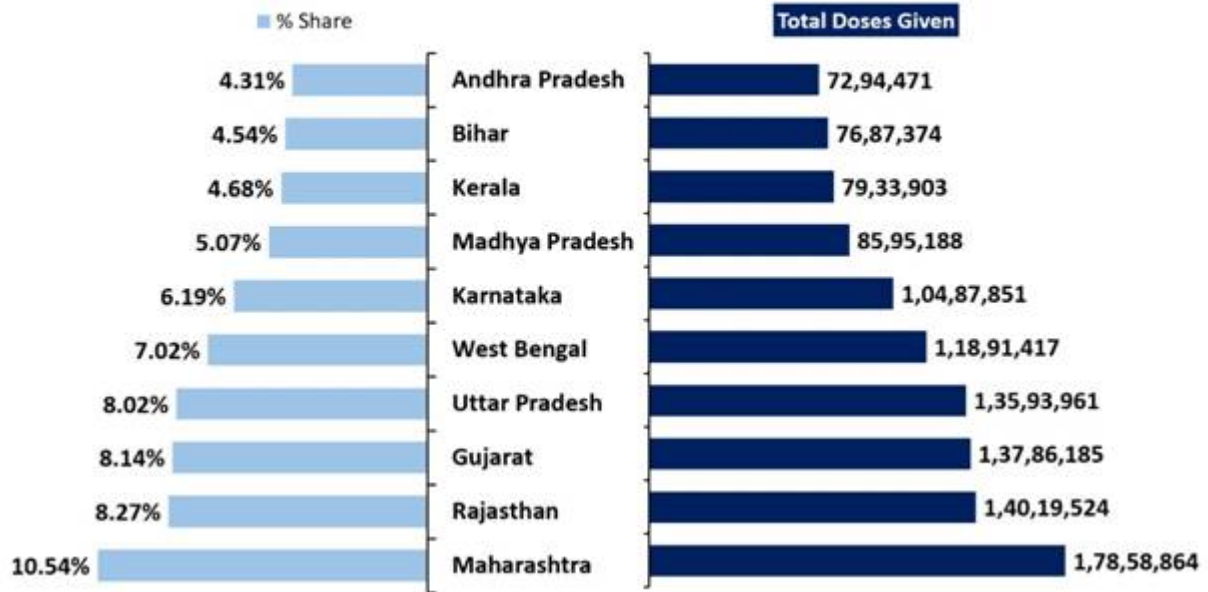
6,608 Oxygen Concentrators, 3,856 Oxygen Cylinders, 14 Oxygen Generation Plants, 4,330 ventilators/ Bi PAP/ C PAP and more than 3L Remdesivir vials have been delivered/ dispatched, so far.

The cumulative number of COVID19 vaccine doses administered in the country has exceeded **16.94 Cr** today as the Phase-3 of the nationwide Vaccination Drive expands further.

HCWs	1st Dose	95,41,654
	2nd Dose	64,63,620
FLWs	1st Dose	1,39,43,558
	2nd Dose	77,32,072
Age Group 18-44 years	1st Dose	17,84,869
Age Group 45 to 60 years	1st Dose	5,50,75,720
	2nd Dose	64,09,465
Over 60 years	1st Dose	5,36,34,743
	2nd Dose	1,48,53,962
	Total	16,94,39,663

Ten states account for **66.78%** of the cumulative doses given so far in the country.

67% of cumulative doses given so far, are in 10 States



2,94,912 beneficiaries of the age group 18-44 years received their first dose of COVID vaccine today and cumulatively **17,84,869** across 30 States/UTs during the last 24 hours. Table below shows the cumulative vaccine doses administered to 18-44 years age group till now.

S. No.	States	Total
1	A & N Islands	823
2	Andhra Pradesh	519
3	Assam	70,853
4	Bihar	295
5	Chandigarh	2
6	Chhattisgarh	1,026
7	Delhi	3,01,483
8	Goa	1,126
9	Gujarat	2,70,225
10	Haryana	2,30,831
11	Himachal Pradesh	14
12	Jammu & Kashmir	28,650
13	Jharkhand	81
14	Karnataka	10,368
15	Kerala	209
16	Ladakh	86
17	Madhya Pradesh	29,320
18	Maharashtra	3,84,904
19	Meghalaya	2
20	Nagaland	2

21	Odisha	41,929
22	Puducherry	1
23	Punjab	3,529
24	Rajasthan	2,71,964
25	Tamil Nadu	12,904
26	Telangana	500
27	Tripura	2
28	Uttar Pradesh	1,17,821
29	Uttarakhand	19
30	West Bengal	5,381
Total		17,84,869

More than 20 lakh vaccination doses were administered in the last 24 hours.

As on Day-113 of the vaccination drive (8th May, 2021), 20,23,532 vaccine doses were given. Across 16,722 sessions, 8,37,695 beneficiaries were vaccinated for 1st dose and 11,85,837 beneficiaries received their 2nd dose of vaccine.

Date: 8th May, 2021 (Day-113)

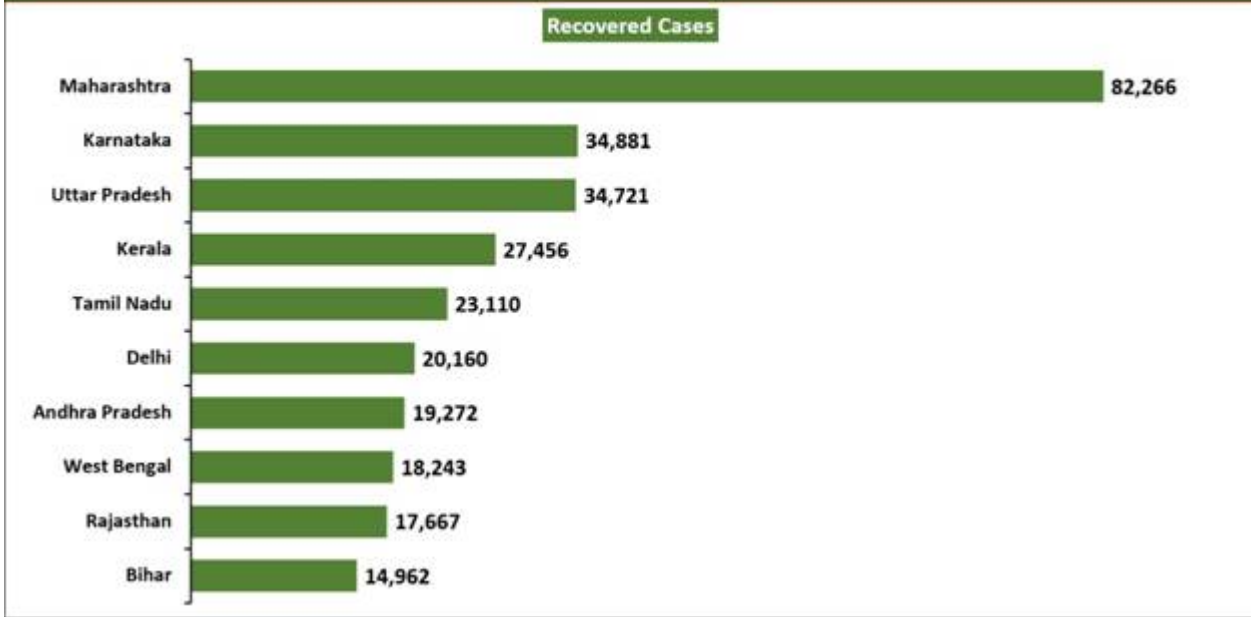
HCWs	1stDose	18,043
	2ndDose	32,260
FLWs	1stDose	75,052
	2nd Dose	82,798
18-44 years	1st Dose	2,94,912
45 to 60 years	1stDose	3,25,811
	2nd Dose	5,23,299
Over 60 years	1stDose	1,23,877
	2nd Dose	5,47,480
Total Achievement	1stDose	8,37,695
	2ndDose	11,85,837

India's cumulative recoveries stand at **1,83,17,404** today. The National Recovery Rate is **82.15%**.

3,86,444 recoveries were registered in the last 24 hours.

Ten states account for **75.75%** of the new recoveries.

76% of new recovered cases reported in 10 States

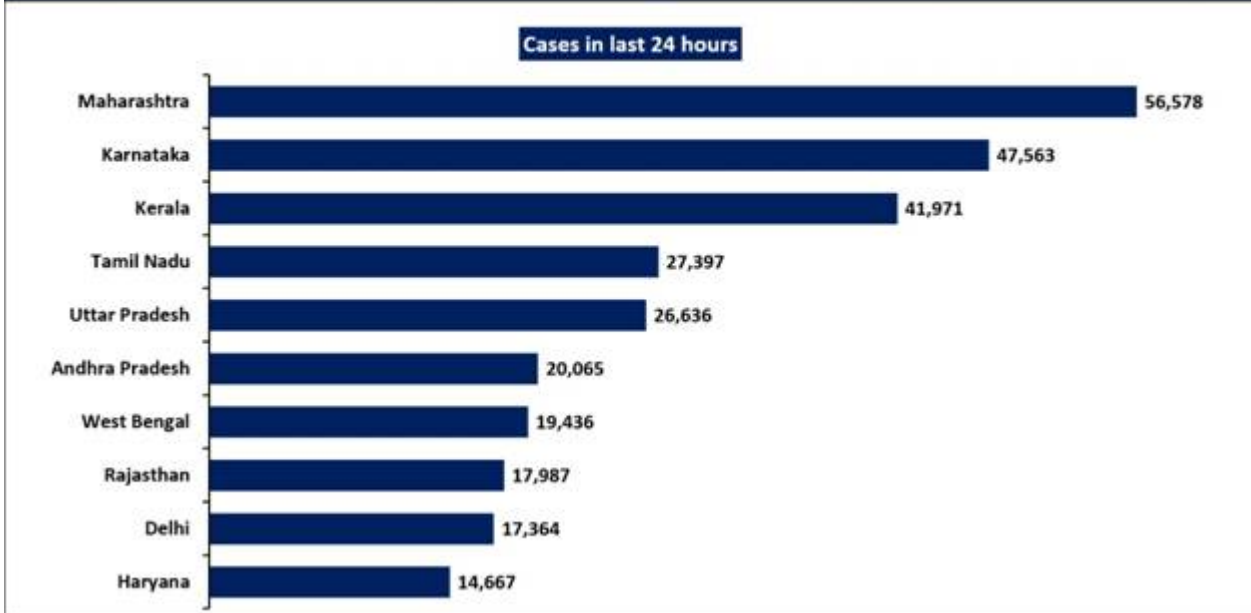


4,03,738 new cases were registered in the last 24 hours.

Ten States reported **71.75%** of the new cases in last 24 hours.

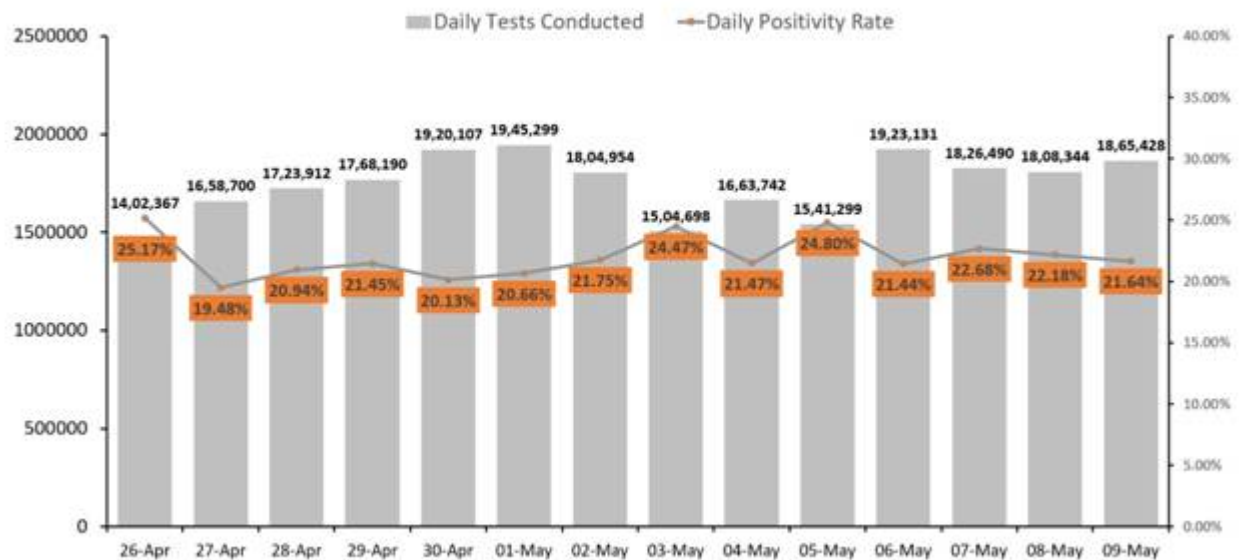
Maharashtra has reported the highest daily new cases at 56,578. It is followed by Karnataka with 47,563 while Kerala reported 41,971 new cases.

72% of new cases reported in 10 States



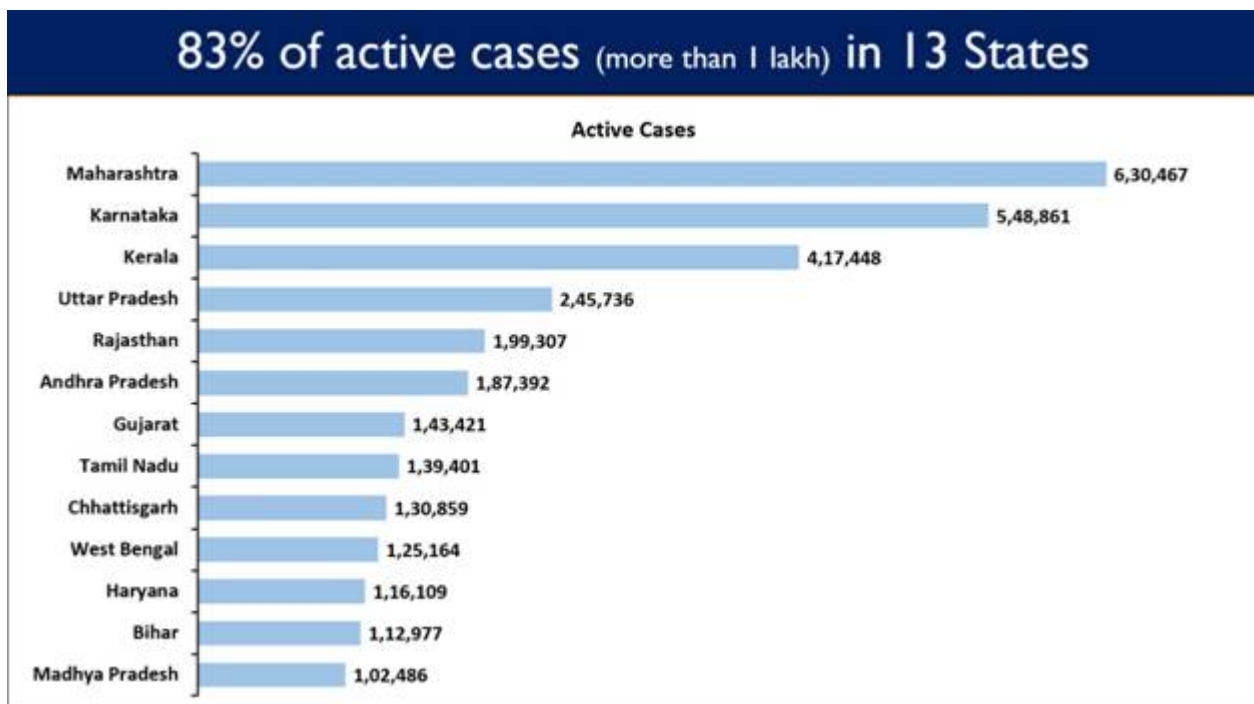
A total of more than 30.22 crore tests have been conducted so far across the country while the daily positivity rate stands at 21.64%, as shown below.

India Trend: Daily positivity and daily tests conducted



India's total Active Caseload has reached **37,36,648**. It now comprises **16.76%** of the country's total Positive Cases. A net incline of **13,202** cases recorded from the total active caseload in the last 24 hours.

13 States cumulatively account for **82.94%** of India's total Active Cases.

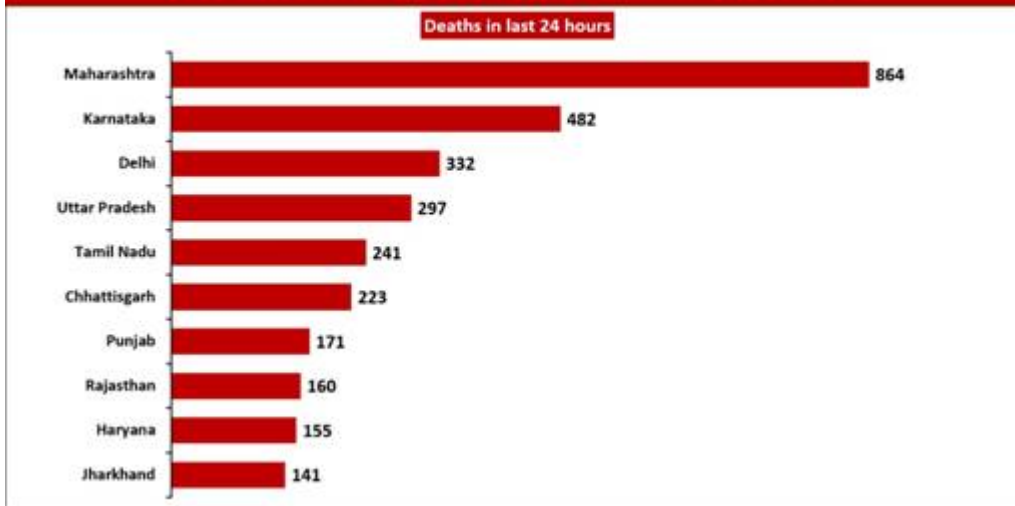


The National Mortality Rate has been falling and currently stands at 1.09%.

4,092 deaths were reported in the last 24 hours.

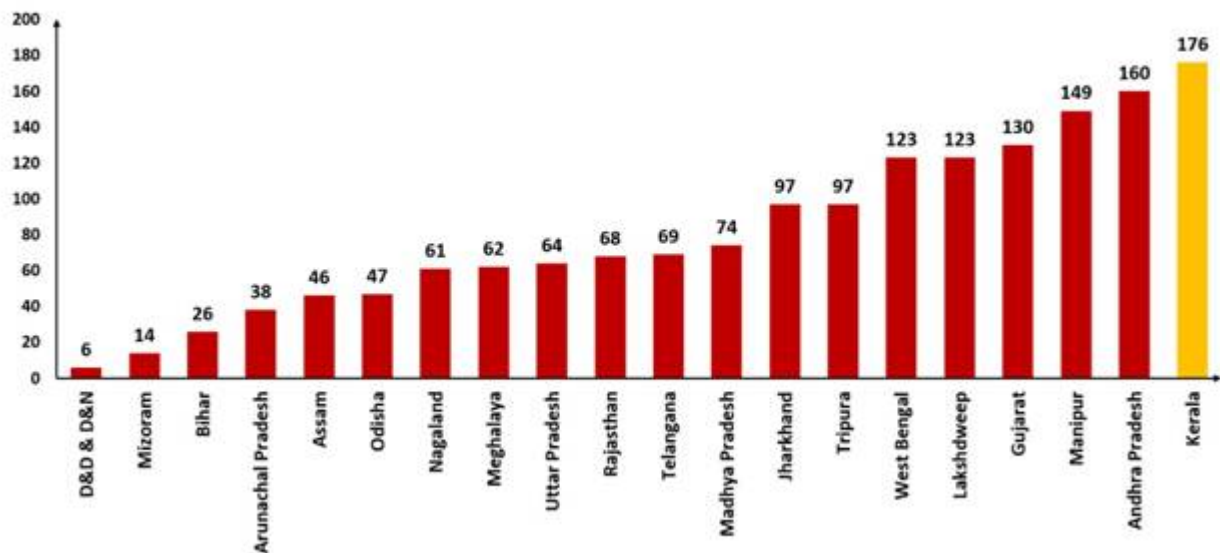
Ten States account for **74.93%** of the new deaths. Maharashtra saw the maximum casualties (864). Karnataka follows with 482 daily deaths.

75% of new deaths reported in 10 States



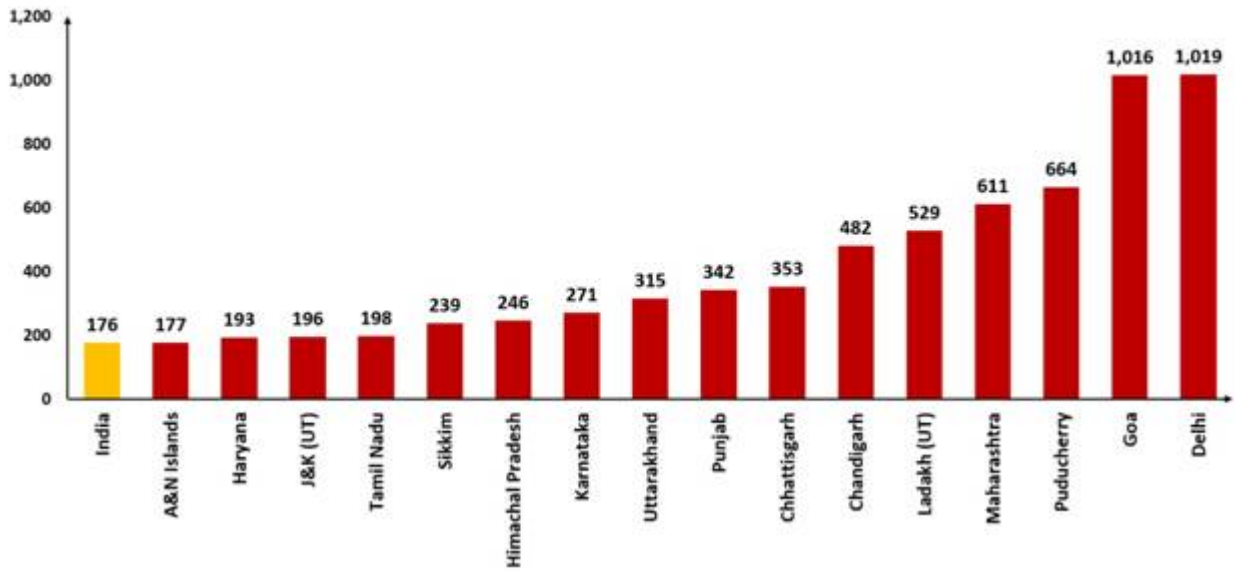
20 States/UTs have deaths per million population lower than the national average (176).

20 states & UTs have deaths per million lower than national average



16 States/UTs have deaths per million population higher than the national average.

16 states & UTs have deaths per million higher than national average



Four States/UTs have not reported any COVID-19 deaths in the last 24 hours. These are D&D&D&N, Arunachal Pradesh, Mizoram and Lakshadweep.

MV

HFW/COVID States data/9th May2021/2

(Release ID: 1717184)