

Govt. of India has so far provided more than 17.49 crore vaccine doses to States/UTs Free of Cost

More than 84 lakh doses are still available with the States/UTs to be administered

Over 53 Lakh doses in addition will be received by the States/UTs in the next 3 days

Posted On: 08 MAY 2021 10:45AM by PIB Delhi

The Government of India is leading the fight against the COVID19 pandemic in collaboration with the States and UT through a “Whole of Government” approach. Vaccination forms an integral component of the five point strategy of Government of India of containment and management of the pandemic (including Test, Track, Treat and COVID Appropriate Behaviour).

Implementation of the Liberalised and Accelerated Phase 3 Strategy of Covid-19 Vaccination has started from 1st May 2021. Registration for the new eligible population groups has commenced since 28th April. Potential beneficiaries can either register directly on the CoWIN portal (cowin.gov.in) or through the AarogyaSetu app.

The Government of India has so far provided more than 17.49 crore vaccine doses (17,49,57,770) to States/UTs Free of Cost. Of this, the total consumption including wastages is 16,65,49,583 doses (as per data available at 8 am today).

More than 84 lakh COVID Vaccine doses (84,08,187) are still available with the States/UTs to be administered. States with negative balance are showing more consumption (including wastage) than vaccine supplied as they have not reconciled the vaccine they have supplied to Armed Forces.

Furthermore, more than 53 lakh (53,25,000) vaccine doses will be received in addition by the States/UTs within the next 3 days.

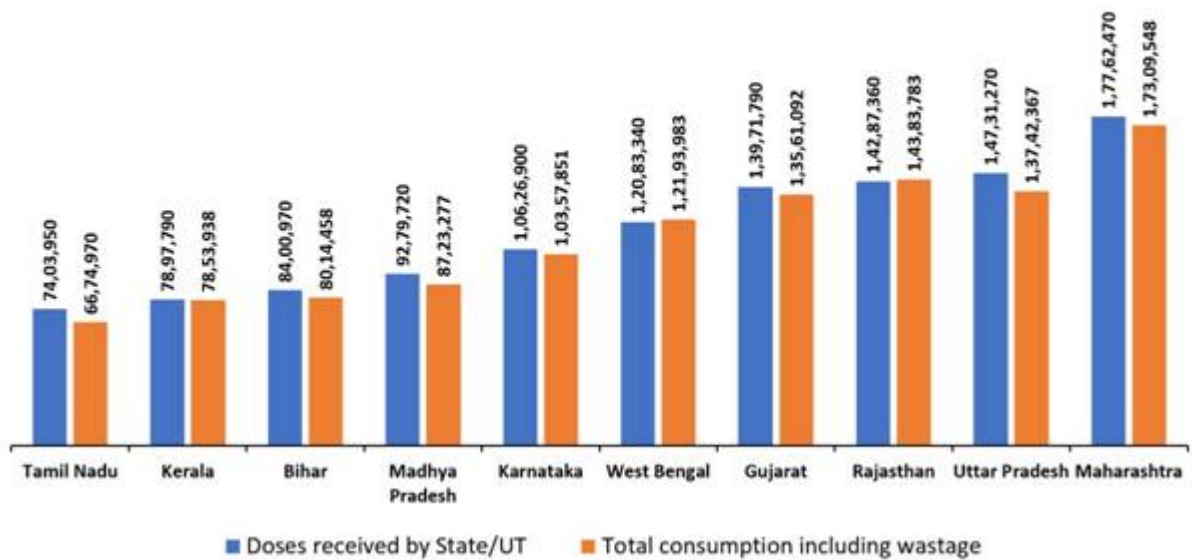
Status of COVID-19 Vaccine Distribution (combining both vaccine) for 45 above age as on 08.05.2021 at 08:00 AM							
Sl. No.	State/UTs	Projected mid-year population as on 1st October, 2020	Doses received by State/UT	% wastage reported*	Total consumption including wastage	Balance availability of doses#	Total doses in pipeline supply
A	B	C	D	E	F	G	H
1	A&N Islands	4,00,000	1,91,470	-18.54	1,09,205	82,265	-
2	Andhra Pradesh	5,26,69,000	72,96,280	-0.76	71,67,451	1,28,829	-
3	Arunachal Pradesh	15,26,000	3,36,010	-1.15	2,72,190	63,820	-
4	Assam	3,48,87,000	33,39,220	6.07	30,61,692	2,77,528	53,960
5	Bihar	12,23,41,000	84,00,970	4.96	80,14,458	3,86,512	3,64,850
6	Chandigarh	12,02,000	2,90,930	0.73	2,43,111	47,819	32,210
7	Chhattisgarh	2,93,33,000	61,16,550	2.18	59,19,466	1,97,084	3,00,000
8	Dadra and Nagar Haveli	5,95,000	88,160	4.93	52,417	35,743	25,000
9	Daman and Diu	4,58,000	72,750	0.28	52,105	20,645	25,000
10	Delhi	2,04,14,000	40,22,310	2.32	36,09,927	4,12,383	1,00,000
11	Goa	15,55,000	6,14,370	-4.37	3,84,767	2,29,603	-
12	Gujarat	6,94,02,000	1,39,71,790	1.49	1,35,61,092	4,10,698	8,98,700
13	Haryana	2,93,14,000	48,02,220	6.65	42,69,423	5,32,797	-
14	Himachal Pradesh	73,74,000	21,31,690	-2.91	20,18,688	1,13,002	2,25,000
15	Jammu and Kashmir	1,33,65,000	26,81,840	1.74	26,72,854	8,986	84,700
16	Jharkhand	3,82,49,000	37,98,290	2.00	33,11,790	4,86,500	-
17	Karnataka	6,66,27,000	1,06,26,900	-0.90	1,03,57,851	2,69,049	3,01,370
18	Kerala	3,54,13,000	78,97,790	-5.18	78,53,938	43,852	1,84,070
19	Ladakh	2,96,000	2,26,030	-0.71	1,17,995	1,08,035	-
20	Lakshadweep	68,000	45,710	22.74	32,704	13,006	-
21	Madhya Pradesh	8,40,40,000	92,79,720	2.91	87,23,277	5,56,443	2,00,000
22	Maharashtra	12,39,61,000	1,77,62,470	-0.13	1,73,09,548	4,52,922	6,03,310
23	Manipur	31,49,000	4,92,730	3.56	3,34,080	1,58,650	-
24	Meghalaya	32,72,000	4,68,370	4.21	3,52,584	1,15,786	-
25	Mizoram	12,10,000	4,74,340	-8.38	2,77,305	1,97,035	-
26	Nagaland	21,82,000	3,26,440	2.69	2,23,867	1,02,573	-
27	Odisha	4,55,52,000	64,30,140	-2.87	60,59,095	3,71,045	1,00,000
28	Puducherry	15,57,000	3,97,130	0.76	2,14,486	1,82,644	-
29	Punjab	3,02,39,000	41,61,770	5.05	39,71,043	1,90,727	1,63,710
30	Rajasthan	7,88,61,000	1,42,87,360	5.50	1,43,83,783	-96,423	4,50,000
31	Sikkim	6,73,000	3,03,400	-0.36	2,17,439	85,961	-
32	Tamil Nadu	7,62,55,000	74,03,950	3.94	66,74,970	7,28,980	2,39,060
33	Telangana	3,75,99,000	54,21,700	-0.48	51,16,550	3,05,150	1,78,760
34	Tripura	40,51,000	14,68,350	0.62	13,84,106	84,244	-
35	Uttar Pradesh	22,96,72,000	1,47,31,270	2.72	1,37,42,367	9,88,903	4,00,000
36	Uttarakhand	1,13,46,000	25,14,010	-0.05	22,87,976	2,26,034	-
37	West Bengal	9,78,71,000	1,20,83,340	3.38	1,21,93,983	-1,10,643	3,95,300
Total		1,35,69,78,000	17,49,57,770		16,65,49,583	84,08,187	53,25,000

*For the States/UTs showing -ve wastage, wastage has been taken as zero for the purpose of vaccine consumption.

#States with negative balance are showing more consumption (including wastage) than vaccine supplied and also not reconciled the vaccine supplied to Armed Forces.

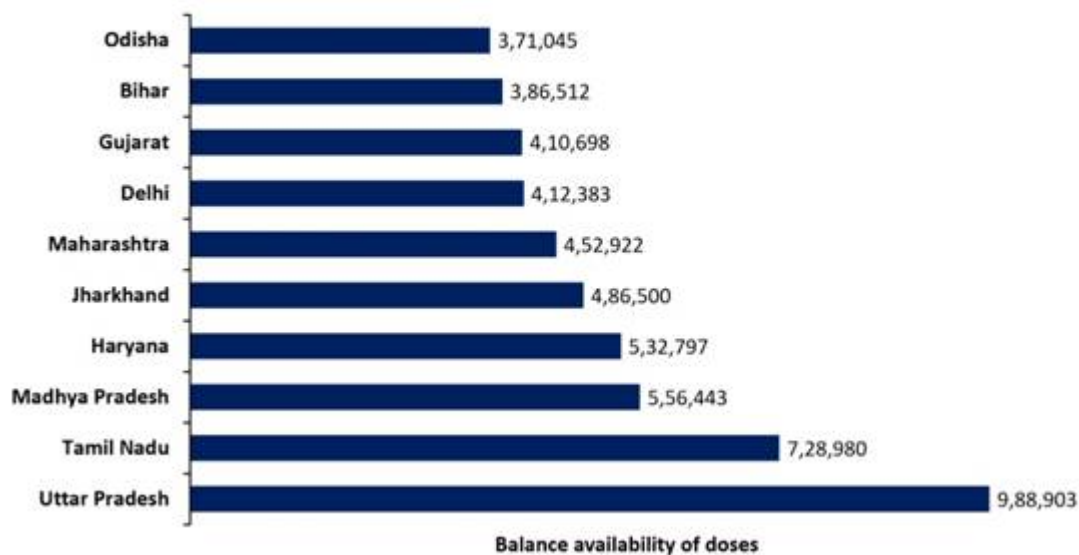
Doses received and consumed by the states

(as on 08.05.2021, 8 am)



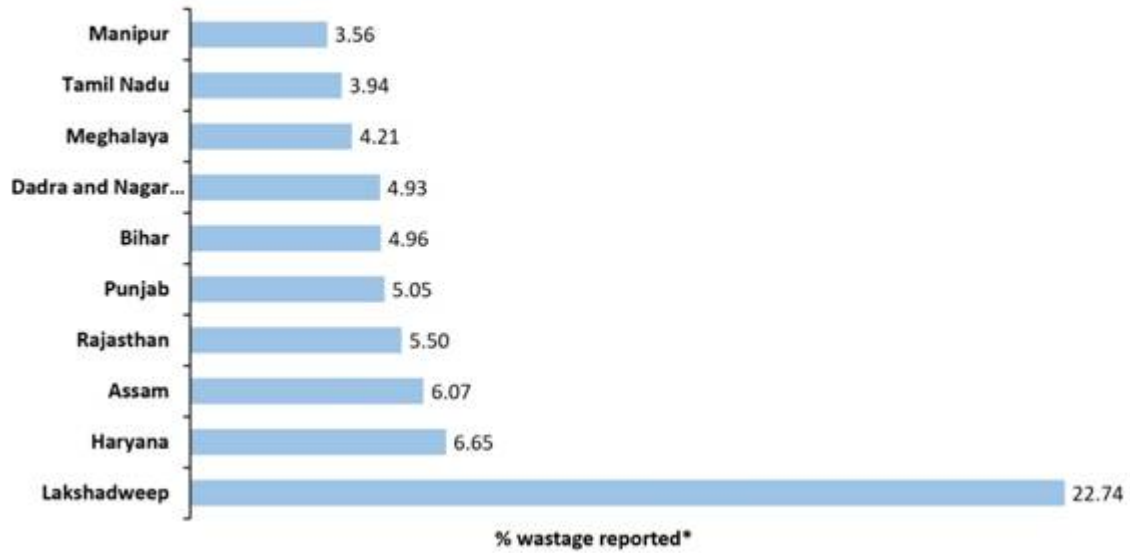
Balance availability of doses with states

(as on 08.05.2021, 8 am)



% wastage reported

(as on 08.05.2021, 8 am)



MV/M

HFV/COVID Vaccine doses to states/8th May 2021/1

(Release ID: 1716980)