

Govt. of India has so far provided more than 17.35 crore vaccine doses to States/UTs Free of Cost

More than 90 lakh doses are still available with the States/UTs to be administered

Over 10 Lakh doses in addition will be received by the States/UTs in the next 3 days

Posted On: 07 MAY 2021 10:24AM by PIB Delhi

Government of India is leading the fight against the COVID19 pandemic in collaboration with the States and UT through a “Whole of Government” approach. Vaccination forms an integral component of the five point strategy of Government of India of containment and management of the pandemic (including Test, Track, Treat and COVID Appropriate Behavior).

Implementation of the Liberalized and Accelerated Phase 3 Strategy of Covid-19 Vaccination has started from 1st May 2021. Potential beneficiaries can either register directly on the CoWIN portal (cowin.gov.in) or through the Aarogya Setu app.

The Government of India has so far provided more than 17.35 crore vaccine doses (17,35,07,770) to States/UTs Free of Cost. Of this, the total consumption including wastages is 16,44,77,100 doses (as per data available at 8 am today).

More than 90 lakh COVID Vaccine doses (90,30,670) are still available with the States/UTs to be administered. States with negative balance are showing more consumption (including wastage) than vaccine supplied as they have not reconciled the vaccine they have supplied to Armed Forces.

Furthermore, more than 10 lakh (10,25,000) vaccine doses will be received in addition by the States/UTs within the next 3 days.

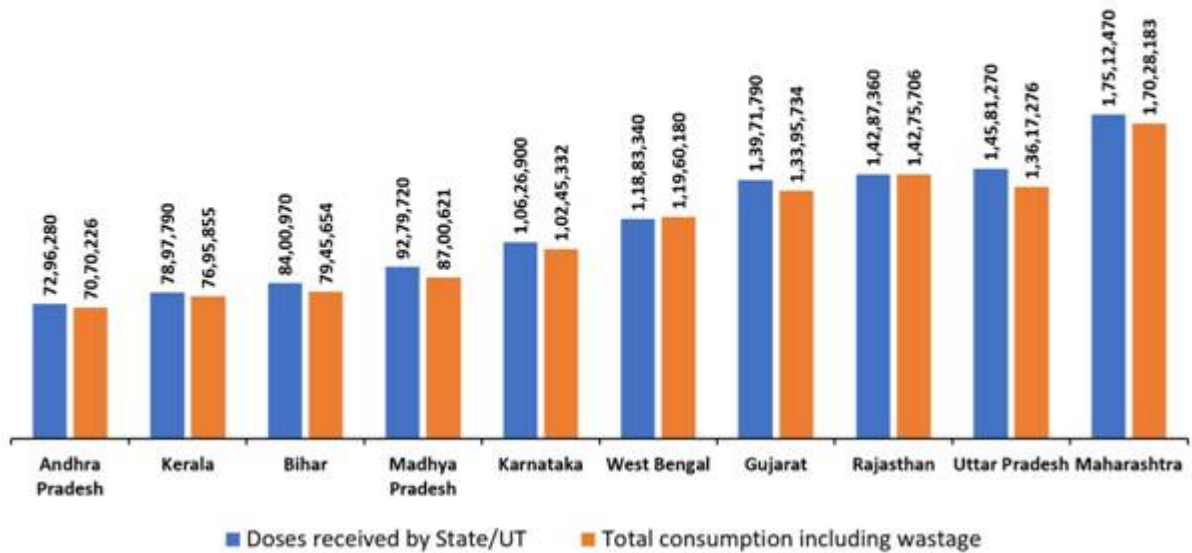
Status of COVID-19 Vaccine Distribution (combining both vaccine) for 45 above age as on 07.05.2021 at 08:00 AM							
Sl. No.	State/UTs	Projected mid-year population as on 1st October, 2020	Doses received by State/UT	% wastage reported*	Total consumption including wastage	Balance availability of doses#	Total doses in pipeline supply
A	B	C	D	E	F	G	H
1	A&N Islands	4,00,000	1,91,470	-18.83	1,08,499	82,971	-
2	Andhra Pradesh	5,26,69,000	72,96,280	-0.80	70,70,226	2,26,054	-
3	Arunachal Pradesh	15,26,000	3,36,010	-1.04	2,66,969	69,041	-
4	Assam	3,48,87,000	32,39,220	6.04	30,09,090	2,30,130	1,00,000
5	Bihar	12,23,41,000	84,00,970	5.13	79,45,654	4,55,316	-
6	Chandigarh	12,02,000	2,90,930	0.84	2,37,765	53,165	-
7	Chhattisgarh	2,93,33,000	61,16,550	2.21	58,96,138	2,20,412	-
8	Dadra and Nagar Haveli	5,95,000	88,160	4.97	51,933	36,227	25,000
9	Daman and Diu	4,58,000	72,750	0.45	51,160	21,590	25,000
10	Delhi	2,04,14,000	40,22,310	2.26	35,85,128	4,37,182	-
11	Goa	15,55,000	5,14,370	-3.09	3,78,581	1,35,789	1,00,000
12	Gujarat	6,94,02,000	1,39,71,790	1.49	1,33,95,734	5,76,056	-
13	Haryana	2,93,14,000	48,02,220	6.54	41,91,381	6,10,839	-
14	Himachal Pradesh	73,74,000	21,31,690	-2.95	19,89,677	1,42,013	-
15	Jammu and Kashmir	1,33,65,000	26,81,840	1.77	26,21,606	60,234	-
16	Jharkhand	3,82,49,000	37,98,290	2.22	32,97,495	5,00,795	-
17	Karnataka	6,66,27,000	1,06,26,900	-0.94	1,02,45,332	3,81,568	-
18	Kerala	3,54,13,000	78,97,790	-5.20	76,95,855	2,01,935	-
19	Ladakh	2,96,000	2,26,030	0.41	1,17,506	1,08,524	-
20	Lakshadweep	68,000	45,710	21.93	31,953	13,757	-
21	Madhya Pradesh	8,40,40,000	92,79,720	2.85	87,00,621	5,79,099	-
22	Maharashtra	12,39,61,000	1,75,12,470	-0.20	1,70,28,183	4,84,287	1,50,000
23	Manipur	31,49,000	4,92,730	4.18	3,27,566	1,65,164	-
24	Meghalaya	32,72,000	4,68,370	4.83	3,46,088	1,22,282	-
25	Mizoram	12,10,000	4,74,340	-7.90	2,75,179	1,99,161	-
26	Nagaland	21,82,000	3,26,440	2.75	2,21,801	1,04,639	-
27	Odisha	4,55,52,000	61,55,140	-2.92	59,89,088	1,66,052	2,75,000
28	Puducherry	15,57,000	3,97,130	0.76	2,11,500	1,85,630	-
29	Punjab	3,02,39,000	40,61,770	4.98	38,97,151	1,64,619	-
30	Rajasthan	7,88,61,000	1,42,87,360	5.56	1,42,75,706	11,654	-
31	Sikkim	6,73,000	3,03,400	-0.54	2,14,717	88,683	-
32	Tamil Nadu	7,62,55,000	72,03,950	3.98	65,90,328	6,13,622	-
33	Telangana	3,75,99,000	54,21,700	-0.43	50,37,363	3,84,337	-
34	Tripura	40,51,000	14,68,350	0.54	13,55,220	1,13,130	-
35	Uttar Pradesh	22,96,72,000	1,45,81,270	2.74	1,36,17,276	9,63,994	1,50,000
36	Uttarakhand	1,13,46,000	24,39,010	-0.16	22,41,448	1,97,562	-
37	West Bengal	9,78,71,000	1,18,83,340	3.37	1,19,60,180	-76,840	2,00,000
Total		1,35,69,78,000	17,35,07,770		16,44,77,100	90,30,670	10,25,000

*For the States/UTs showing -ve wastage, wastage has been taken as zero for the purpose of vaccine consumption.

#States with negative balance are showing more consumption (including wastage) than vaccine supplied and also not reconciled the vaccine supplied to Armed Forces.

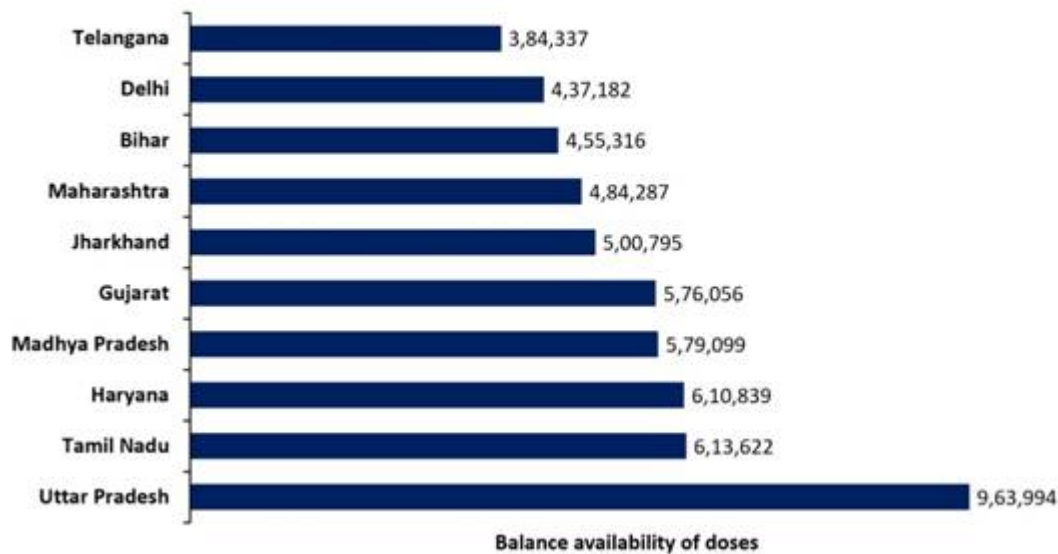
Doses received and consumed by the states

(as on 07.05.2021, 8 am)



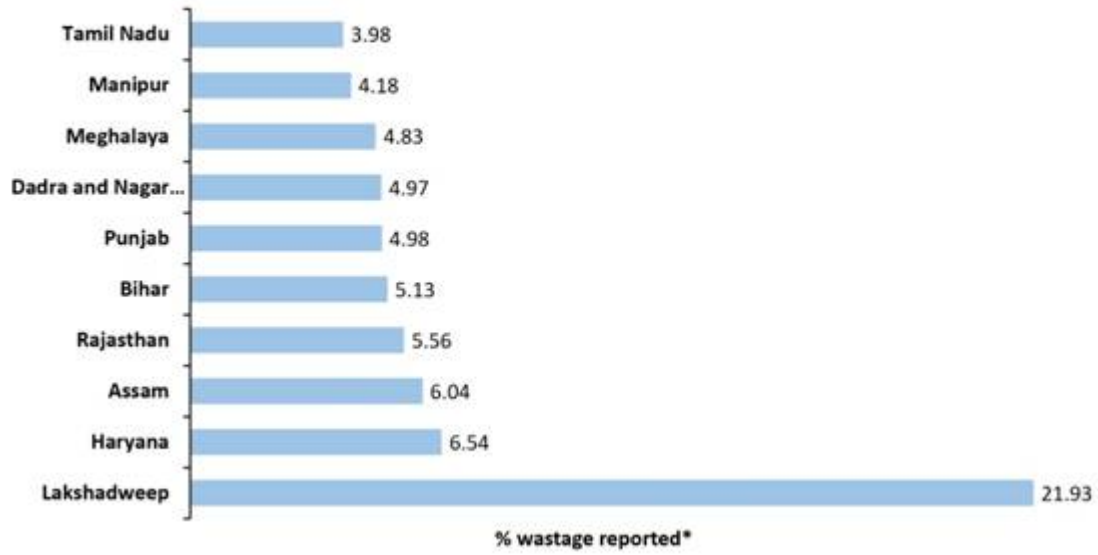
Balance availability of doses with states

(as on 07.05.2021, 8 am)



% wastage reported

(as on 07.05.2021, 8 am)



MV/M

HFV/COVID Vaccine doses to states/7th May 2021/1

(Release ID: 1716688)