

Govt. of India has so far provided more than 17.02 crore vaccine doses to States/UTs Free of Cost

More than 94.47 lakh doses are still available with the States/UTs to be administered

Over 36 Lakh doses in addition will be received by the States/UTs in the next 3 days

Posted On: 05 MAY 2021 10:49AM by PIB Delhi

The Government of India is at the forefront of the fight against the COVID19 pandemic in collaboration with the States and UT through a “Whole of Government” approach. In addition to Test, Track, Treat and COVID Appropriate Behaviour, Vaccination forms an integral component of the five point strategy of Government of India for containment and management of the pandemic.

Implementation of the Liberalised and Accelerated Phase 3 Strategy of Covid-19 Vaccination has started from 1st May 2021. Registration for the new eligible population groups has commenced since 28th April. Potential beneficiaries can either register directly on the CoWIN portal (cowin.gov.in) or through the Aarogya Setu app.

The Government of India has so far provided nearly 17.02 crore vaccine doses (17,02,42,410) to States/UTs Free of Cost. Of this, the total consumption including wastages is 16,07,94,796 doses (as per data available at 8 am today).

More than 94.47 lakh COVID Vaccine doses (94,47,614) are still available with the States/UTs to be administered.

Furthermore, more than 36 lakh (36,37,030) vaccine doses will be received in addition by the States/UTs within the next 3 days.

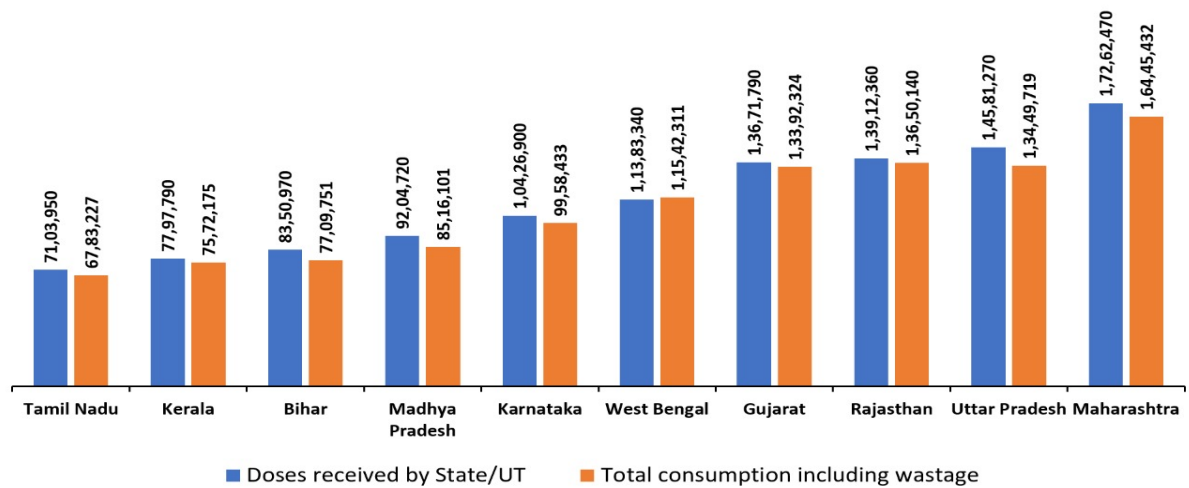
Status of COVID-19 Vaccine Distribution (combining both vaccine) for 45 above age as on 05.05.2021 at 08:00 AM							
Sl. No.	State/UTs	Projected mid-year population as on 1st October, 2020	Doses received by State/UT	% wastage reported*	Total consumption including wastage	Balance availability of doses#	Total doses in pipeline supply
A	B	C	D	E	F	G	H
1	A&N Islands	4,00,000	1,91,470	-27.75	1,06,880	84,590	-
2	Andhra Pradesh	5,26,69,000	70,30,920	0.95	68,07,370	2,23,550	2,65,360
3	Arunachal Pradesh	15,26,000	3,36,010	-0.65	2,56,520	79,490	-
4	Assam	3,48,87,000	31,39,220	7.70	29,75,632	1,63,588	1,00,000
5	Bihar	12,23,41,000	83,50,970	4.95	77,09,751	6,41,219	50,000
6	Chandigarh	12,02,000	2,90,930	3.46	2,32,834	58,096	-
7	Chhattisgarh	2,93,33,000	61,16,550	2.49	58,50,258	2,66,292	-
8	Dadra and Nagar Haveli	5,95,000	88,160	4.99	51,233	36,927	-
9	Daman and Diu	4,58,000	72,750	1.69	50,406	22,344	-
10	Delhi	2,04,14,000	39,22,310	3.96	35,63,836	3,58,474	-
11	Goa	15,55,000	5,14,370	-4.85	3,68,247	1,46,123	-
12	Gujarat	6,94,02,000	1,36,71,790	3.61	1,33,92,324	2,79,466	3,00,000
13	Haryana	2,93,14,000	46,52,220	5.72	40,56,937	5,95,283	-
14	Himachal Pradesh	73,74,000	20,31,690	-1.60	19,13,334	1,18,356	50,000
15	Jammu and Kashmir	1,33,65,000	25,31,840	0.58	25,01,451	30,389	1,50,000
16	Jharkhand	3,82,49,000	37,98,290	3.12	32,85,097	5,13,193	-
17	Karnataka	6,66,27,000	1,04,26,900	0.14	99,58,433	4,68,467	2,00,000
18	Kerala	3,54,13,000	77,97,790	-4.36	75,72,175	2,25,615	1,00,000
19	Ladakh	2,96,000	2,26,030	2.08	1,15,180	1,10,850	-
20	Lakshadweep	68,000	45,710	9.76	26,932	18,778	-
21	Madhya Pradesh	8,40,40,000	92,04,720	3.21	85,16,101	6,88,619	75,000
22	Maharashtra	12,39,61,000	1,72,62,470	0.22	1,64,45,432	8,17,038	4,00,000
23	Manipur	31,49,000	4,17,730	7.44	3,15,363	1,02,367	75,000
24	Meghalaya	32,72,000	3,93,370	4.01	3,27,527	65,843	75,000
25	Mizoram	12,10,000	3,99,340	-8.49	2,67,429	1,31,911	75,000
26	Nagaland	21,82,000	3,26,440	4.13	2,18,646	1,07,794	-
27	Odisha	4,55,52,000	61,55,140	-2.20	59,30,852	2,24,288	75,000
28	Puducherry	15,57,000	3,97,130	1.61	2,07,696	1,89,434	-
29	Punjab	3,02,39,000	38,86,770	4.98	37,36,643	1,50,127	1,75,000
30	Rajasthan	7,88,61,000	1,39,12,360	2.24	1,36,50,140	2,62,220	3,75,000
31	Sikkim	6,73,000	3,03,400	0.42	2,10,817	92,583	-
32	Tamil Nadu	7,62,55,000	71,03,950	8.83	67,83,227	3,20,723	1,00,000
33	Telangana	3,75,99,000	53,71,700	0.52	49,04,197	4,67,503	50,000
34	Tripura	40,51,000	14,68,350	3.05	13,42,195	1,26,155	96,670
35	Uttar Pradesh	22,96,72,000	1,45,81,270	3.54	1,34,49,719	11,31,551	1,50,000
36	Uttarakhand	1,13,46,000	24,39,010	0.56	21,51,672	2,87,338	-
37	West Bengal	9,78,71,000	1,13,83,340	1.36	1,15,42,311	-1,58,971	7,00,000
Total		1,35,69,78,000	17,02,42,410		16,07,94,796	94,47,614	36,37,030

*For the States/UTs showing -ve wastage, wastage has been taken as zero for the purpose of vaccine consumption.

#States with negative balance are showing more consumption (including wastage) than vaccine supplied and also not reconciled the vaccine supplied to Armed Forces.

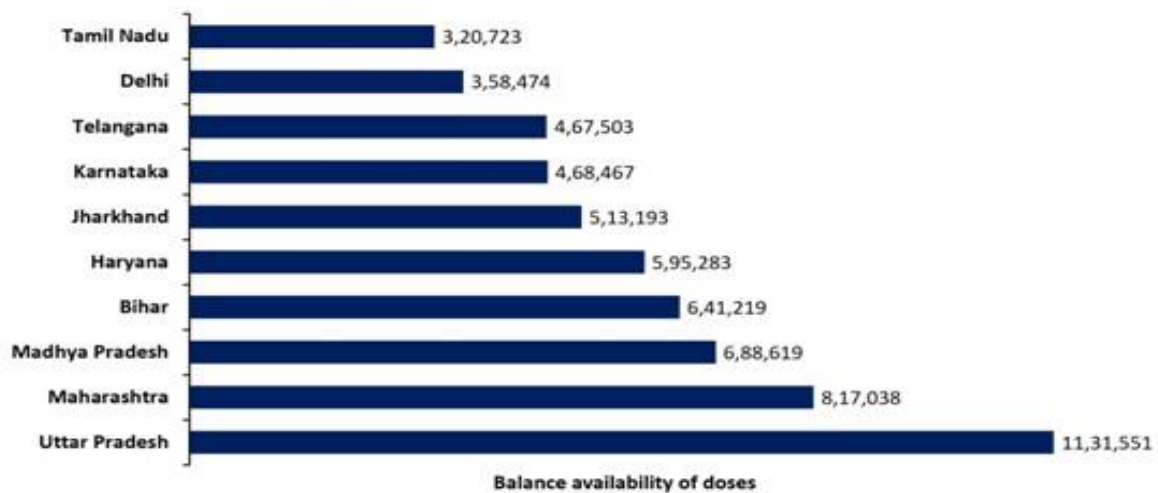
Doses received and consumed by the states

(as on 05.05.2021, 8 am)



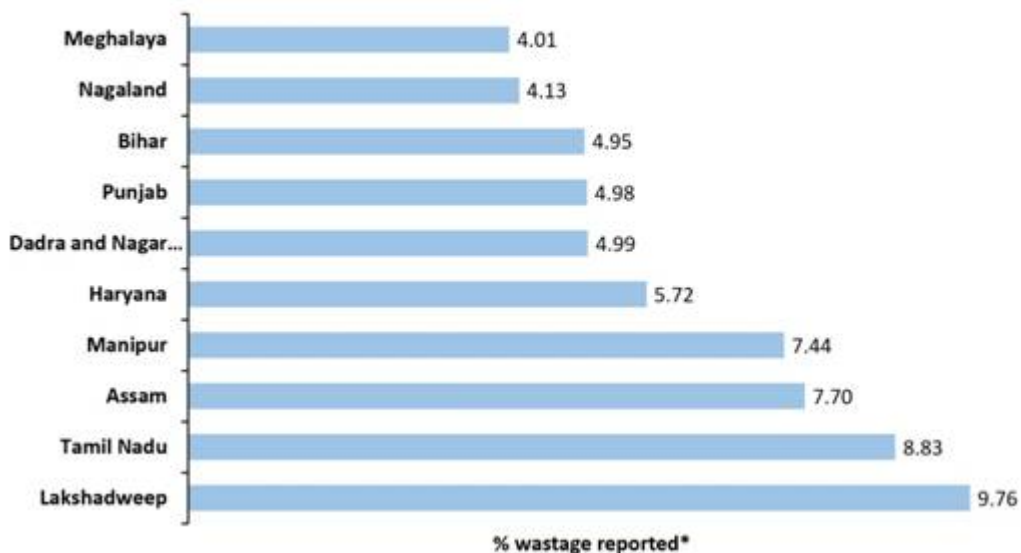
Balance availability of doses with states

(as on 05.05.2021, 8 am)



% wastage reported

(as on 05.05.2021, 8 am)



MV/M

HFV/COVID Vaccine data/5th May 2021/1

(Release ID: 1716069)