

Govt. of India has so far provided more than 16.69 crore vaccine doses to States/UTs Free of Cost

More than 75 lakh doses are still available with the States/UTs to be administered

Over 48 Lakh doses in addition will be received by the States/UTs in the next 3 days

Posted On: 04 MAY 2021 10:57AM by PIB Delhi

The Government of India is leading the fight against the COVID19 pandemic in collaboration with the States and UT through a “Whole of Government” approach. Vaccination forms an integral component of the five point strategy of Government of India of containment and management of the pandemic (including Test, Track, Treat and COVID Appropriate Behaviour).

Implementation of the Liberalised and Accelerated Phase 3 Strategy of Covid-19 Vaccination has started from 1stMay 2021. Registration for the new eligible population groups has commenced since 28th April. Potential beneficiaries can either register directly on the CoWIN portal (cowin.gov.in) or through the Aarogya Setu app.

The Government of India has so far provided nearly 16.69 crore vaccine doses (16,69,97,410) to States/UTs Free of Cost. Of this, the total consumption including wastages is 15,94,75,507 doses (as per data available at 8 am today).

More than 75 lakh COVID Vaccine doses (75,24,903) are still available with the States/UTs to be administered.

Furthermore, more than 48 lakh (48,41,670) vaccine doses will be received in addition by the States/UTs within the next 3 days.

Status of COVID-19 Vaccine Distribution (combining both vaccine) for 45 above age as on 04.05.2021 at 08:00 AM

Sl. No.	State/UTs	Projected mid-year population as on 1st October, 2020	Doses received by State/UT	% wastage reported*	Total consumption including wastage	Balance availability of doses#	Total doses in pipeline supply
A	B	C	D	E	F	G	H
1	A&N Islands	4,00,000	1,91,470	-27.75	1,06,203	85,267	-
2	Andhra Pradesh	5,26,69,000	65,30,920	0.95	67,93,577	-2,62,657	5,75,000
3	Arunachal Pradesh	15,26,000	3,36,010	-0.65	2,52,285	83,725	-
4	Assam	3,48,87,000	31,39,220	7.70	28,96,338	2,42,882	-
5	Bihar	12,23,41,000	83,50,970	4.95	75,93,796	7,57,174	50,000
6	Chandigarh	12,02,000	2,90,930	3.46	2,28,045	62,885	-
7	Chhattisgarh	2,93,33,000	61,16,550	2.49	58,23,167	2,93,383	-
8	Dadra and Nagar Haveli	5,95,000	88,160	4.99	50,975	37,185	-
9	Daman and Diu	4,58,000	72,750	1.69	49,835	22,915	-
10	Delhi	2,04,14,000	38,47,310	3.96	35,13,307	3,34,003	75,000
11	Goa	15,55,000	5,14,370	-4.85	3,63,309	1,51,061	-
12	Gujarat	6,94,02,000	1,32,71,790	3.61	1,33,23,391	-51,601	4,00,000
13	Haryana	2,93,14,000	46,52,220	5.72	40,29,356	6,22,864	-
14	Himachal Pradesh	73,74,000	20,31,690	-1.60	18,70,302	1,61,388	-
15	Jammu and Kashmir	1,33,65,000	24,81,840	0.58	24,72,807	9,033	1,00,000
16	Jharkhand	3,82,49,000	37,98,290	3.12	32,66,218	5,32,072	-
17	Karnataka	6,66,27,000	1,03,51,900	0.14	99,03,861	4,48,039	75,000
18	Kerala	3,54,13,000	73,22,790	-4.36	75,08,437	-1,85,647	4,75,000
19	Ladakh	2,96,000	2,26,030	2.08	1,13,371	1,12,659	-
20	Lakshadweep	68,000	45,710	9.76	26,550	19,160	-
21	Madhya Pradesh	8,40,40,000	92,04,720	3.21	84,95,694	7,09,026	75,000
22	Maharashtra	12,39,61,000	1,63,62,470	0.22	1,63,84,484	-22,014	10,50,000
23	Manipur	31,49,000	4,17,730	7.44	3,03,874	1,13,856	75,000
24	Meghalaya	32,72,000	3,93,370	4.01	3,19,898	73,472	75,000
25	Mizoram	12,10,000	3,99,340	-8.49	2,63,585	1,35,755	75,000
26	Nagaland	21,82,000	3,26,440	4.13	2,14,008	1,12,432	-
27	Odisha	4,55,52,000	60,55,140	-2.20	59,09,659	1,45,481	1,75,000
28	Puducherry	15,57,000	3,97,130	1.61	2,05,781	1,91,349	-
29	Punjab	3,02,39,000	36,86,770	4.98	37,16,685	-29,915	2,75,000
30	Rajasthan	7,88,61,000	1,39,12,360	2.24	1,35,66,123	3,46,237	75,000
31	Sikkim	6,73,000	3,03,400	0.42	2,08,389	95,011	-
32	Tamil Nadu	7,62,55,000	68,28,950	8.83	67,13,192	1,15,758	2,75,000
33	Telangana	3,75,99,000	52,96,700	0.52	48,39,567	4,57,133	75,000
34	Tripura	40,51,000	14,68,350	3.05	13,22,710	1,45,640	96,670
35	Uttar Pradesh	22,96,72,000	1,45,81,270	3.54	1,33,02,676	12,78,594	1,50,000
36	Uttarakhand	1,13,46,000	23,19,010	0.56	21,22,954	1,96,056	1,20,000
37	West Bengal	9,78,71,000	1,13,83,340	1.36	1,13,98,098	-14,758	5,00,000
Total		1,35,69,78,000	16,69,97,410		15,94,72,507	75,24,903	48,41,670

*For the States/UTs showing -ve wastage, wastage has been taken as zero for the purpose of vaccine consumption.

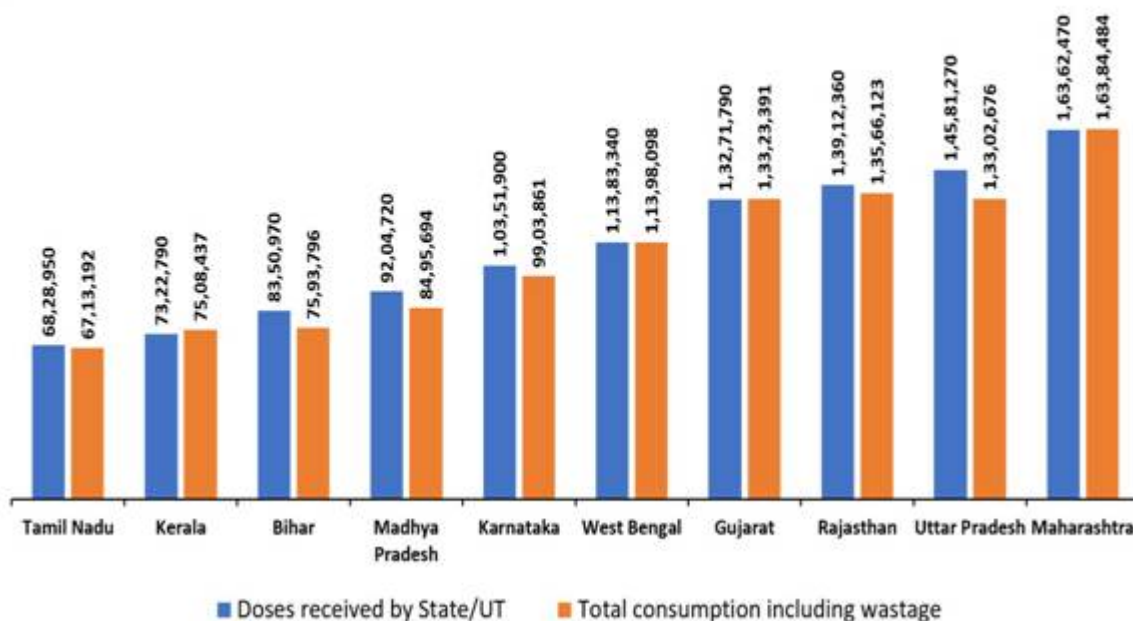
#States showing negative balance has not reconciled the vaccine supplied to Armed Forces

Status of COVID-19 Vaccine Distribution (combining both vaccine) for 18-44 age as on 04.05.2021 at 08:00 AM						
Sl. No.	State/UTs	Doses received by State/UT	% wastage reported*	Total coverage	Balance availability of doses*	Doses available for the month of May 2021
A	B	D	E	F	G	H
1	Chhattisgarh	1,50,000		1,025		2,50,150
2	Delhi	4,50,000		40,028		-
3	Gujarat	3,00,000		1,08,191		6,67,890
4	Jammu and Kashmir	1,50,000		5,587		34,950
5	Karnataka	3,00,000		2,353		6,48,220
6	Maharashtra	3,00,000		73,714		15,60,730
7	Odisha	1,50,000		6,802		4,94,420
8	Rajasthan	3,00,000		76,151		8,37,720
9	Uttar Pradesh	1,50,000		33,544		32,88,850
	Total	22,50,000		3,47,395	-	77,82,930

*As the activity has started on 1st May, wastage and balance availability of doses is not available

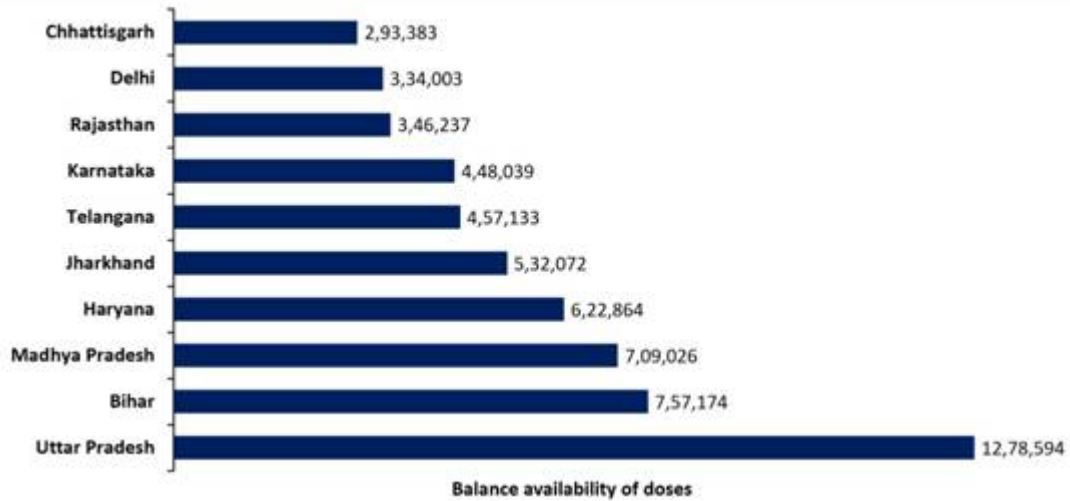
Doses received and consumed by the states

(as on 04.05.2021, 8 am)



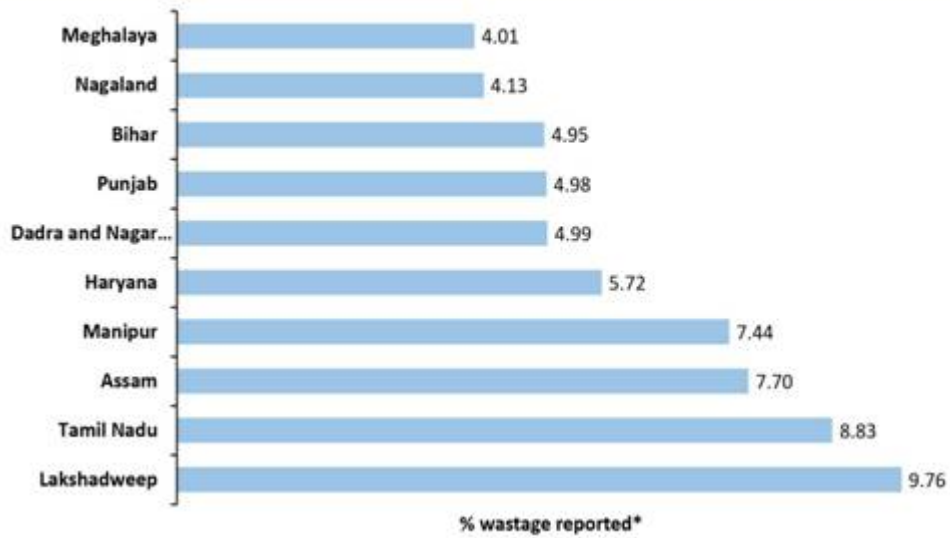
Balance availability of doses with states

(as on 04.05.2021, 8 am)



% wastage reported

(as on 04.05.2021, 8 am)



MV/M

HFW/COVID Vaccine data/4th May 2021/2

(Release ID: 1715845)