



Ministry of Health and Family Welfare



Govt. of India has so far provided more 16.54 crore vaccine doses to States/UTs Free of Cost



More than 75 lakh doses are still available with the States/UTs to be administered



Nearly 60 Lakh doses in addition will be received by the States/UTs in the next 3 days

Posted On: 03 MAY 2021 11:38AM by PIB Delhi

Government of India is leading the fight against the COVID19 pandemic in collaboration with the States and UT through a “Whole of Government” approach. In addition to Test, Track, Treat and COVID Appropriate Behaviour, vaccination forms an integral component of the five point strategy of Government of India of containment and management of the COVID19 pandemic.

Implementation of the Liberalised and Accelerated Phase 3 Strategy of Covid-19 Vaccination has started from 1stMay 2021. Registration for the new eligible population groups has commenced since 28th April.

Government of India has so far provided nearly 16.54 crore vaccine doses (16,54,93,410) to States/UTs Free of Cost. Of this, the total consumption including wastages is 15,79,21,537 doses (as per data available at 8 am today).

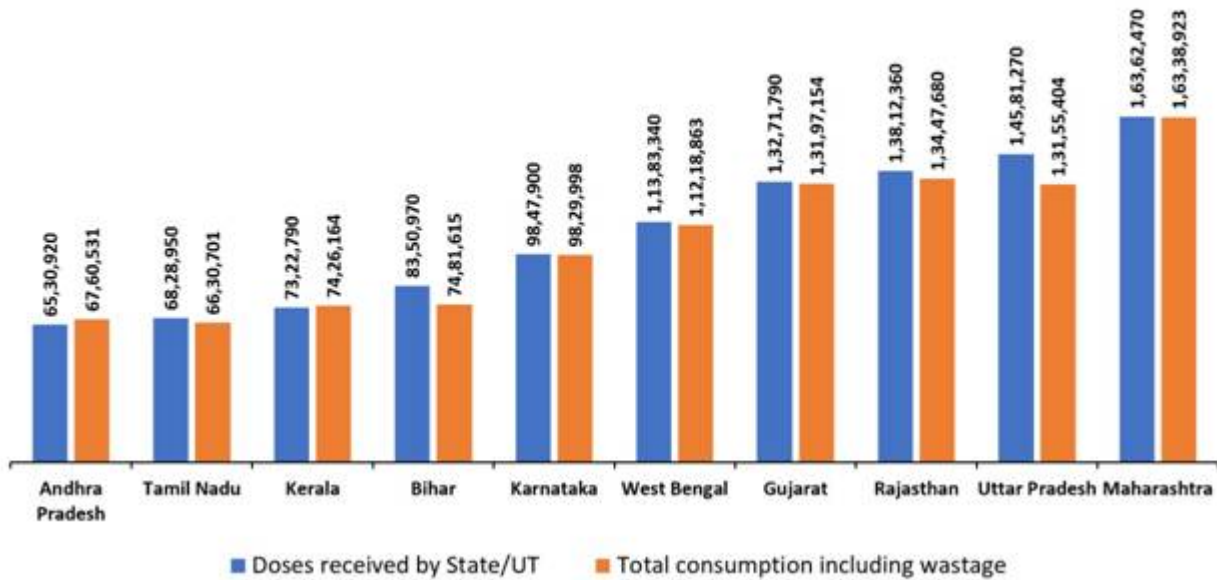
More than 75 lakh COVID Vaccine doses (75,71,873) are still available with the States/UTs to be administered.

Furthermore, more than 59 lakh (59,70,670) vaccine doses will be received in addition by the States/UTs within the next 3 days.



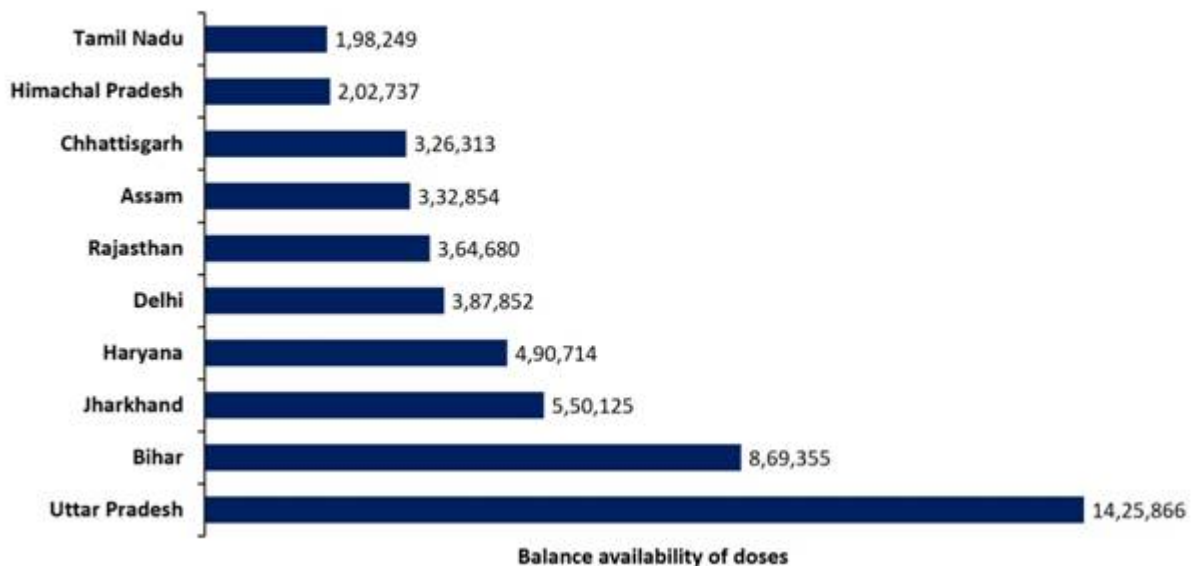
Doses received and consumed by the states

(as on 03.05.2021, 8 am)



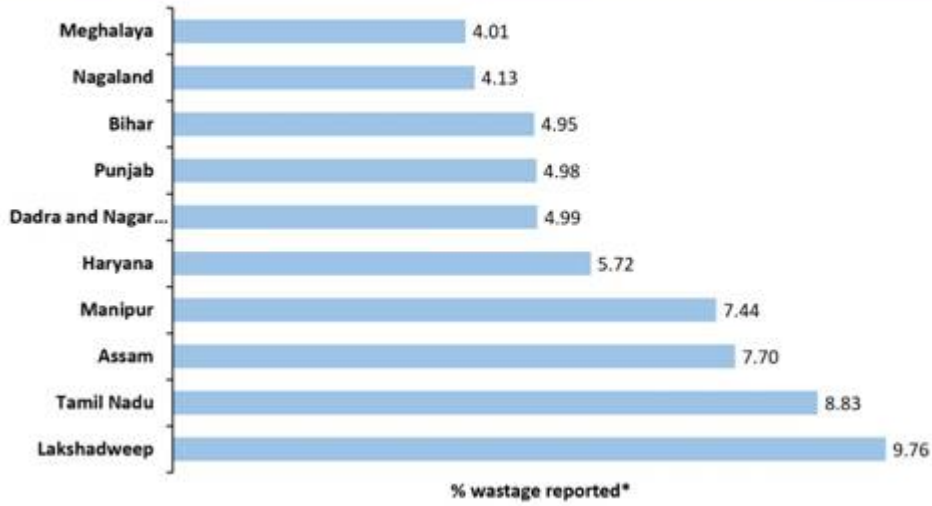
Balance availability of doses with states

(as on 03.05.2021, 8 am)



% wastage reported

(as on 03.05.2021, 8 am)





Status of COVID-19 Vaccine Distribution (combining both vaccine) to States/UTs as on 03.05.2021 at 08:00 AM							
SL No.	State/UTs	Projected mid-year population as on 1st October, 2020	Doses received by State/UT	% wastage reported*	Total consumption including wastage	Balance availability of doses#	Total doses in pipeline supply
A	B	C	D	E	F	G	H
1	A&N Islands	4,00,000	1,91,470	-27.75	1,05,286	86,184	-
2	Andhra Pradesh	5,26,69,000	65,30,920	0.95	67,60,531	-2,29,611	5,75,000
3	Arunachal Pradesh	15,26,000	3,36,010	-0.65	2,46,582	89,428	-
4	Assam	3,48,87,000	31,39,220	7.70	28,06,366	3,32,854	-
5	Bihar	12,23,41,000	83,50,970	4.95	74,81,615	8,69,355	50,000
6	Chandigarh	12,02,000	2,90,930	3.46	2,23,631	67,299	-
7	Chhattisgarh	2,93,33,000	61,16,550	2.49	57,90,237	3,26,313	-
8	Dadra and Nagar Haveli	5,95,000	88,160	4.99	50,659	37,501	-
9	Daman and Diu	4,58,000	72,750	1.69	49,322	23,428	-
10	Delhi	2,04,14,000	38,47,310	3.96	34,59,458	3,87,852	75,000
11	Goa	15,55,000	5,14,370	-4.85	3,58,279	1,56,091	-
12	Gujarat	6,94,02,000	1,32,71,790	3.61	1,31,97,154	74,636	4,00,000
13	Haryana	2,93,14,000	45,02,220	5.72	40,11,506	4,90,714	-
14	Himachal Pradesh	73,74,000	20,31,690	-1.60	18,28,953	2,02,737	-
15	Jammu and Kashmir	1,33,65,000	24,81,840	0.58	24,27,417	54,423	1,00,000
16	Jharkhand	3,82,49,000	37,98,290	3.12	32,48,165	5,50,125	-
17	Karnataka	6,66,27,000	98,47,900	0.14	98,29,998	17,902	5,79,000
18	Kerala	3,54,13,000	73,22,790	-4.36	74,26,164	-1,03,374	4,75,000
19	Ladakh	2,96,000	2,26,030	2.08	1,12,024	1,14,006	-
20	Lakshadweep	68,000	45,710	9.76	26,248	19,462	-

SL No.	State/UTs	Projected mid-year population as on 1st October, 2020	Doses received by State/UT	% wastage reported*	Total consumption including wastage	Balance availability of doses#	Total doses in pipeline supply
A	B	C	D	E	F	G	H
21	Madhya Pradesh	8,40,40,000	92,04,720	3.21	84,25,376	7,79,344	75,000
22	Maharashtra	12,39,61,000	1,63,62,470	0.22	1,63,38,923	23,547	10,50,000
23	Manipur	31,49,000	4,17,730	7.44	2,88,235	1,29,495	-
24	Meghalaya	32,72,000	3,93,370	4.01	3,10,875	82,495	-
25	Mizoram	12,10,000	3,99,340	-8.49	2,58,815	1,40,525	-
26	Nagaland	21,82,000	3,26,440	4.13	2,08,895	1,17,545	-
27	Odisha	4,55,52,000	60,55,140	-2.20	58,74,310	1,80,830	1,75,000
28	Puducherry	15,57,000	3,97,130	1.61	2,03,299	1,93,831	-
29	Punjab	3,02,39,000	36,86,770	4.98	36,81,517	5,253	2,75,000
30	Rajasthan	7,88,61,000	1,38,12,360	2.24	1,34,47,680	3,64,680	1,75,000
31	Sikkim	6,73,000	3,03,400	0.42	2,05,855	97,545	-
32	Tamil Nadu	7,62,55,000	68,28,950	8.83	66,30,701	1,98,249	2,75,000
33	Telangana	3,75,99,000	48,96,700	0.52	48,12,558	84,142	4,75,000
34	Tripura	40,51,000	13,18,350	3.05	13,06,923	11,427	2,46,670
35	Uttar Pradesh	22,96,72,000	1,45,81,270	3.54	1,31,55,404	14,25,866	1,50,000
36	Uttarakhand	1,13,46,000	21,19,010	0.56	21,13,716	5,294	3,20,000
37	West Bengal	9,78,71,000	1,13,83,340	1.36	1,12,18,863	1,64,477	5,00,000
Total		1,35,69,78,000	16,54,93,410		15,79,21,537	75,71,873	59,70,670

*For the States/UTs showing -ve wastage, wastage has been taken as zero for the purpose of vaccine consumption.



HFW/COVID Vaccine data/3rdMay 2021/2



(Release ID: 1715621) Visitor Counter : 15



Read this release in: Urdu , Hindi , Marathi , Bengali , Punjabi , Gujarati , Tamil , Telugu , Malayalam

