



Ministry of Health and Family Welfare

**Govt. of India has so far provided more 16.37 crore vaccine doses to States/UTs Free of Cost**

**More than 79 lakh doses are still available with the States/UTs to be administered**

**Nearly 17 Lakh doses in addition will be received by the States/UTs in the next 3 days**

Posted On: 01 MAY 2021 11:40AM by PIB Delhi

Government of India has at the forefront of the fight against the COVID19 pandemic. Vaccination forms an integral component of the five point strategy of Government of India to fight the pandemic (including Test, Track, Treat and COVID Appropriate Behaviour).

The Liberalised and Accelerated Phase 3 Strategy of Covid-19 Vaccination will be implemented from today (1st May 2021). Registration for the new eligible population groups has commenced since 28<sup>th</sup> April. Potential beneficiaries can either register directly on CoWIN portal ([cowin.gov.in](http://cowin.gov.in)) or through the Aarogya Setu app.

Government of India has so far provided nearly 16.37 crore vaccine doses (16,37,62,300) to States/UTs Free of Cost. Of this, the total consumption including wastages is 15,58,48,782 doses (as per data available at 8 am today).

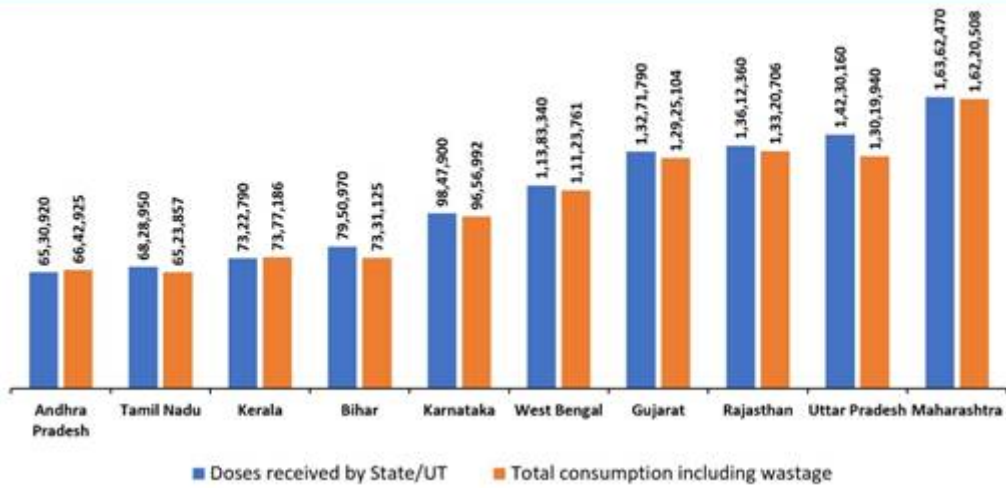
More than 79 lakh COVID Vaccine doses (79,13,518) are still available with the States/UTs to be administered.

Furthermore, more than 17 lakh (17,31,110) vaccine doses will be received in addition by the States/UTs within the next 3 days.



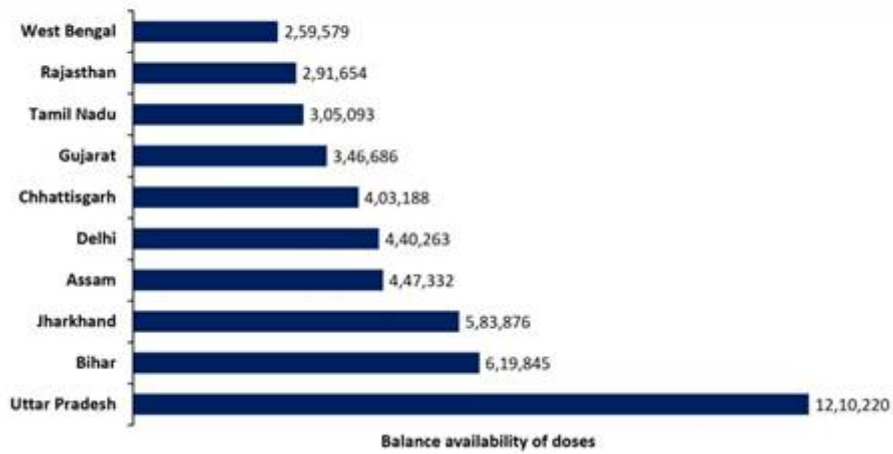
## Doses received and consumed by the states

(as on 01.05.2021, 8 am)



## Balance availability of doses with states

(as on 01.05.2021, 8 am)



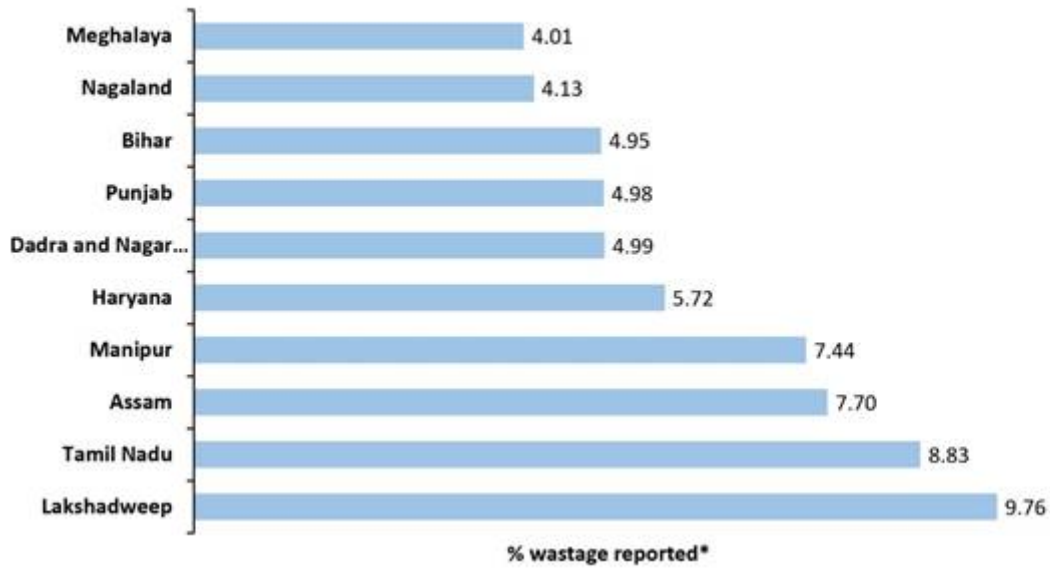
Status of COVID-19 Vaccine Distribution (combining both vaccine) to States/UTs as on 01.05.2021 at 08:00 AM							
Sl. No.	State/UTs	Projected mid-year population as on 1st October, 2020	Doses received by State/UT	% wastage reported*	Total consumption including wastage	Balance availability of doses	Total doses in pipeline supply
A	B	C	D	E	F	G	H
1	A&N Islands	4,00,000	1,91,470	-27.75	1,04,374	87,096	-
2	Andhra Pradesh	5,26,69,000	65,30,920	0.95	66,42,925	-1,12,005	-
3	Arunachal Pradesh	15,26,000	3,36,010	-0.65	2,41,483	94,527	-
4	Assam	3,48,87,000	31,39,220	7.70	26,91,888	4,47,332	-
5	Bihar	12,23,41,000	79,50,970	4.95	73,31,125	6,19,845	4,00,000
6	Chandigarh	12,02,000	2,90,930	3.46	2,15,961	74,969	-
7	Chhattisgarh	2,93,33,000	61,16,550	2.49	57,13,362	4,03,188	-
8	Dadra and Nagar Haveli	5,95,000	88,160	4.99	50,341	37,819	-
9	Daman and Diu	4,58,000	72,750	1.69	48,486	24,264	-
10	Delhi	2,04,14,000	38,47,310	3.96	34,07,047	4,40,263	-
11	Goa	15,55,000	4,14,370	-4.85	3,49,718	64,652	1,00,000
12	Gujarat	6,94,02,000	1,32,71,790	3.61	1,29,25,104	3,46,686	-
13	Haryana	2,93,14,000	42,02,220	5.72	39,86,545	2,15,675	3,00,000
14	Himachal Pradesh	73,74,000	20,31,690	-1.60	17,93,402	2,38,288	-
15	Jammu and Kashmir	1,33,65,000	23,81,840	0.58	23,61,962	19,878	1,00,000
16	Jharkhand	3,82,49,000	37,98,290	3.12	32,14,414	5,83,876	-
17	Karnataka	6,66,27,000	98,47,900	0.14	96,56,992	1,90,908	-
18	Kerala	3,54,13,000	73,22,790	-4.36	73,77,186	-54,396	-
19	Ladakh	2,96,000	2,26,030	2.08	1,10,818	1,15,212	-
20	Lakshadweep	68,000	45,710	9.76	25,643	20,067	-
21	Madhya Pradesh	8,40,40,000	89,24,720	3.21	83,47,482	5,77,238	2,80,000
22	Maharashtra	12,39,61,000	1,63,62,470	0.22	1,62,20,508	1,41,962	-
23	Manipur	31,49,000	4,17,730	7.44	2,70,434	1,47,296	-
24	Meghalaya	32,72,000	3,93,370	4.01	3,02,871	90,499	-
25	Mizoram	12,10,000	3,99,340	-8.49	2,56,096	1,43,244	-
26	Nagaland	21,82,000	3,26,440	4.13	2,07,379	1,19,061	-
27	Odisha	4,55,52,000	60,55,140	-2.20	58,57,731	1,97,409	-
28	Puducherry	15,57,000	3,97,130	1.61	2,01,027	1,96,103	-
29	Punjab	3,02,39,000	36,86,770	4.98	35,72,656	1,14,114	-
30	Rajasthan	7,88,61,000	1,36,12,360	2.24	1,33,20,706	2,91,654	2,00,000
31	Sikkim	6,73,000	3,03,400	0.42	2,04,826	98,574	-
32	Tamil Nadu	7,62,55,000	68,28,950	8.83	65,23,857	3,05,093	-
33	Telangana	3,75,99,000	48,96,700	0.52	48,06,220	90,480	-
34	Tripura	40,51,000	13,18,350	3.05	12,76,677	41,673	-
35	Uttar Pradesh	22,96,72,000	1,42,30,160	3.54	1,30,19,940	12,10,220	3,51,110
36	Uttarakhand	1,13,46,000	21,19,010	0.56	20,87,835	31,175	-
37	West Bengal	9,78,71,000	1,13,83,340	1.36	1,11,23,761	2,59,579	-
	<b>Total</b>	<b>1,35,69,78,000</b>	<b>16,37,62,300</b>		<b>15,58,48,782</b>	<b>79,13,518</b>	<b>17,31,110</b>

\*For the States/UTs showing -ve wastage, wastage has been taken as zero for the purpose of vaccine consumption.



**% wastage reported**

(as on 01.05.2021, 8 am)



As was prescribed in the Liberalised and Accelerated Phase-3 Strategy of Covid-19 Vaccination, all the States and UTs have been intimated by the Union Ministry of Health & Family Welfare regarding the total number of vaccine doses that they would receive as part of the “Government of India channel”, of the vaccine doses totally free of cost for the vaccination of 45 years and above beneficiaries.

The following table shows the vaccine doses that would be made available through the “Government of India channel” free of cost to all States/UTs.

**State/UT-wise allocation of Covishield and Covaxin vaccines through Govt of India for 1st fortnight of May 2021**



S. No.	State	Covishield	Covaxin
1	Andaman & Nicobar Islands	19,940	-
2	Andhra Pradesh	6,90,360	2,27,490
3	Arunachal Pradesh	36,510	-
4	Assam	2,53,960	83,690
5	Bihar	7,64,850	2,52,040
6	Chandigarh	32,210	-
7	Chhattisgarh	6,47,300	2,13,300
8	Dadra & Nagar Haveli	8,300	-
9	Daman & Diu	7,910	-
10	Delhi	3,73,760	1,23,170
11	Goa	54,620	-
12	Gujarat	12,48,700	4,11,490
13	Haryana	4,23,890	1,39,690
14	Himachal Pradesh	3,02,080	-
15	Jammu & Kashmir	3,84,700	-
16	Jharkhand	2,62,790	86,590
17	Karnataka	10,05,370	3,31,300
18	Kerala	6,84,070	2,25,430
19	Ladakh	15,260	-
20	Lakshadweep	4,160	-
21	Madhya Pradesh	8,71,290	2,87,120
22	Maharashtra	17,50,620	5,76,890
23	Manipur	31,590	-
24	Meghalaya	42,520	-
25	Mizoram	45,550	-
26	Nagaland	30,220	-
27	Odisha	5,88,010	1,93,770
28	Puducherry	29,890	-
29	Punjab	4,63,710	1,52,810
30	Rajasthan	12,92,460	4,42,390
31	Sikkim	31,600	-
32	Tamil Nadu	5,39,060	1,94,120
33	Telangana	6,28,760	2,07,200
34	Tripura	96,670	31,860
35	Uttar Pradesh	13,49,850	4,11,870
36	Uttarakhand	2,42,160	79,800
37	West Bengal	9,95,300	3,27,980

\*\*\*\*

MV

HFW/COVID Vaccine data/1<sup>st</sup> May 2021/2

(Release ID: 1715269) Visitor Counter : 8

Read this release in: Marathi , Hindi , Gujarati , Odia , Tamil

