



Ministry of Health and Family Welfare

Maharashtra, Punjab, Karnataka, Madhya Pradesh, Tamil Nadu and Gujarat continue to report high Daily New Cases

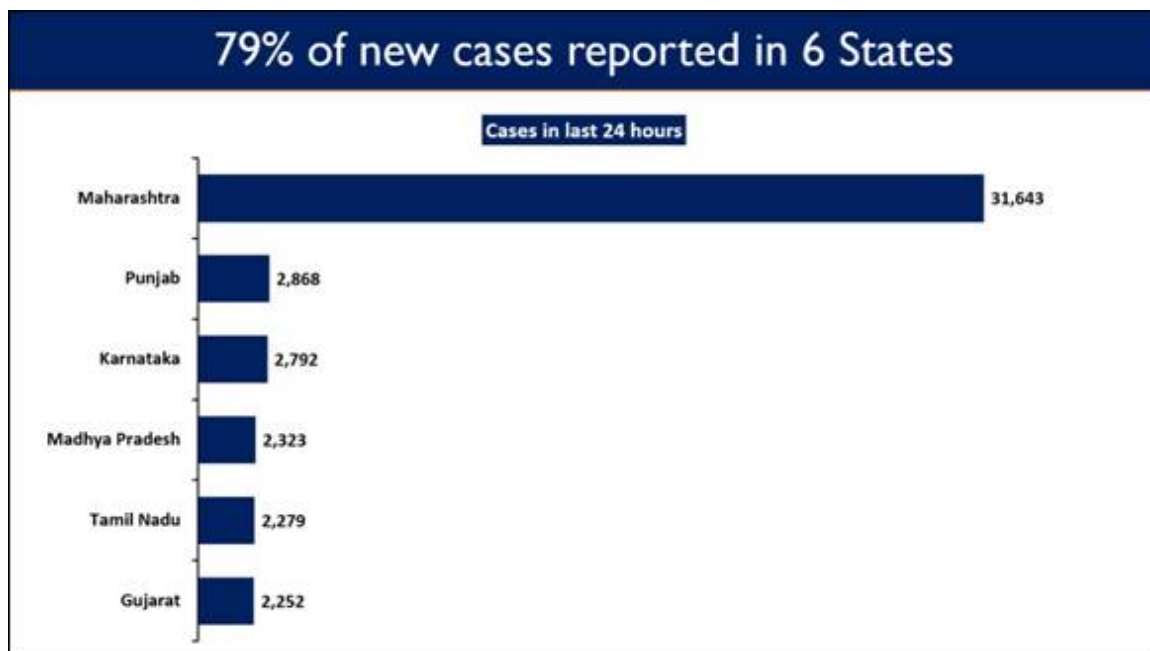
Over 6.1 cr vaccine doses administered across the country

Posted On: 30 MAR 2021 11:40AM by PIB Delhi

Six States, Maharashtra, Punjab, Karnataka, Madhya Pradesh, Tamil Nadu and Gujarat, continue to report a surge in the COVID daily new cases. **78.56%** of the new cases are reported from these 6 states.

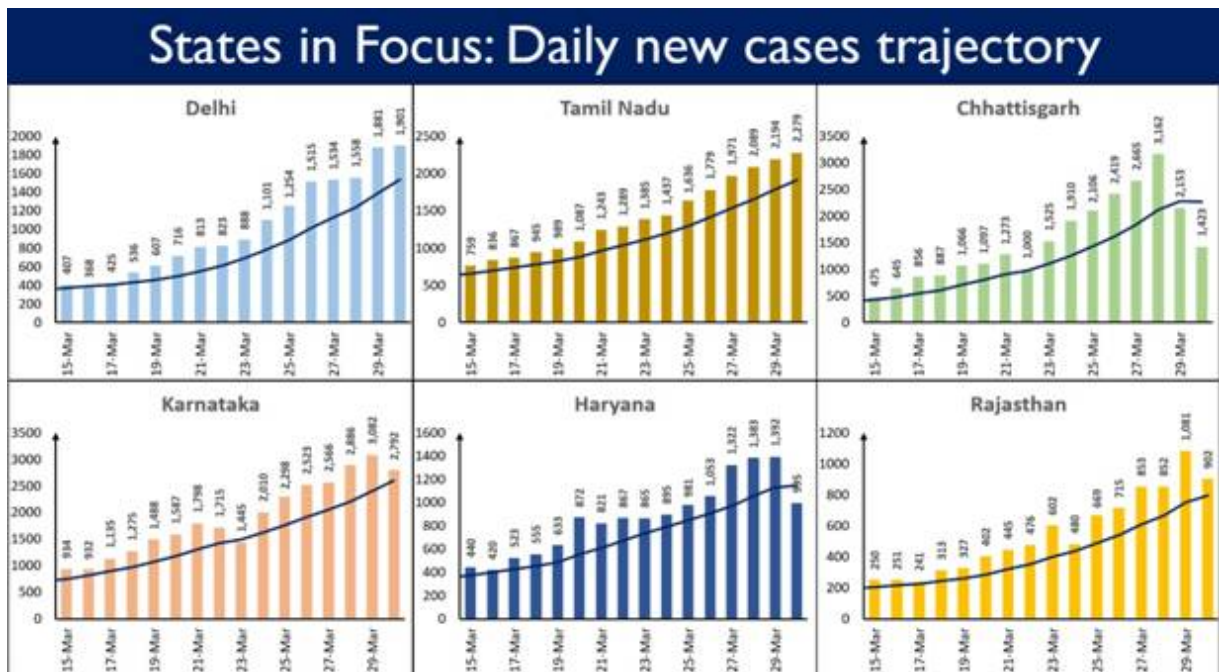
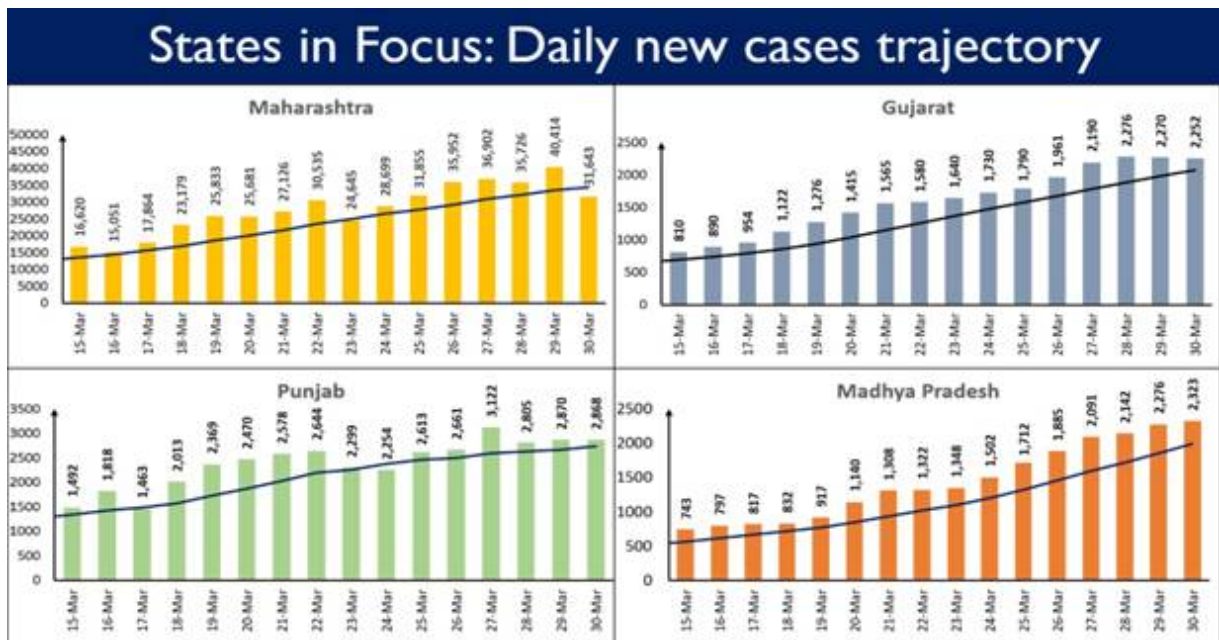
56,211 new cases were registered in the last 24 hours.

Maharashtra has reported the highest daily new cases at 31,643. It is followed by Punjab with 2,868 while Karnataka reported 2,792 new cases.



Ten States, as shown under, are displaying an upward trajectory in daily new cases.



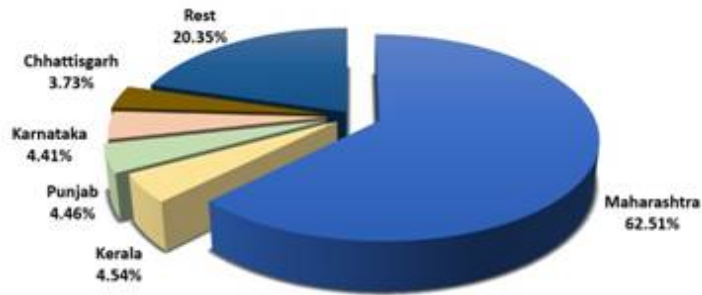


India’s total Active Caseload has reached **5,40,720 today**. India’s present active caseload now stands at **4.47%** of India’s total Positive Cases. A net incline of 18,912 cases recorded from the total active caseload in the last 24 hours.

Maharashtra, Kerala, Punjab, Karnataka and Chhattisgarh cumulatively account for 79.64% of the total active cases in the country. Maharashtra leads with more than 62% of the active caseload of the country.



5 States account for 80% of total active cases in the country



Top 5 Districts (Punjab)

SAS Nagar	3,344
Jalandhar	3,230
Ludhiana	2,889
Amritsar	2,840
Patiala	2,606

Top 5 Districts (Chhattisgarh)

Durg	7,620
Raipur	5,173
Rajnandgaon	1,164
Bilaspur	948
Bemetara	684

Top 5 Districts (Maharashtra)

Pune	59,475
Mumbai	46,248
Nagpur	45,322
Thane	35,264
Nashik	26,553

On the other hand, more than **6.11 cr (6,11,13,354)** vaccine doses have been administered through 10,07,091 sessions, as per the provisional report till 7 am today. These include **81,74,916 HCWs** (1st dose), **51,88,747 HCWs** (2nd dose), **89,44,742 FLWs** (1st dose) and **37,11,221 FLWs** (2nd Dose), **68,72,483** (1st Dose) and 405 (2nd dose) beneficiaries aged more than 45 years with specific co-morbidities and **2,82,19,257** (1st Dose) and **1583** (2nd dose) beneficiaries aged more than 60 years.

HCWs		FLWs		45 to <60 years with Co-morbidities		Over 60 years		Total
1 st Dose	2 nd Dose	1 st Dose	2 nd Dose	1 st Dose	2 nd dose	1 st Dose	2 nd Dose	
81,74,916	51,88,747	89,44,742	37,11,221	68,72,483	405	2,82,19,257	1583	6,11,13,354

As on Day-73 of the vaccination drive (29th March, 2021), total **5,82,919** vaccine doses were given. Out of which, 5,51,164 beneficiaries were vaccinated across 14,608 sessions for 1st dose and 31,755 beneficiaries received 2nd dose of vaccine.

Date: 29th March, 2021

HCWs	FLWs	45 to < 60 years with Co-morbidities	Over 60 years	Total Achievement
------	------	--------------------------------------	---------------	-------------------



1 st Dose	2 nd Dose	1 st Dose	2 nd Dose	1 st Dose	2 nd Dose	1 st Dose	2 nd Dose	1 st Dose	2 nd Dose
17,919	10,682	32,629	19,085	1,41,260	405	3,59,356	1,583	5,51,164	31,755

India's cumulative recoveries stand at **1,13,93,021** today. The national Recovery Rate is **94.19%**.
37,028 recoveries were registered in the last 24 hours.

MV/SJ
HFW/COVID States data/30thMarch2021/1

(Release ID: 1708375) Visitor Counter : 1

Read this release in: Urdu , Hindi , Marathi , Gujarati , Tamil

