



Ministry of Health and Family Welfare

Maharashtra, Karnataka, Punjab, Madhya Pradesh, Gujarat, Kerala, Tamil Nadu and Chhattisgarh report high Daily New Cases

Vaccination Coverage has crossed 6 cr across the country

Posted On: 29 MAR 2021 11:17AM by PIB Delhi

Eight States, Maharashtra, Karnataka, Punjab, Madhya Pradesh, Gujarat, Kerala, Tamil Nadu and Chhattisgarh have reported high number of COVID daily new cases. **84.5%** of the new cases are reported from these 8 states.

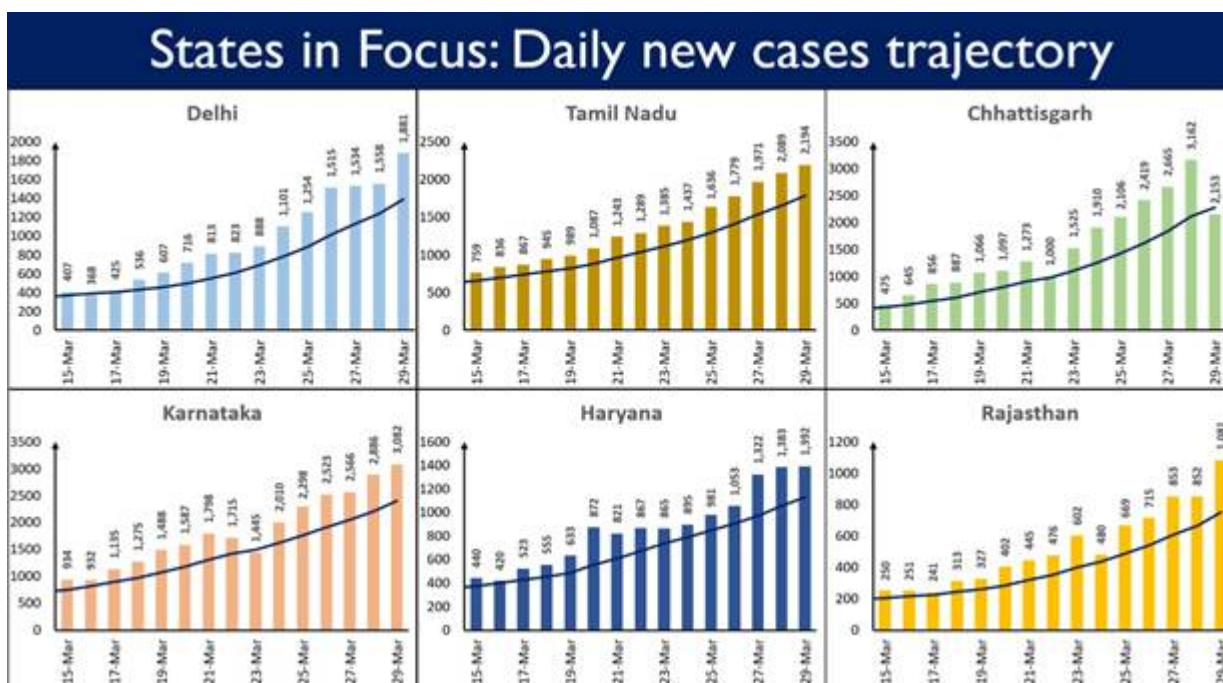
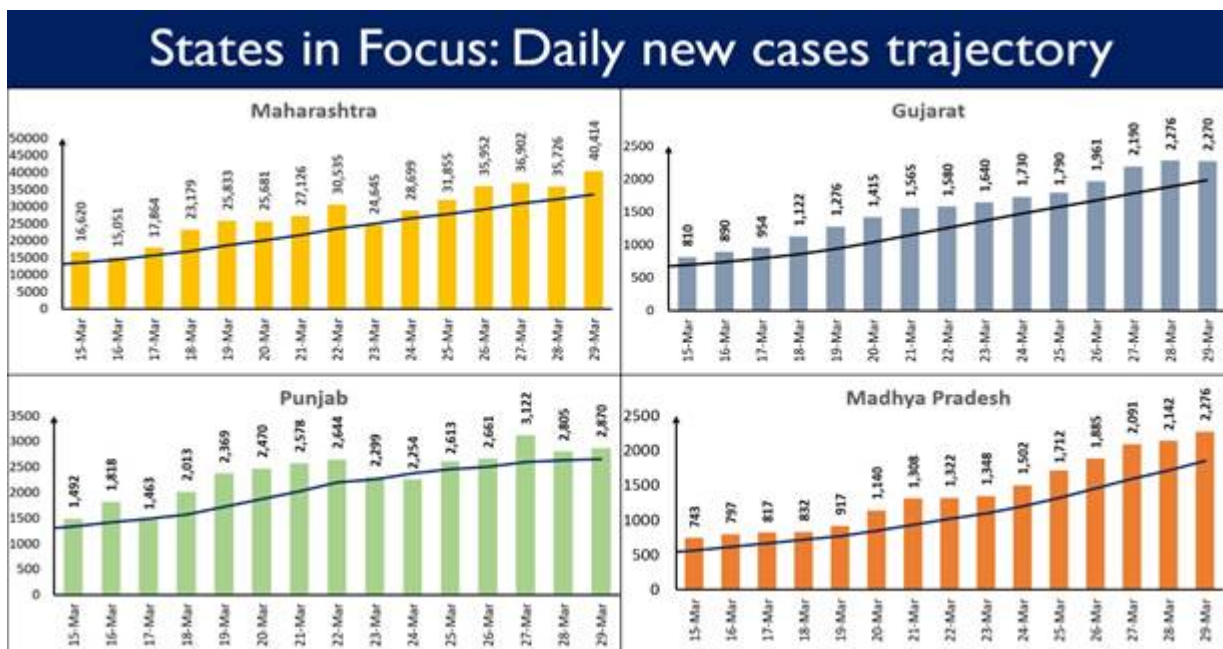
68,020 new cases were registered in the last 24 hours.

Maharashtra has reported the highest daily new cases at 40,414. It is followed by Karnataka with 3,082 while Punjab reported 2,870 new cases.



Ten States, as under, are displaying an upward trajectory in daily new cases.



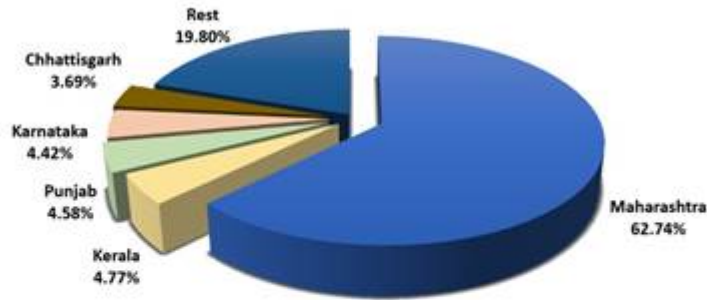


India's total Active Caseload has reached **5,21,808 today**. India's present active caseload now stands at **4.33%** of India's total Positive Cases. A net incline of 35,498 cases recorded from the total active caseload in the last 24 hours.

Five States, Maharashtra, Kerala, Punjab, Karnataka and Chhattisgarh cumulatively account for 80.17% of the total active cases in the country.



5 States account for 80% of total active cases in the country



Top 5 Districts (Punjab)

Jalandhar	3,308
SAS Nagar	3,301
Ludhiana	2,853
Amritsar	2,666
Patiala	2,565

Top 5 Districts (Chhattisgarh)

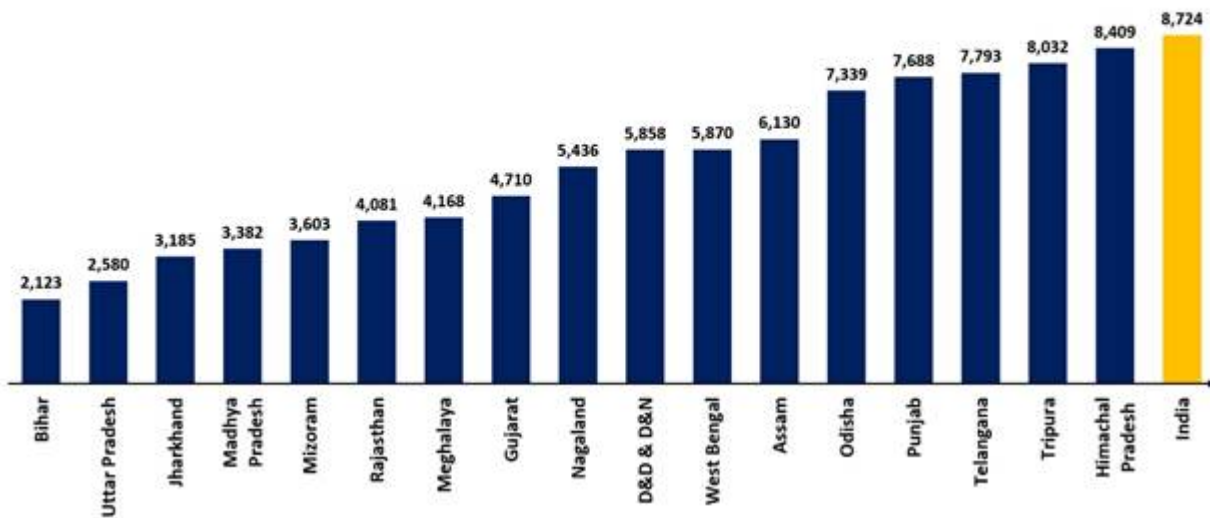
Durg	7,212
Raipur	4,953
Rajnandgaon	1,094
Bilaspur	911
Bemetara	650

Top 5 Districts (Maharashtra)

Pune	62,022
Mumbai	43,599
Nagpur	42,232
Thane	32,780
Nashik	26,538

Seventeen States/UTs have lower cases per million than the national average (8,724).

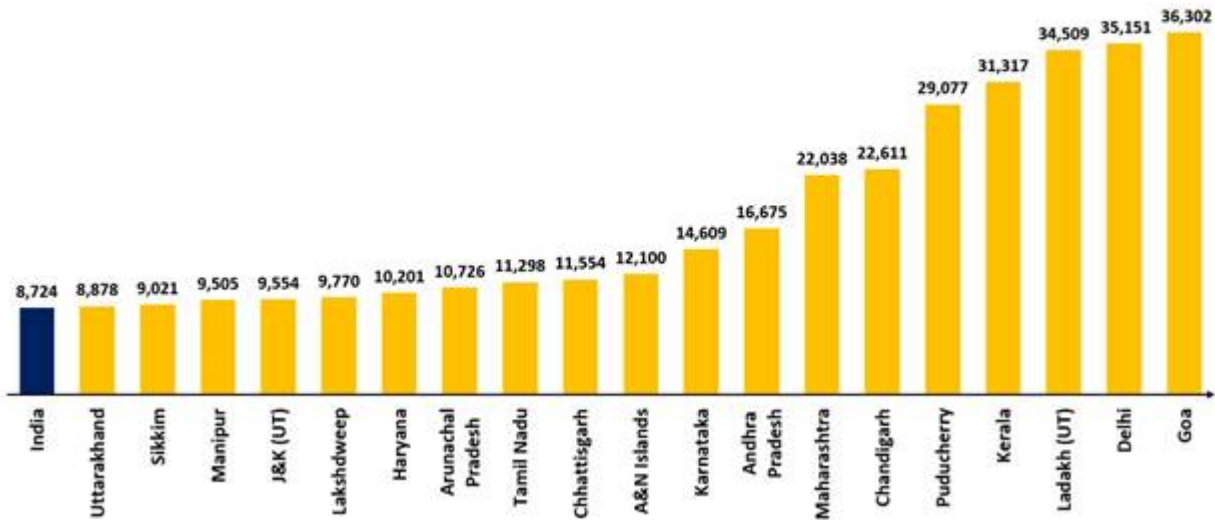
17 states & UTs cases per million lower than national average



Nineteen States/UTs have higher cases per million than the national average.



19 states & UTs cases per million higher than national average



On the other hand, the total vaccination coverage in India has **crossed 6 crores**.

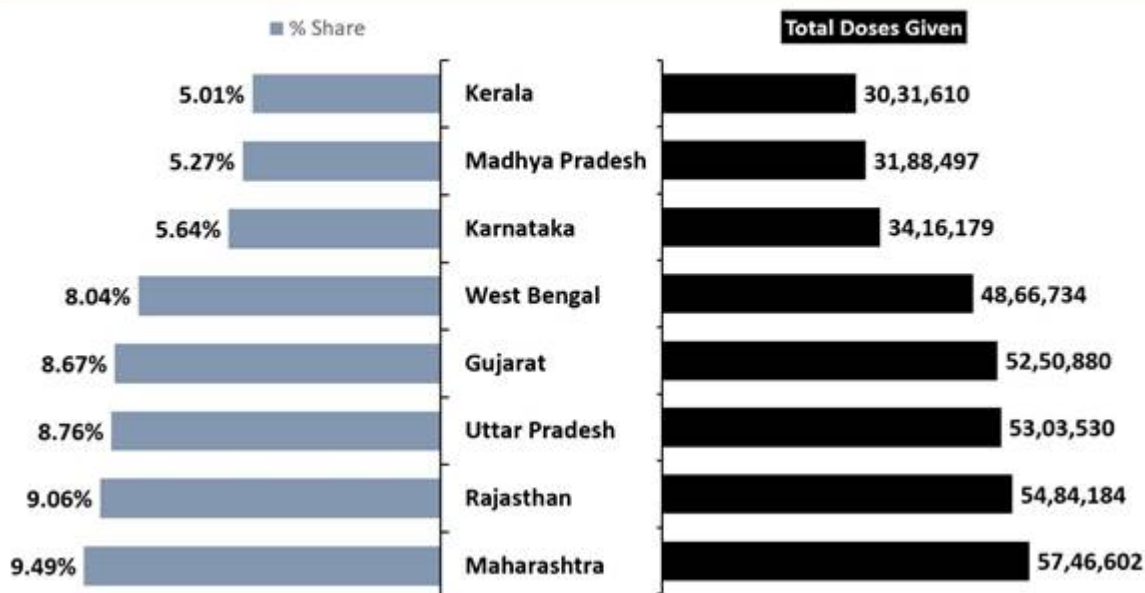
More than **6.05 cr (6,05,30,435)** vaccine doses have been administered through 9,92,483 sessions, as per the provisional report till 7 am today. These include **81,56,997 HCWs (1st dose)**, **51,78,065 HCWs (2nd dose)**, **89,12,113 FLWs (1st dose)** and **36,92,136 FLWs (2nd Dose)**, **67,31,223** beneficiaries aged more than 45 years with specific co-morbidities (1st Dose) and **2,78,59,901** beneficiaries aged more than 60 years.

HCWs		FLWs		45 to <60 years with Co-morbidities	Over 60 years	Total
1 st Dose	2 nd Dose	1 st Dose	2 nd Dose	1 st Dose	1 st Dose	
81,56,997	51,78,065	89,12,113	36,92,136	67,31,223	2,78,59,901	6,05,30,435

Eight States account for 60% of the cumulative vaccine doses given so far in India.



60% of cumulative doses given so far, are in 8 States



As on Day-72 of the vaccination drive (28th March, 2021), total **2,60,653** vaccine doses were given. Out of which, 2,18,798 beneficiaries were vaccinated across 7,465 sessions for 1st dose and 41,855 HCWs and FLWs received 2nd dose of vaccine.

Date:28th March,2021

HCWs		FLWs		45to<60yearswithCo-morbidities	Over60years	Total Achievement	
1 st Dose	2 nd Dose	1 st Dose	2 nd Dose	1 st Dose	1 st Dose	1 st Dose	2 nd Dose
4,189	2,468	22,067	39,387	57,561	1,34,981	2,18,798	41,855

India's cumulative recoveries stand at **1,13,55,993** today. The national Recovery Rate is **94.32%**.

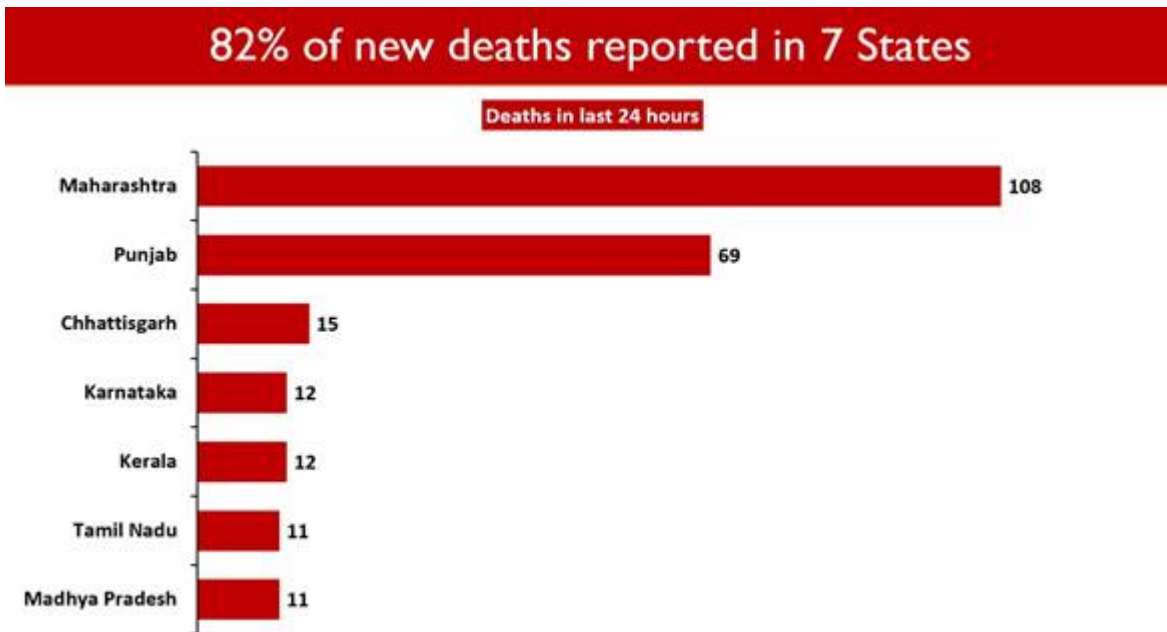
32,231 recoveries were registered in the last 24 hours.

Maharashtra has reported the maximum number of single day recoveries with 17,874 newly recovered cases.

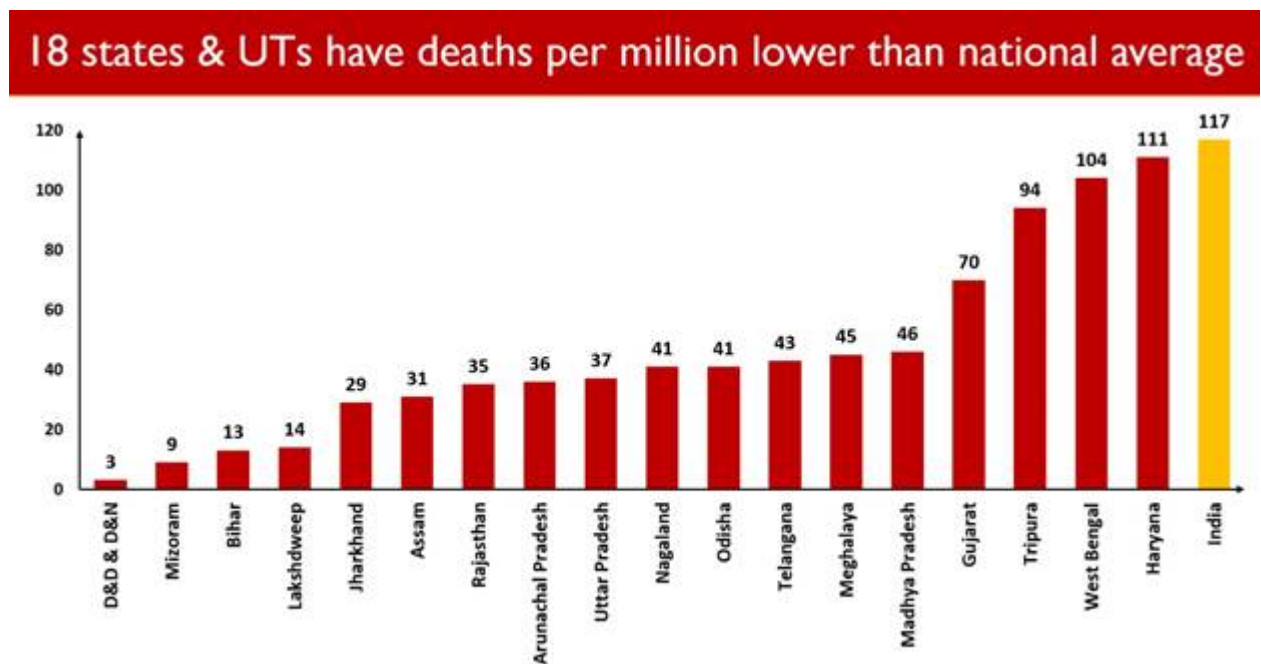


291 deaths were reported in the last 24 hours.

Seven States account for **81.79%** of the new deaths. Maharashtra saw the maximum casualties (108). Punjab follows with 69 daily deaths.



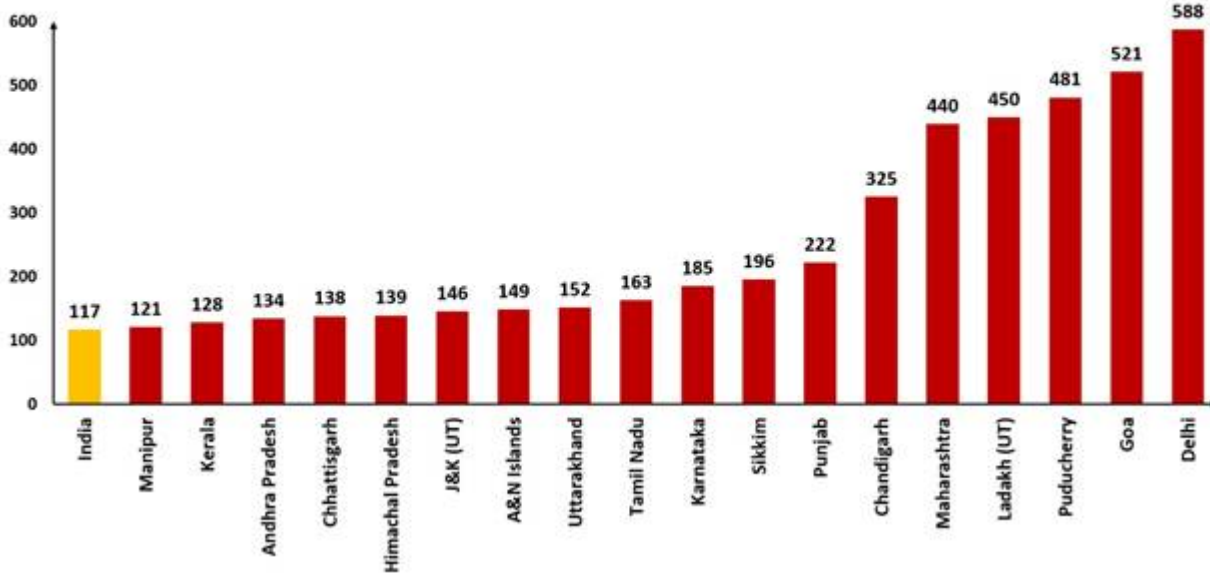
Eighteen States/UTs have lower deaths per million than the national average (117).



Similarly, eighteen States/UTs have higher deaths per million than the national average.



18 states & UTs have deaths per million higher than national average



Fifteen States/UTs have not reported any COVID19 deaths in the last 24 hours. These are Assam, Uttarakhand, Odisha, Puducherry, Ladakh (UT), D&D & D&N, Lakshadweep, Manipur, Tripura, Sikkim, Meghalaya, Mizoram, A&N Islands, Nagaland and Arunachal Pradesh.

MV

HFW/COVID States data/29thMarch2021/1

(Release ID: 1708246) Visitor Counter : 1

Read this release in: Hindi , Urdu , Marathi , Bengali , Gujarati , Tamil , Malayalam

