

With 80% of Daily New Cases, Maharashtra, Punjab, Chhattisgarh, Karnataka, Gujarat and Madhya Pradesh continue to exhibit a spike

India is second globally with total vaccination coverage more than 5.8 cr

Maharashtra, Rajasthan, Uttar Pradesh and Gujarat have crossed total of 5 million doses administered

Posted On: 27 MAR 2021 11:19AM by PIB Delhi

Six States, Maharashtra, Punjab, Chhattisgarh, Karnataka, Gujarat and Madhya Pradesh continue to report a surge in the COVID daily new cases. **79.57%** of the new cases are reported from these 6 states.

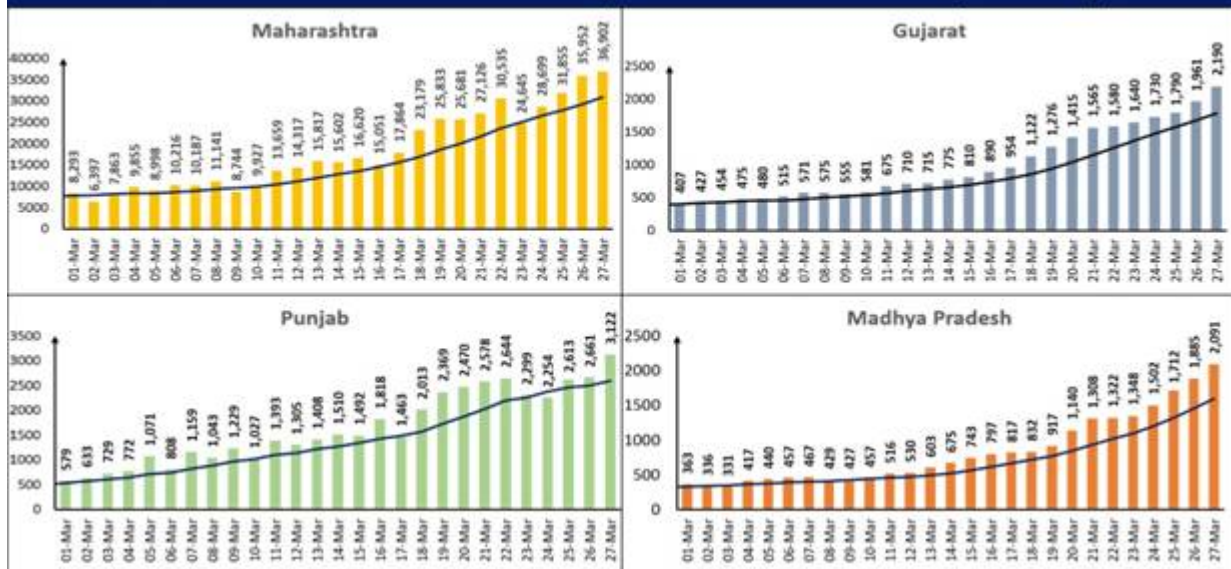
62,258 new cases were registered in the last 24 hours.

Maharashtra has reported the highest daily new cases at 36,902. It is followed by Punjab with 3,122 while Chhattisgarh reported 2,665 new cases.

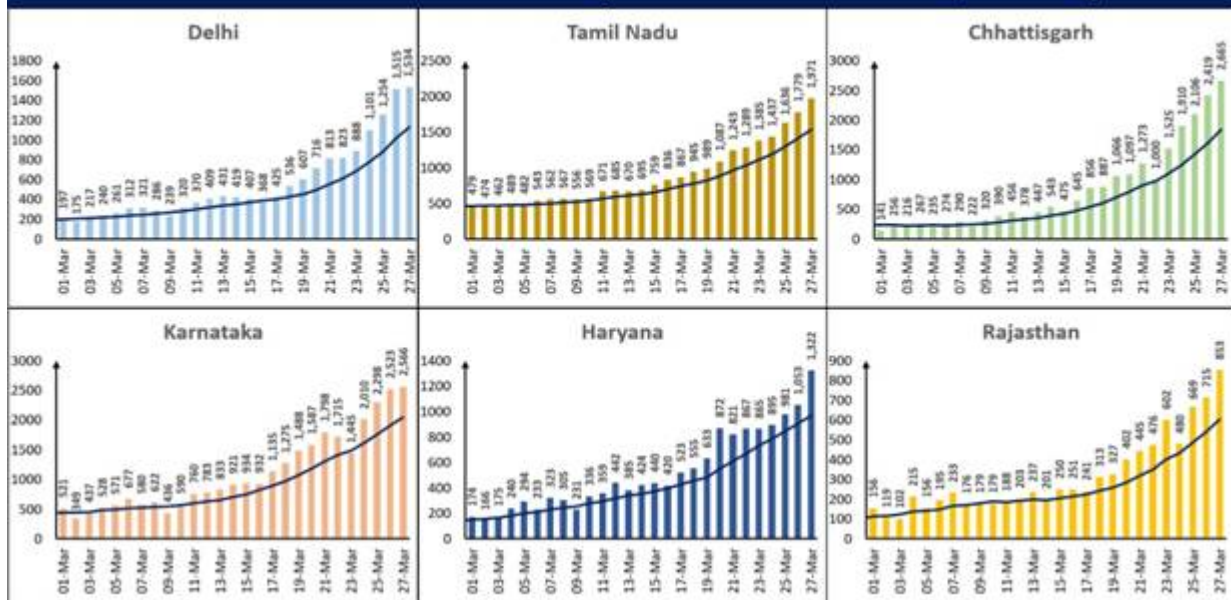


Ten states, as outlined under, are displaying an upward trajectory in daily new cases.

States in Focus: Daily new cases trajectory



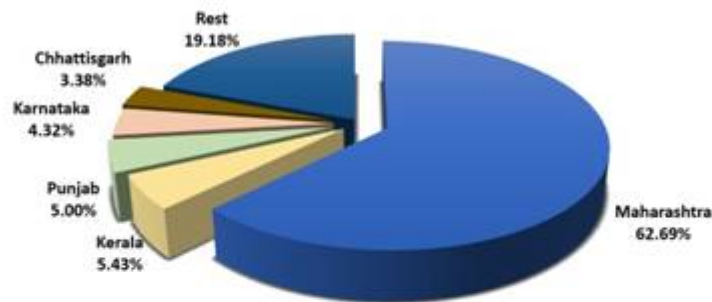
States in Focus: Daily new cases trajectory



India's total Active Caseload has reached **4,52,647 today**. The present active caseload now stands at **3.8%** of India's total Positive Cases. A net incline of 31,581 cases recorded from the total active caseload in the last 24 hours.

Maharashtra, Kerala and Punjab cumulatively account for 73% of the total active cases in the country.

3 States account for 73% of total active cases in the country



Top 5 Districts (Punjab)

Jalandhar	3,109
SAS Nagar	3,064
Ludhiana	2,568
Patiala	2,405
Amritsar	2,313

Top 5 Districts (Chhattisgarh)

Durg	5,724
Raipur	4,139
Rajnandgaon	725
Bilaspur	724
Bemetara	489

Top 5 Districts (Maharashtra)

Pune	52,340
Nagpur	38,348
Mumbai	36,404
Thane	27,474
Nashik	20,568

On the other hand, the total vaccination coverage in India has crossed 5.8-crore.

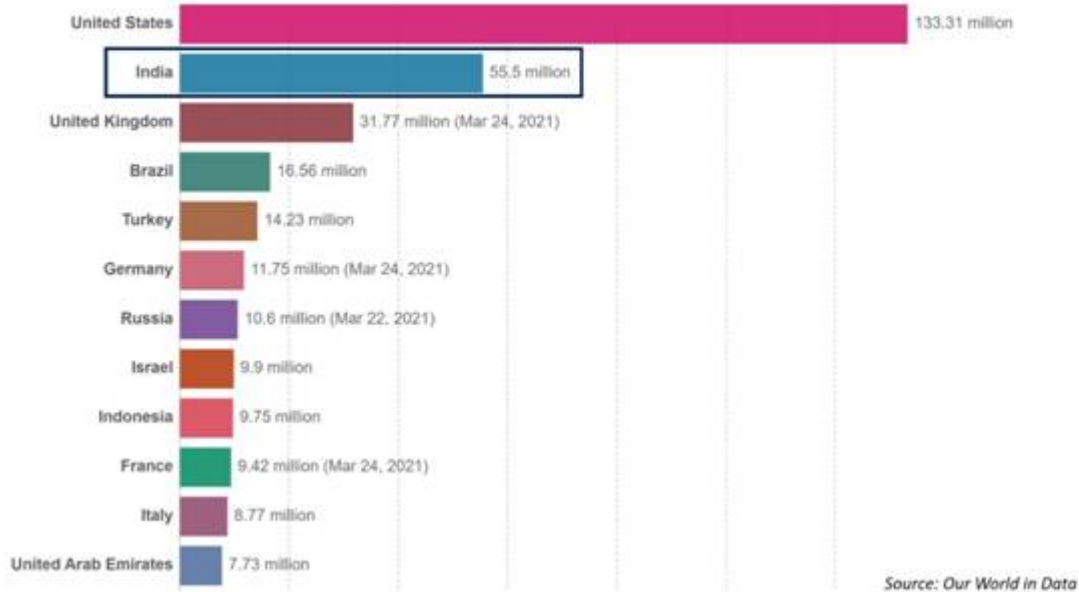
More than 5.81 cr (5,81,09,773) vaccine doses have been administered through 9,45,168 sessions, as per the provisional report till 7 am today. These include 80,96,687 HCWs (1st dose), 51,44,011 HCWs (2nd dose), 87,52,566 FLWs (1st dose) and 35,39,144 FLWs (2nd Dose), 61,72,032 beneficiaries aged more than 45 years with specific co-morbidities (1st Dose) and 2,64,05,333 beneficiaries aged more than 60 years.

HCWs		FLWs		45 to <60 years with Co-morbidities	Over 60 years	Total
1 st Dose	2 nd Dose	1 st Dose	2 nd Dose	1 st Dose	1 st Dose	
80,96,687	51,44,011	87,52,566	35,39,144	61,72,032	2,64,05,333	5,81,09,773

India stands second in the world in terms of the number of vaccine doses administered (as on 25th March, 2021).

COVID-19 vaccine doses administered

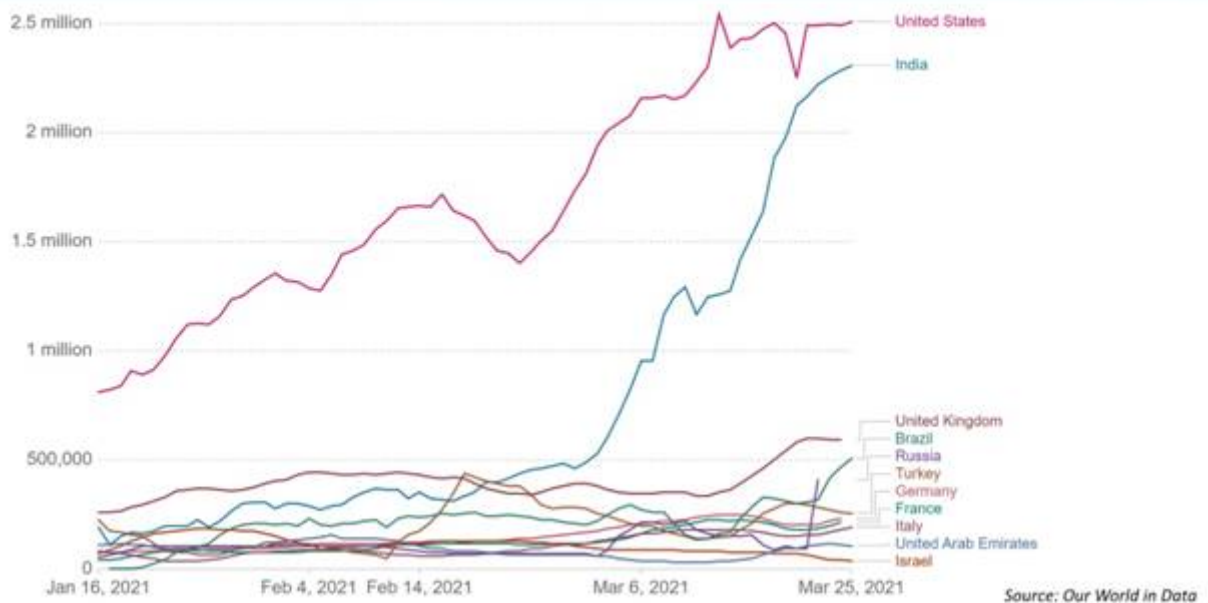
(25th Mar, 2021)



The graph below gives a comparison of the pace of vaccination drive in India and other countries

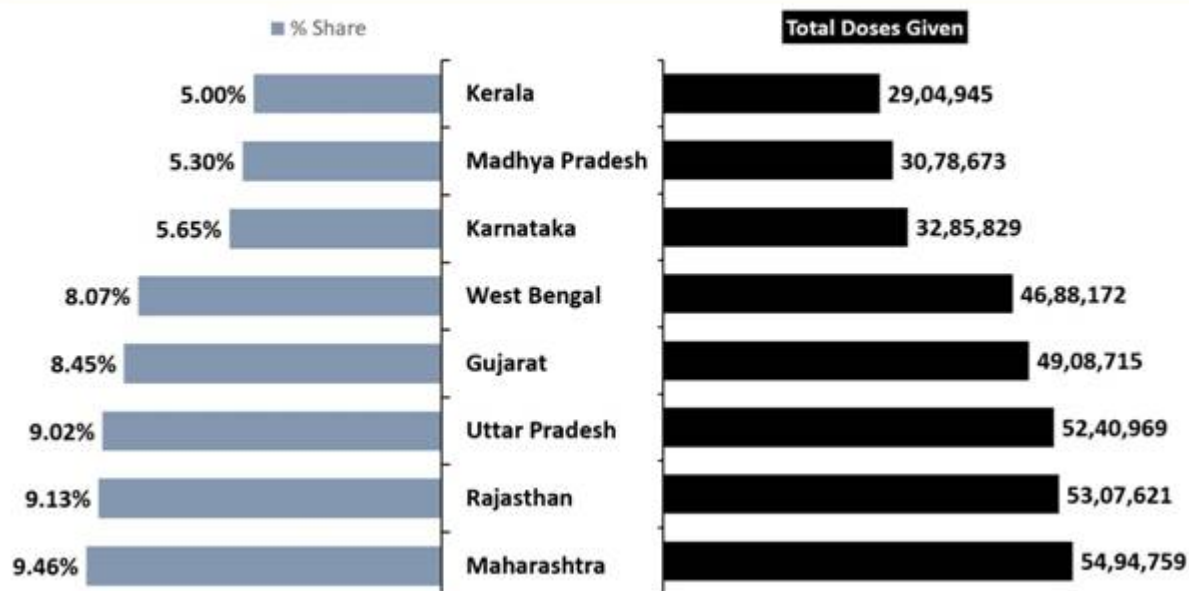
COVID-19 vaccine daily doses administered

(7 day moving average)



Eight States account for 60% of the cumulative vaccine doses given so far in India. Maharashtra, Rajasthan, Uttar Pradesh and Gujarat have crossed the benchmark of 5 million vaccinations.

60% of cumulative doses given so far, are in 8 States



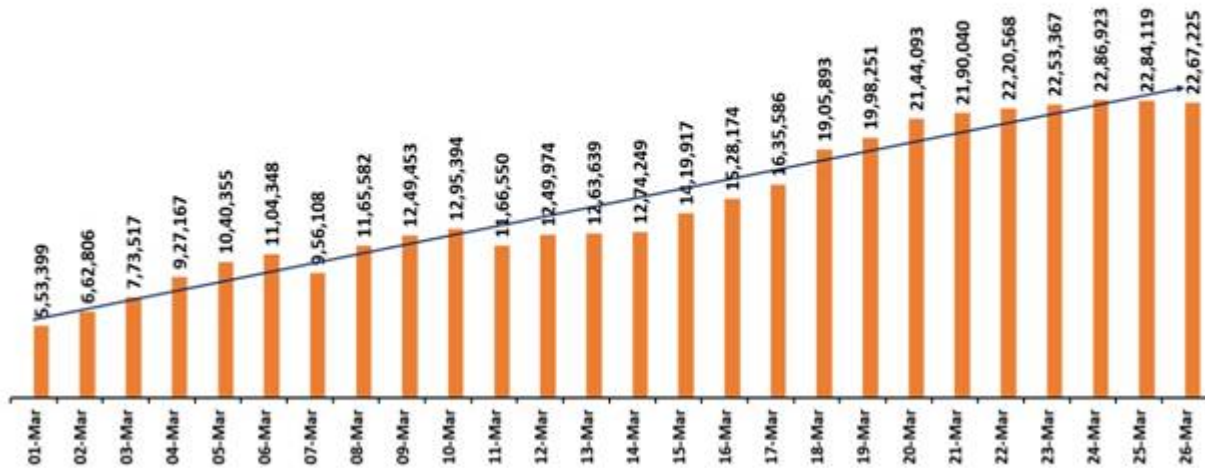
As on Day-70 of the vaccination drive (26th March, 2021), total 26,05,333 vaccine doses were given. Out of which, 24,25,146 beneficiaries were vaccinated across 43,281 sessions for 1st dose and 1,80,187 HCWs and FLWs received 2nd dose of vaccine.

Date:26 th March,2021							
HCWs		FLWs		45to<60y earswith Co- morbidity es	Over60ye ars	Total Achievement	
1 st Dose	2 nd Dose	1 st Dose	2 nd Dose	1 st Dose	1 st Dose	1 st Dose	2 nd Dose
62,140	39,613	1,52,585	1,40,574	5,72,260	16,38,161	24,25,146	1,80,187

The average daily doses being administered show a steady increase.

Average daily doses administered

(7 day moving average)



India's cumulative recoveries stand at **1,12,95,023** today. The national Recovery Rate is **94.84%**.

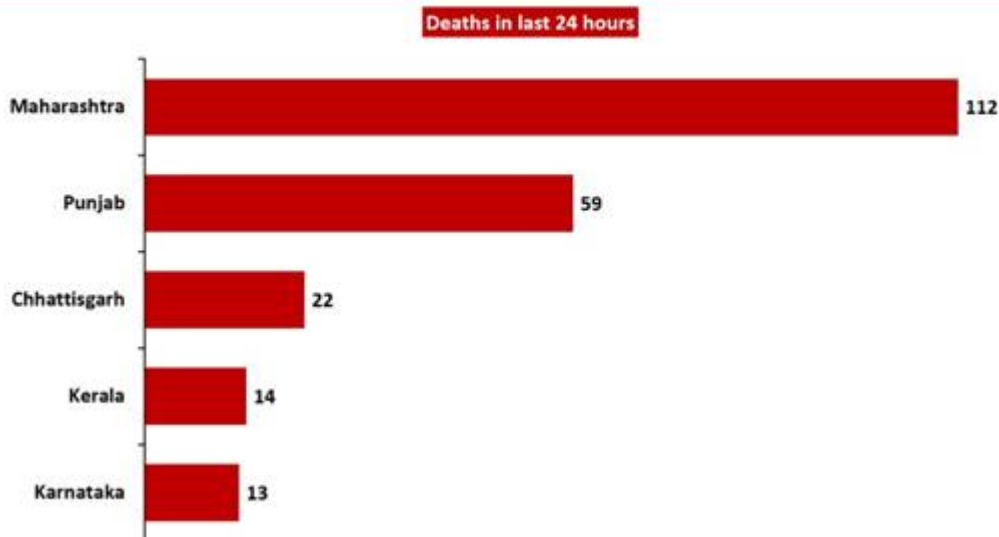
30,386 recoveries were registered in the last 24 hours.

Maharashtra has reported the maximum number of single day recoveries with 17,019 newly recovered cases.

291 deaths were reported in the last 24 hours.

Five States account for **75.6%** of the new deaths. Maharashtra saw the maximum casualties (112). Punjab follows with 59 daily deaths.

76% of new deaths reported in 5 States



Fourteen States/UTs have not reported any COVID19 deaths in the last 24 hours. These are Assam, Odisha, Puducherry, Ladakh (UT), D&D & D&N, Lakshadweep, Manipur, Tripura, Sikkim, Meghalaya, Mizoram, A&N Islands, Nagaland and Arunachal Pradesh.

MV/SJ

(Release ID: 1708008)