



Ministry of Health and Family Welfare

Maharashtra, Punjab, Kerala, Karnataka, Chhattisgarh and Gujarat report a hike; account for 81% of Daily New COVID Cases

Over 5.31 Cr Vaccine doses administered across the country

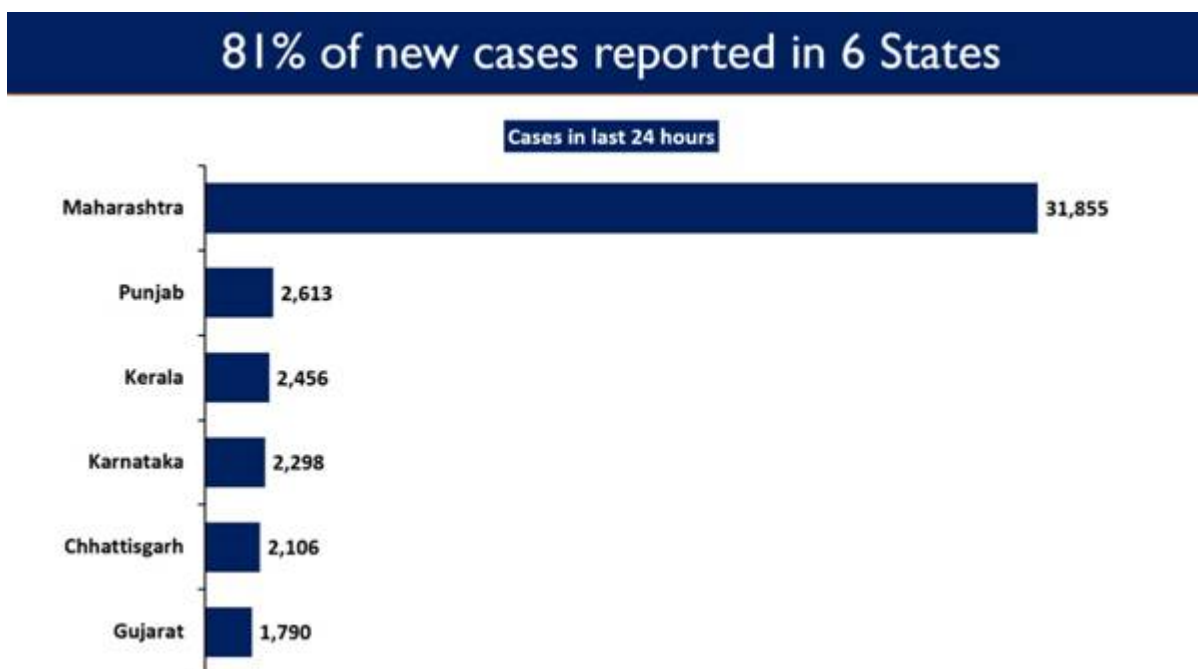
More than 23 Lakh doses given in the last 24 hours

Posted On: 25 MAR 2021 11:32AM by PIB Delhi

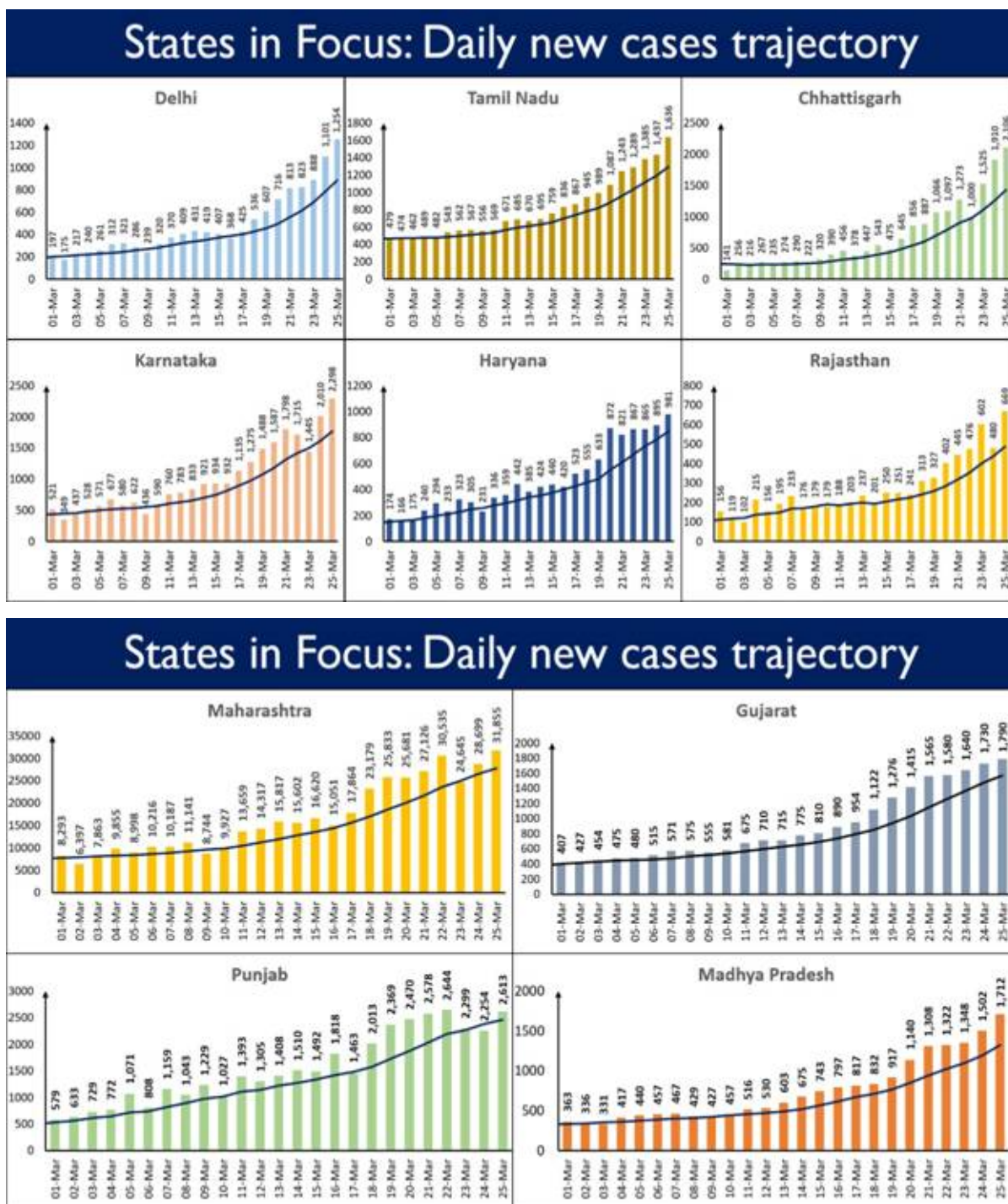
Six States, Maharashtra, Punjab, Kerala, Karnataka, Chhattisgarh and Gujarat, are reporting a surge in daily new cases. They together account for **80.63% of the new cases** reported in last 24 hours.

53,476 new cases were reported in the last 24 hours.

Maharashtra continues to report the highest daily new cases at 31,855 (59.57%). It is followed by Punjab with 2,613 while Kerala reported 2,456 new cases.



Ten states, as highlighted here, are displaying an upward trajectory in daily new cases.

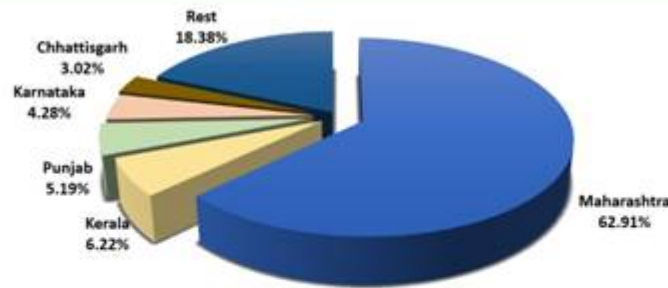


India's total Active Caseload stands at **3.95 lakh (3,95,192)** today, comprising **3.35%** of the total positive cases. A net incline of **26,735** cases is recorded from the total active caseload in the last 24 hours.

Three states, Maharashtra, Kerala and Punjab, account for 74.32% of total active cases in the country. Maharashtra alone accounts for **62.91%** of the total active cases in the country.



3 States account for 74% of total active cases in the country



Top 5 Districts (Punjab)

SAS Nagar	2,704
Jalandhar	2,587
Ludhiana	2,289
Patiala	2,214
Amritsar	1,983

Top 5 Districts (Kerala)

Ernakulam	2,807
Kannur	2,455
Pathanamthitta	2,221
Palakkad	2,065
Kasaragod	2,061

Top 5 Districts (Maharashtra)

Pune	49,036
Nagpur	34,016
Mumbai	29,395
Thane	24,567
Aurangabad	16,175

Over **5.31Cr (5,31,45,709)** vaccine doses have been administered through 8,61,292 sessions, as per the provisional report till 7 am today.

These include 79,80,849 HCWs (1st dose), 50,61,790 HCWs (2nd dose), 84,78,478 FLWs (1st dose) and 3 2,37,381 FLWs (2nd Dose), 51,31,949 beneficiaries aged more than 45 years with specific co-morbidities (1st Dose) and 2,32,55,262 beneficiaries aged more than 60 years.

HCWs		FLWs		45 to <60 years with Co-morbidities	Over 60 years	Total
1 st Dose	2 nd Dose	1 st Dose	2 nd Dose	1 st Dose	1 st Dose	
79,80,849	50,61,790	84,78,478	32,37,381	51,31,949	2,32,55,262	5,31,45,709

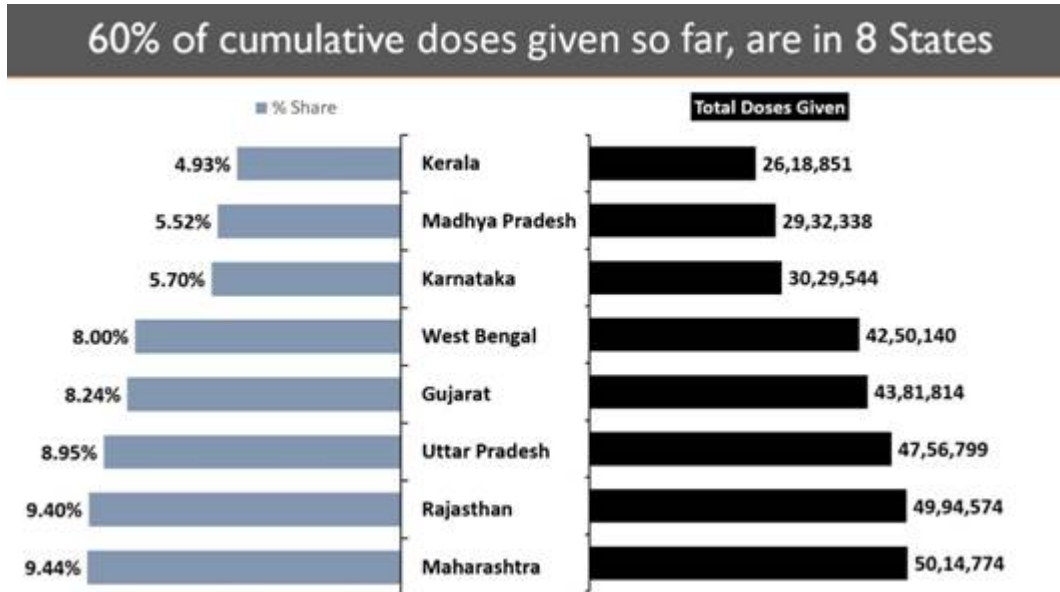
As on Day-68 of the vaccination drive (24th March, 2021), more than **23 lakh (23,03,305)** vaccine doses were given. Out of which, 21,13,323 beneficiaries were vaccinated across 38,243 sessions for 1st dose and 1,89,982 HCWs and FLWs received 2nd dose of vaccine.

Date: 24th March, 2021



HCWs		FLWs		45to<60 years with Co- morbidity	Over 60years	Total Achievement	
1 st Dose	2 nd Dose	1 st Dose	2 nd Dose	1 st Dose	1 st Dose	1 st Dose	2 nd Dose
62,761	41,344	1,16,351	1,48,638	4,32,773	15,01,438	21,13,323	1,89,982

60% of the cumulative doses (**5,31,45,709**) have been given in eight states, as outlined below.



India's cumulative recoveries stand at **1,12,31,650** today. The national Recovery Rate is **95.28%**.

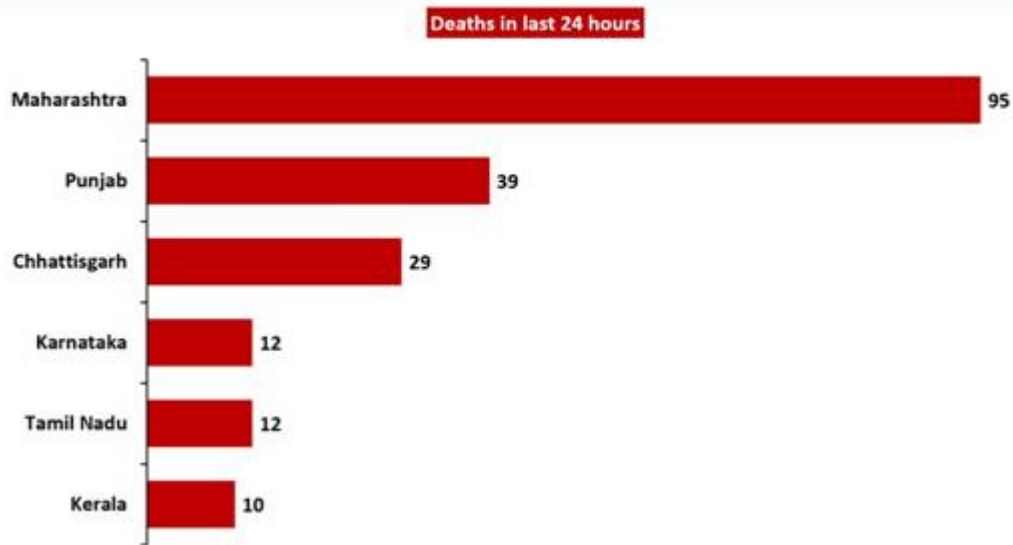
26,490 recoveries were registered in the last 24 hours. The gap between total recovered cases and the active cases stands at **10,836,458** today.

251 deaths were reported in the last 24 hours.

Six States account for **78.49%** of the daily deaths. Maharashtra saw the maximum casualties (95). Punjab follows with 39 daily deaths and Chhattisgarh reported 29 deaths in the last 24 hours.



78% of new deaths reported in 6 States



Fourteen States/UTs have not reported any COVID19 deaths in the last 24 hours. These are J&K (UT), Goa, Uttarakhand, Odisha, Lakshadweep, D&D & D&N, Ladakh (UT), Sikkim, Tripura, Meghalaya, Mizoram, A&N Islands, Arunachal Pradesh and Nagaland.

MV/SJ

HFW/COVID States data/25thMarch2021/1

(Release ID: 1707450) Visitor Counter : 1

Read this release in: Malayalam

