



Ministry of Health and Family Welfare

India's total Vaccination Coverage has surpassed 5 cr Doses

More than 23 lakh vaccine doses given in the last 24 hours

Maharashtra, Punjab, Karnataka, Chhattisgarh and Gujarat report a spike in Daily New Cases

Posted On: 24 MAR 2021 11:04AM by PIB Delhi

India has crossed a significant milestone in the fight against the global pandemic. The cumulative number of COVID19 vaccine doses administered in the country has crossed 5 crore.

5,08,41,286 vaccine doses have been administered through **8,23,046** sessions, as per the provisional report till 7 am today.

These include **79,17,521 HCWs** (1st dose), **50,20,695 HCWs** (2nd dose), **83,62,065 FLWs** (1st dose) and **30,88,639 FLWs** (2nd Dose), **47,01,894** beneficiaries aged more than 45 years with specific co-morbidities (1st Dose) and **2,17,50,472** beneficiaries aged more than 60 years.

| HCWs | | FLWs | | 45 to < 60 years with Co-morbidities | Over 60 years | Total |
|----------------------|----------------------|----------------------|----------------------|--------------------------------------|----------------------|-------------|
| 1 st Dose | 2 nd Dose | 1 st Dose | 2 nd Dose | 1 st Dose | 1 st Dose | |
| 79,17,521 | 50,20,695 | 83,62,065 | 30,88,639 | 47,01,894 | 2,17,50,472 | 5,08,41,286 |

As on Day-67 of the vaccination drive (23rd March, 2021), **23,46,692** vaccine doses were given.

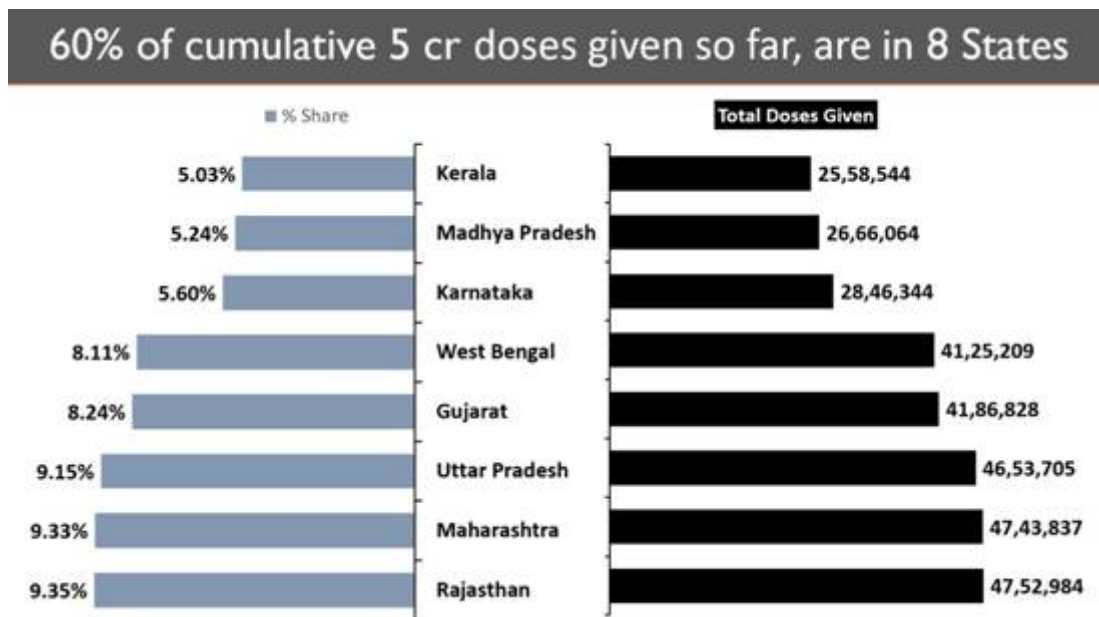
Of the total, 21,00,799 beneficiaries were vaccinated for 1st dose and 2,45,893 HCWs and FLWs received 2nd dose of vaccine.

Date: 23rd March, 2021



| HCWs | | FLWs | | 45 to < 60 years with Co- morbidity | Over 60 years | Total Achievement | |
|----------------------|----------------------|----------------------|----------------------|---|----------------------|----------------------|----------------------|
| 1 st Dose | 2 nd Dose | 1 st Dose | 2 nd Dose | 1 st Dose | 1 st Dose | 1 st Dose | 2 nd Dose |
| 57,942 | 60,731 | 1,19,938 | 1,85,162 | 4,03,584 | 15,19,335 | 21,00,799 | 2,45,893 |

Eight States account for 60% of the cumulative vaccine doses given so far.



Five States of Maharashtra, Punjab, Karnataka, Chhattisgarh and Gujarat are reporting a surge in the COVID daily new cases. These states account for 77.44% of the new cases.

47,262 new cases were registered in the last 24 hours.

Six states cumulatively account for **81.65%** of the new cases reported in the past 24 hours. Maharashtra has reported the highest daily new cases at 28,699. It is followed by Punjab with 2,254 while Karnataka reported 2,010 new cases.

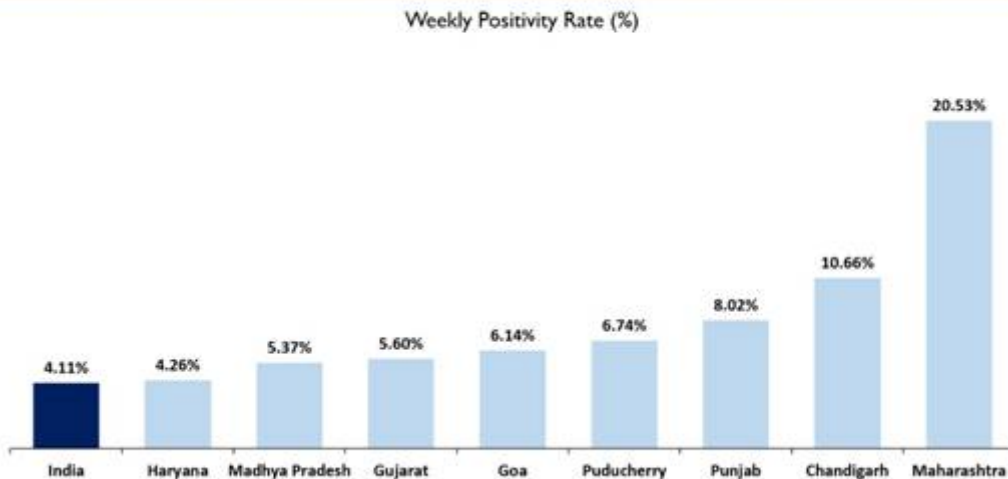


82% of new cases reported in 6 States



Eight States have reported a higher weekly positivity rate than the national average (4.11%). Maharashtra leads with a weekly positivity rate of 20.53%.

8 States/UTs have weekly positivity rate more than the national average



India's total Active Caseload has reached **3,68,457 today**, comprising **3.14%** of the total Positive Cases. A net incline of 23,080 cases recorded from the total active caseload in the last 24 hours.

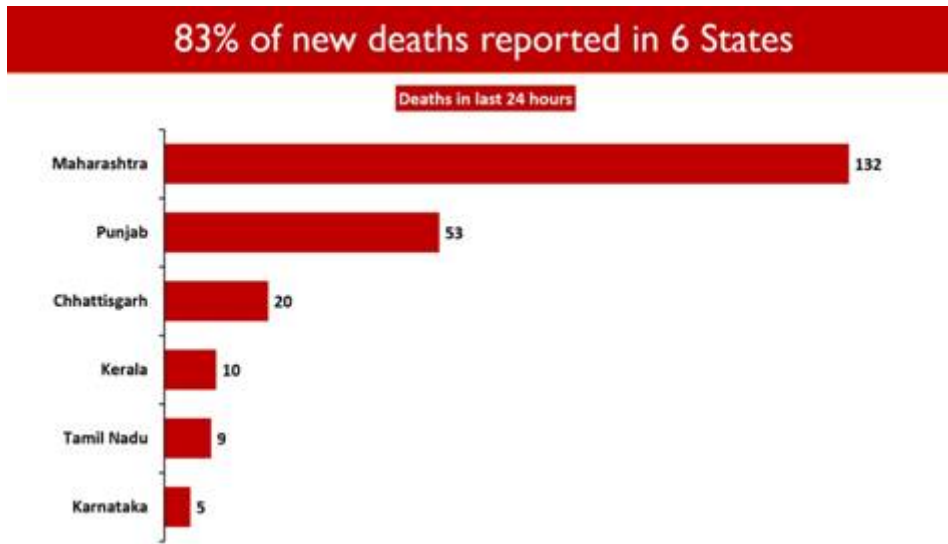
India's cumulative recoveries stand at **1,12,05,160** today. The national Recovery Rate is **95.49%**.

23,907 recoveries were registered in the last 24 hours.

275 deaths were reported in the last 24 hours.

Six States account for **83.27%** of the new deaths. Maharashtra saw the maximum casualties (132). Punjab follows with 53 daily deaths and Chhattisgarh reported 20 deaths in the last 24 hours.





Twelve States/UTs have not reported any COVID19 deaths in the last 24 hours. These are Odisha, Lakshadweep, Ladakh (UT), Manipur, D&N & D&N, Meghalaya, Mizoram, Sikkim, Tripura, A&N Islands, Nagaland and Arunachal Pradesh.

MV/SJ

HFV/COVID States data/24thMarch2021/1

(Release ID: 1707151) Visitor Counter : 117

Read this release in: Marathi

