



Ministry of Health and Family Welfare

# More than 23 crore COVID tests conducted across the country

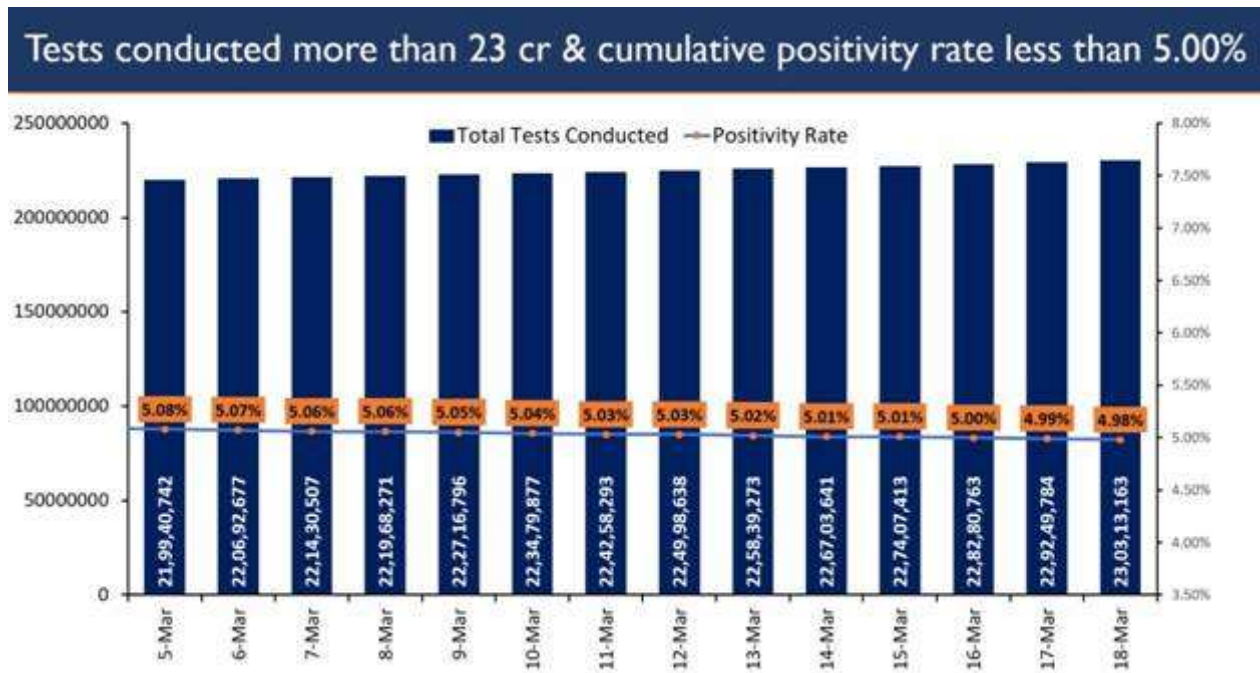
## Over 3.7 cr Vaccine Doses administered

## More than 20 Lakh vaccine doses given in the last 24 hours

Posted On: 18 MAR 2021 11:53AM by PIB Delhi

The number of COVID tests conducted across the country has crossed 23 cr today. **23,03,13,163** have been conducted as on date.

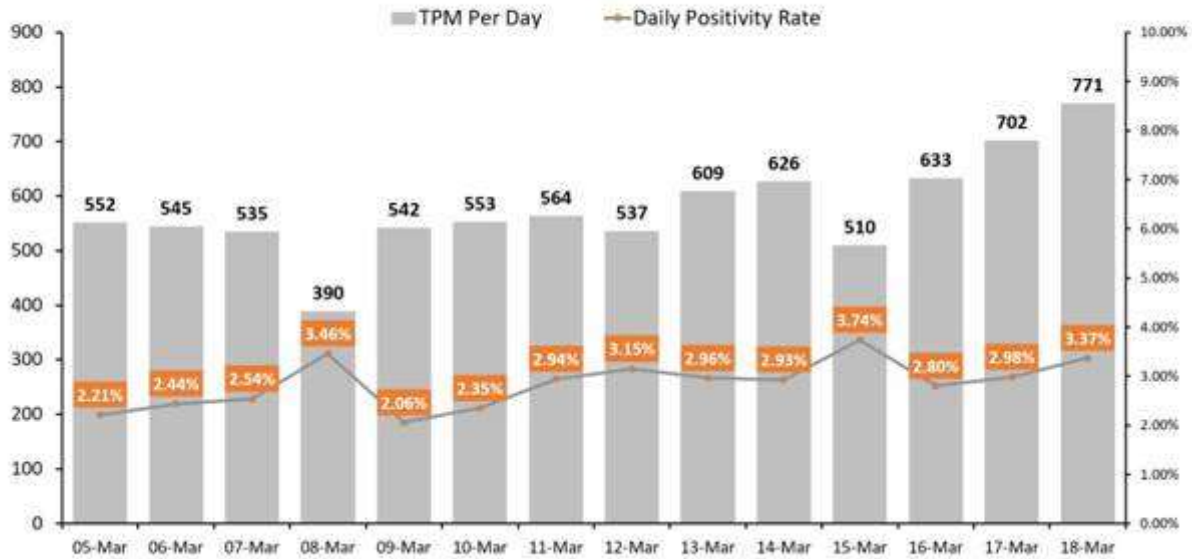
The cumulative national Positivity Rate continues to remain less than 5.00%. It stands at 4.98% today.



India's tests per day per million population are more than 140 and the daily positivity rate is 3.37%, as of today.



## Tests per million per day more than 140 & daily positivity rate remains below 5%



On the other hand, India is fast approaching total vaccination coverage of **4 cr.**

3,71,43,255 vaccine doses have been administered through 6,15,267 sessions, as per the provisional report till 7 am today.

These include 75,68,844 HCWs (1st dose), 46,32,940 HCWs (2nd dose), 77,16,084 FLWs (1<sup>st</sup> dose) and 19,09,528 FLWs (2<sup>nd</sup> Dose), 24,57,179 beneficiaries aged more than 45 years with specific co-morbidities (1<sup>st</sup> Dose) and 1,28,58,680 beneficiaries aged more than 60 years.

HCWs		FLWs		45 to <60 years with Co-morbidities	Over 60 years	Total
1 <sup>st</sup> Dose	2 <sup>nd</sup> Dose	1 <sup>st</sup> Dose	2 <sup>nd</sup> Dose	1 <sup>st</sup> Dose	1 <sup>st</sup> Dose	
75,68,844	46,32,940	77,16,084	19,09,528	24,57,179	1,28,58,680	3,71,43,255

More than 20 lakh (**20,78,719**) vaccine doses were administered on day-61 of the vaccination drive (17<sup>th</sup> March, 2021).

Of the total, 17,38,750 beneficiaries were vaccinated across 28,412 sessions for 1<sup>st</sup> dose (HCWs and FLWs) and 3,39,969 HCWs and FLWs received 2<sup>nd</sup> dose of vaccine.

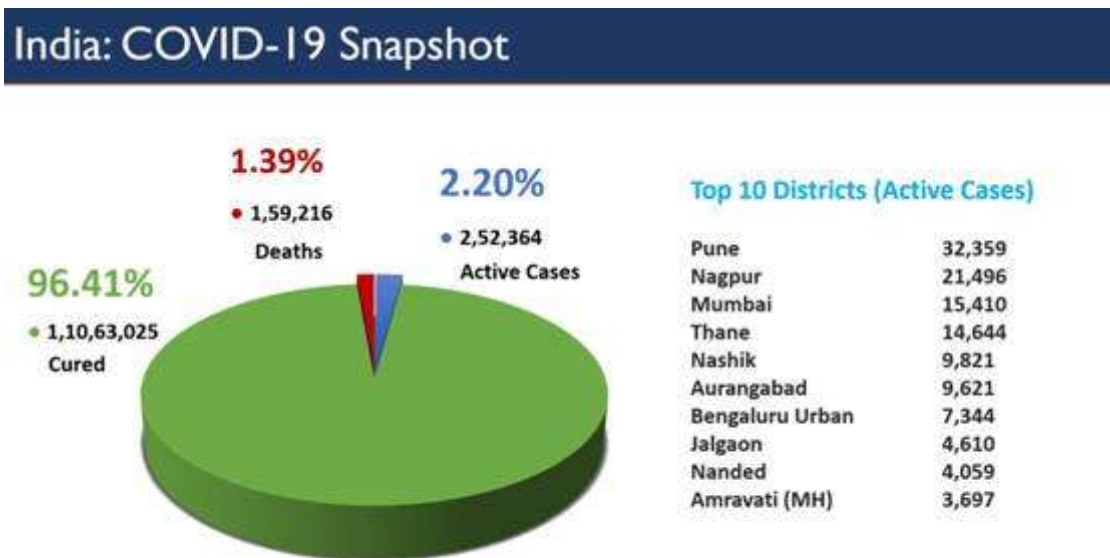
**Date:17<sup>th</sup> March,2021**



HCWs		FLWs		45to<60yearswithCo-morbidities	Over60years	Total Achievement	
1 <sup>st</sup> Dose	2 <sup>nd</sup> Dose	1 <sup>st</sup> Dose	2 <sup>nd</sup> Dose	1 <sup>st</sup> Dose	1 <sup>st</sup> Dose	1 <sup>st</sup> Dose	2 <sup>nd</sup> Dose
62,689	78,085	1,16,054	2,61,884	2,90,771	12,69,236	17,38,750	3,39,969

India's total Active Caseload has reached **2,52,364 today**, comprising **2.20%** of the total Positive Cases. A net incline of 17,958 cases recorded from the total active caseload in the last 24 hours.

The graph below gives a snapshot of the COVID19 scenario in India.



Five States of Maharashtra, Punjab, Karnataka, Gujarat and Tamil Nadu continue to report a surge in the COVID daily new cases. **79.54% of the new cases are from these five states.**

**35,871** new cases were registered in the last 24 hours.

Maharashtra has reported the highest daily new cases at 16,620 (accounting for **63.21%** of the daily new cases). It is followed by Kerala with 1,792 while Punjab reported 1,492 new cases.

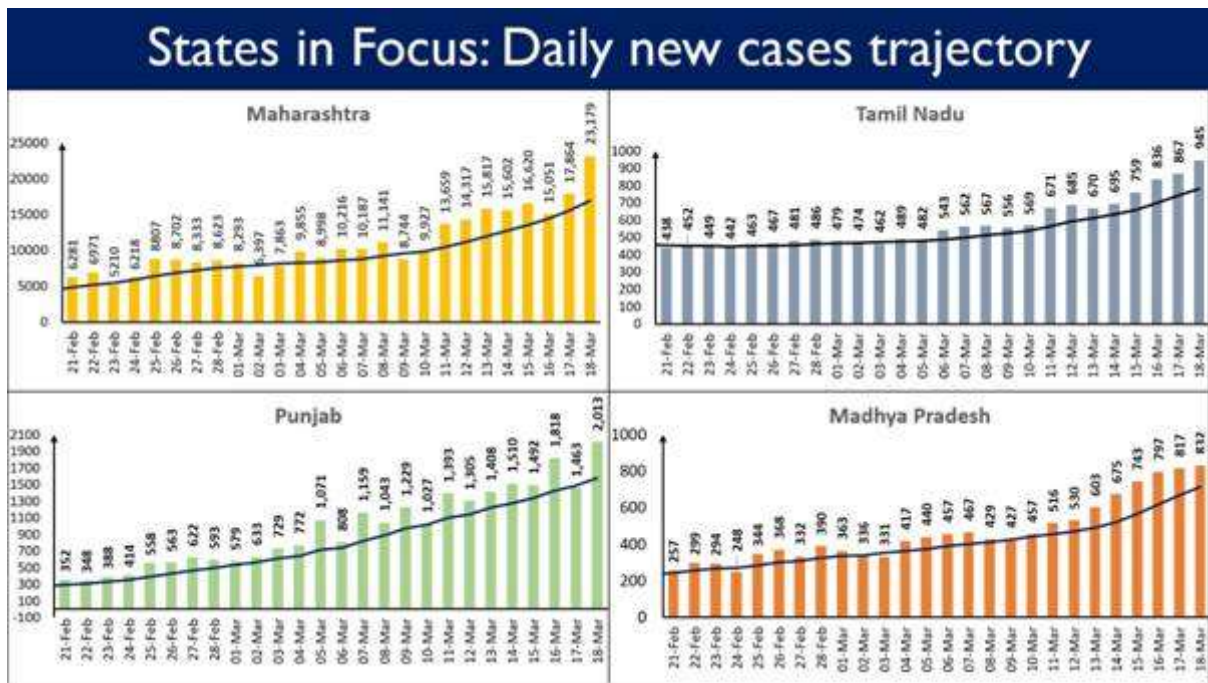


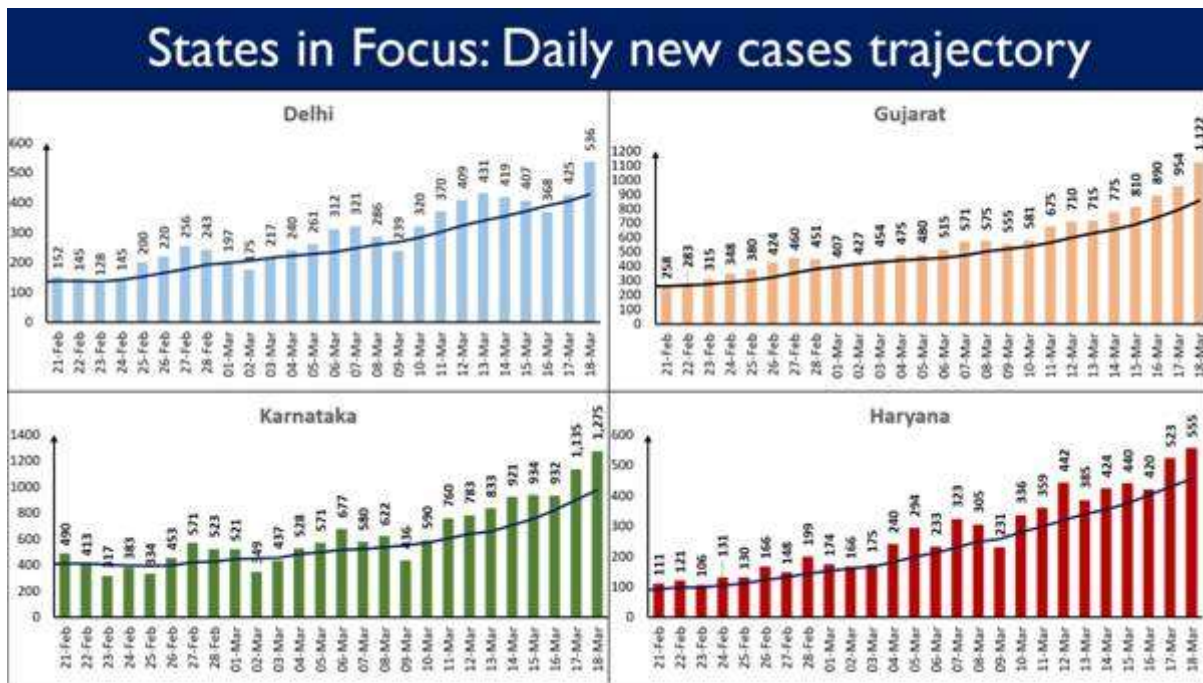
# 85% of new cases reported in 6 States



A rising trajectory of daily new cases is visible in eight states. These are Maharashtra, Tamil Nadu, Punjab, Madhya Pradesh, Delhi, Gujarat, Karnataka and Haryana.

Kerala is reporting a consistently declining trend over last one month.

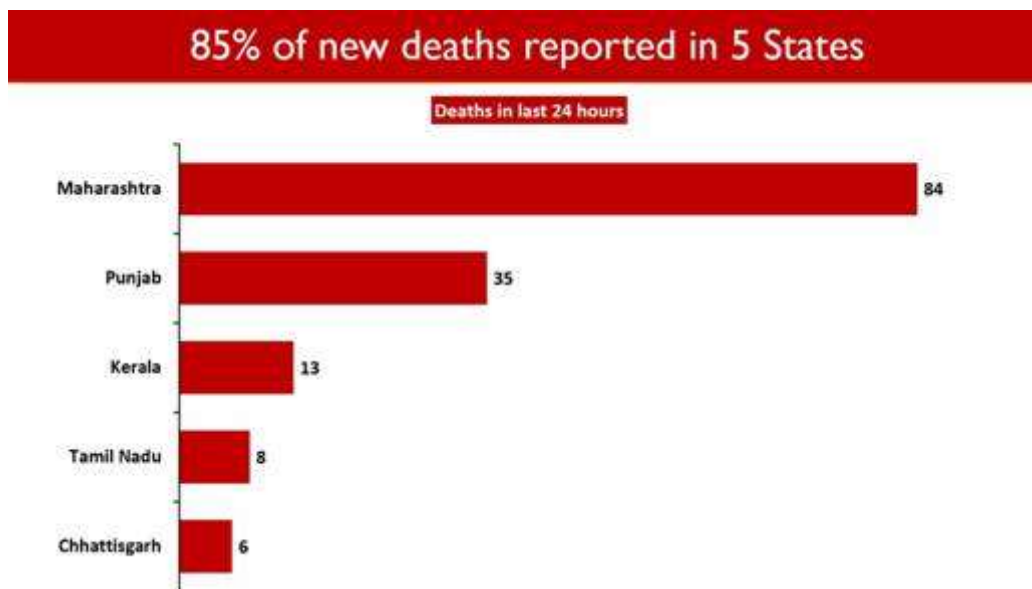




India’s cumulative recoveries stand at **1,10,63,025** today. The national Recovery Rate is **96.41%**. **17,741** recoveries were registered in the last 24 hours.

172 deaths were reported in the last 24 hours.

Five States account for **84.88%** of the new deaths. Maharashtra saw the maximum casualties (84). Punjab follows with 35 daily deaths and Kerala reported 13 deaths in the last 24 hours.

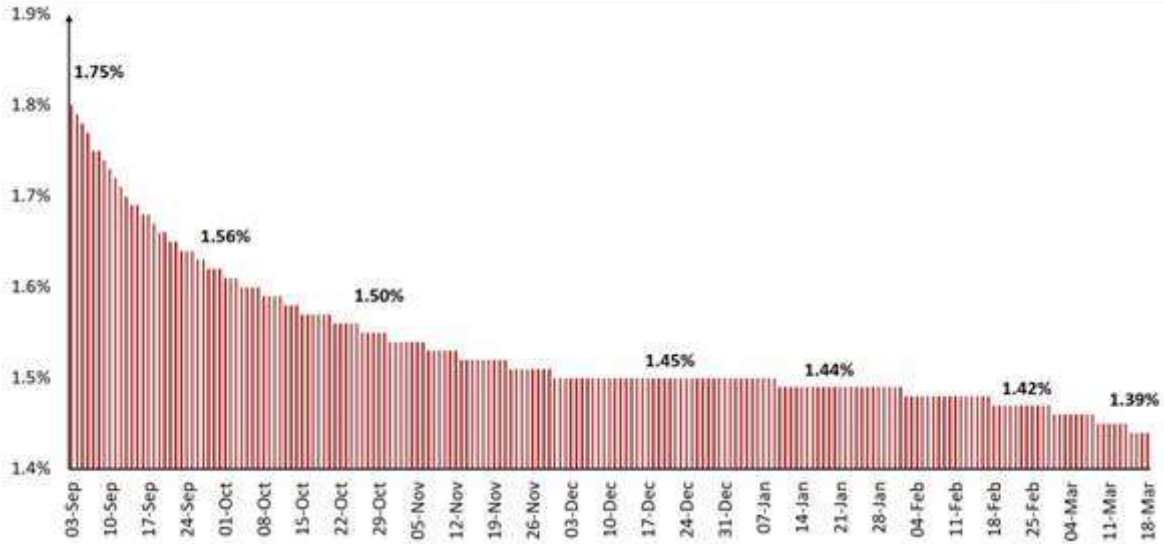


The Case Fatality Rate remains below 1.5% (1.39%) and is continuously declining.





## Case fatality rate below 1.5% and is continuously declining



**Eighteen States/UTs have not reported any COVID19 deaths in the last 24 hours.** These are Rajasthan, Assam, Chandigarh, Himachal Pradesh, Uttarakhand, Odisha, Jharkhand, Puducherry, Lakshadweep, Sikkim, Ladakh (UT), Manipur, D&N & D&N, Meghalaya, Nagaland, Tripura, A&N Islands and Arunachal Pradesh.

\*\*\*\*

MV/SJ

HFV/COVID States data/18<sup>th</sup>March2021/1

(Release ID: 1705712) Visitor Counter : 29

