



Ministry of Health and Family Welfare

# Over 2.4 cr Vaccine Doses administered across the Country

More than 13.5 lakh doses given in last 24 hours

Maharashtra, Kerala, Punjab, Karnataka, Gujarat and Tamil Nadu exhibiting a high rise in Daily COVID Cases

Posted On: 10 MAR 2021 12:09PM by PIB Delhi

**More than 2.43 cr** (2,43,67,906) vaccine doses have been administered through 3,39,145 sessions across the States and UTs, as per the provisional report till 7 am today.

These include 71,30,098 HCWs (1st dose), 38,90,257 HCWs (2nd dose), 69,36,480 FLWs (1<sup>st</sup> dose) and 4,73,422 FLWs (2<sup>nd</sup> Dose), 8,33,526 beneficiaries aged more than 45 years with specific co-morbidities (1<sup>st</sup> Dose) and 51,04,123 beneficiaries aged more than 60 years (1<sup>st</sup> Dose).

HCWs		FLWs		45 to <60 years with Co-morbidities	Over 60 years	Total
1 <sup>st</sup> Dose	2 <sup>nd</sup> Dose	1 <sup>st</sup> Dose	2 <sup>nd</sup> Dose	1 <sup>st</sup> Dose	1 <sup>st</sup> Dose	
71,30,098	38,90,257	69,36,480	4,73,422	8,33,526	51,04,123	2,43,67,906

As on Day-53 of the vaccination drive (9<sup>th</sup> March, 2021), **more than 13.5 Lakh** (13,59,173) vaccine doses were given. Out of which, 10,60,944 beneficiaries were vaccinated across 52,351 sessions for 1<sup>st</sup> dose (HCWs and FLWs) and 2,98,229 HCWs and FLWs received 2<sup>nd</sup> dose of vaccine.

**Date: 9<sup>th</sup> March, 2021**

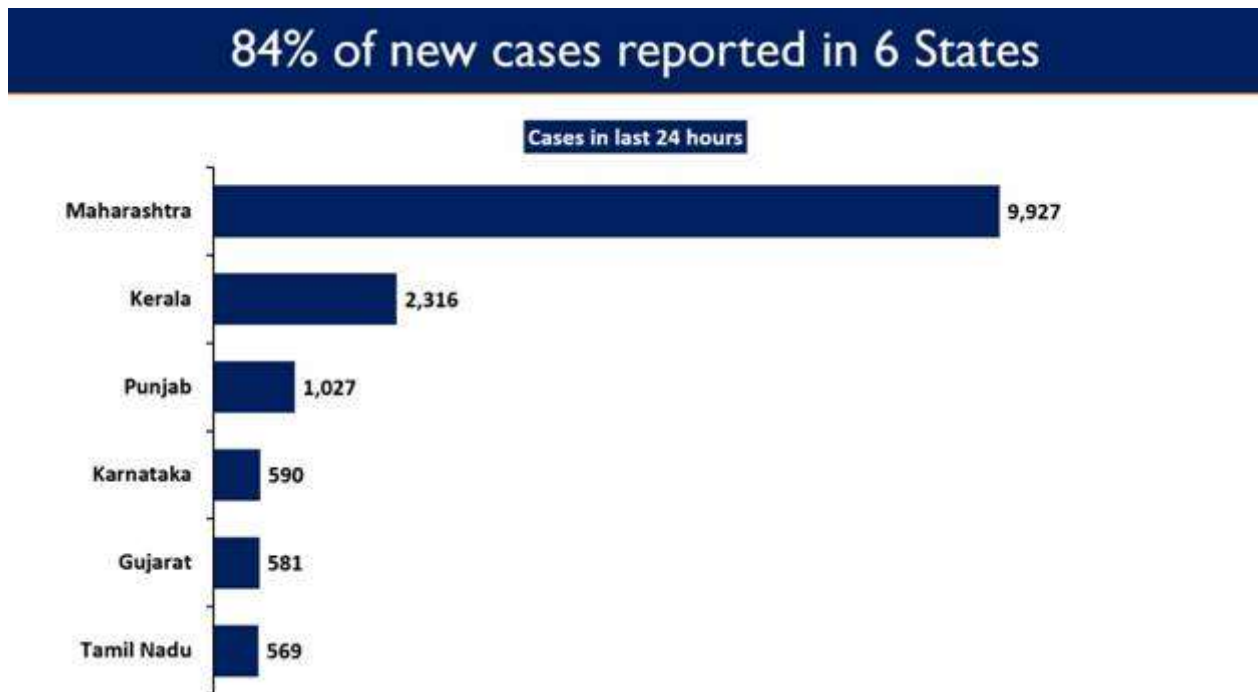


HCWs		FLWs		45 to <60 years with Co- morbidity	Over 60 years	Total Achievement	
1 <sup>st</sup> Dose	2 <sup>nd</sup> Dose	1 <sup>st</sup> Dose	2 <sup>nd</sup> Dose	1 <sup>st</sup> Dose	1 <sup>st</sup> Dose	1 <sup>st</sup> Dose	2 <sup>nd</sup> Dose
55,088	1,50,779	1,44,161	1,47,450	1,31,717	7,29,978	10,60,944	2,98,229

Six states of Maharashtra, Kerala, Punjab, Karnataka, Gujarat and Tamil Nadu are reporting high daily new COVID cases. **17,921** new daily cases reported in last 24 hours.

**83.76% of the new cases** are from the above mentioned six States.

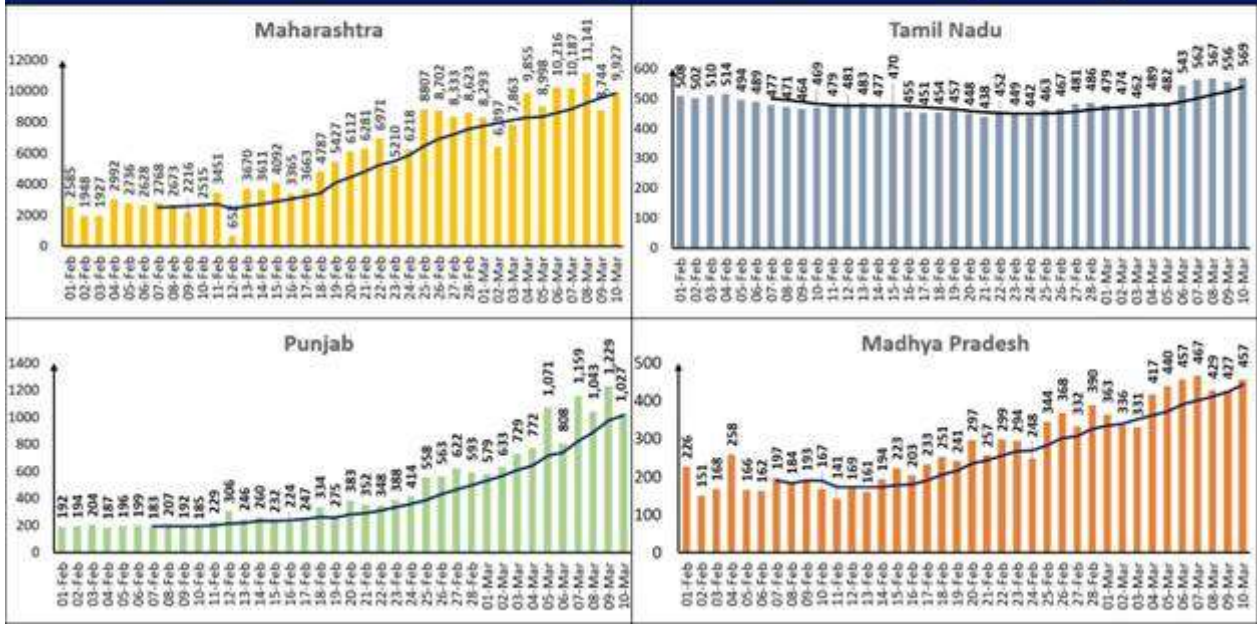
Maharashtra continues to report the highest daily new cases at 9,927. It is followed by Kerala with 2,316 while Punjab reported 1,027 new cases.



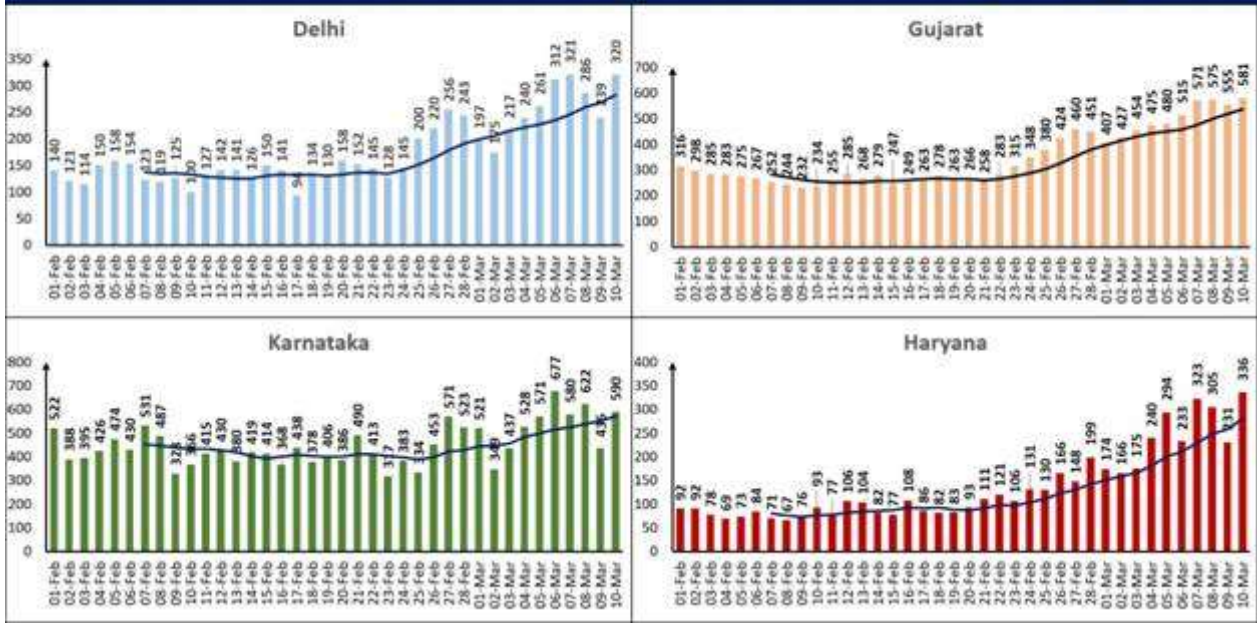
Eight states are displaying an upward trajectory in daily new cases.



# States in Focus: Daily new cases trajectory



# States in Focus: Daily new cases trajectory

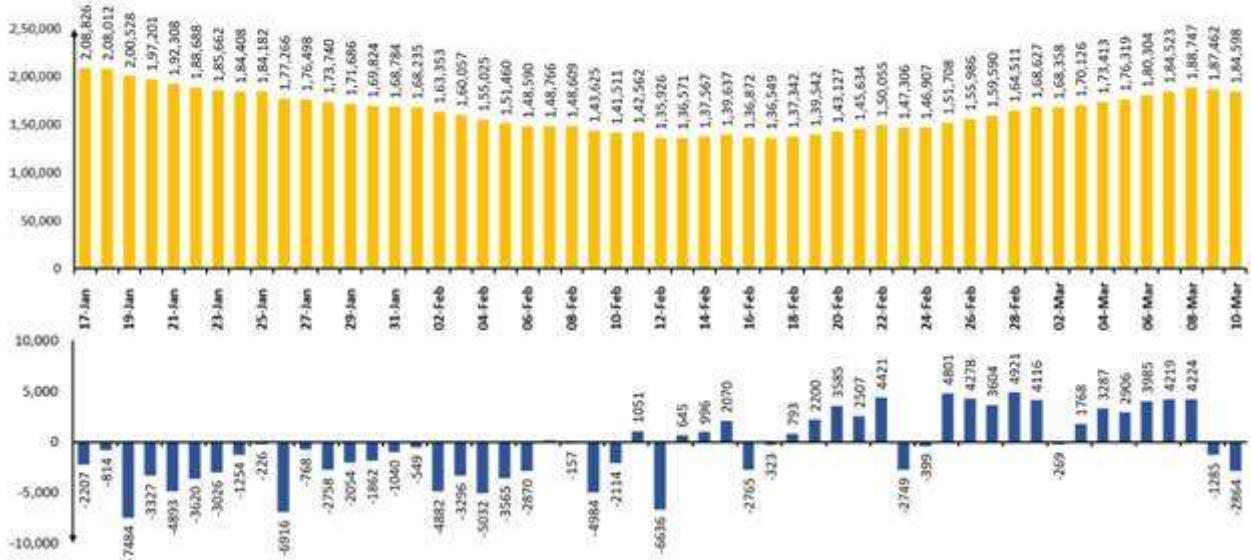


India's total Active Caseload stands at 1.84 lakh (1,84,598) today.

The graph below reflects the day-on-day change in active cases from 17 January, 2021 to 10 March, 2021.

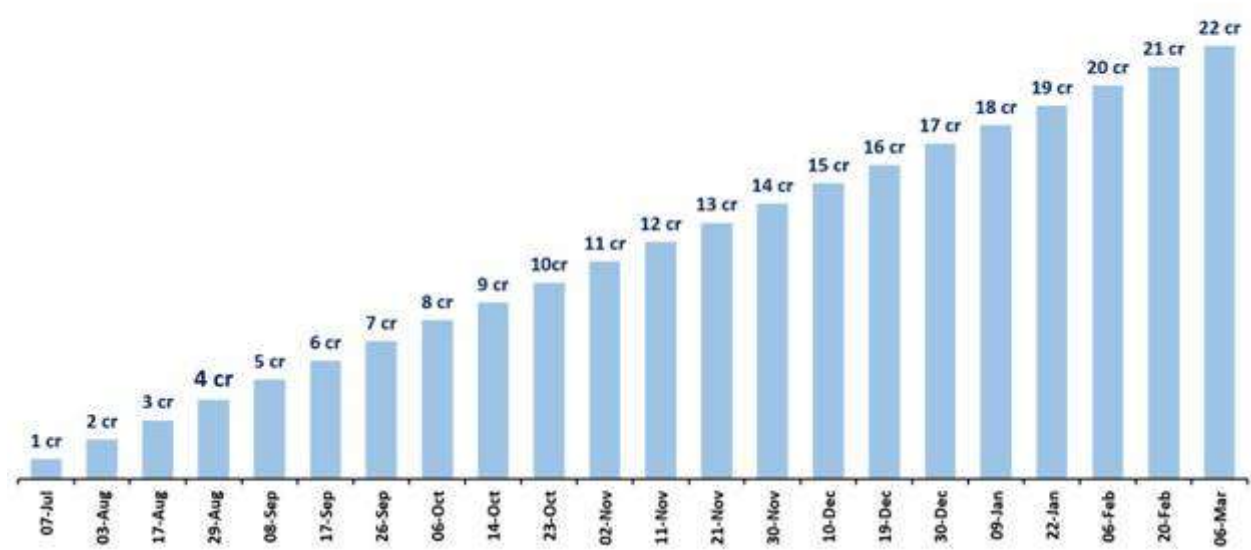


## Day on day change in number of active cases in the past few weeks



The COVID samples being tested everyday have followed a continuous upward trajectory. The total tests conducted in India has crossed 22 crores (22,34,79,877).

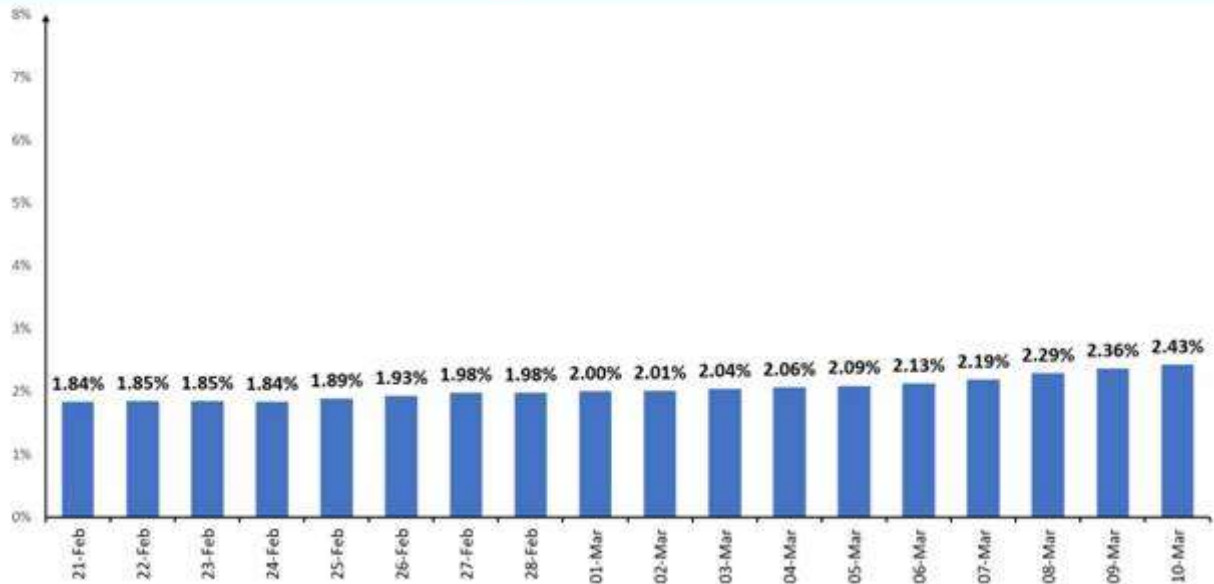
## Total tests conducted cross the threshold of 22 cr



The daily positivity rate currently stands at 2.43%.



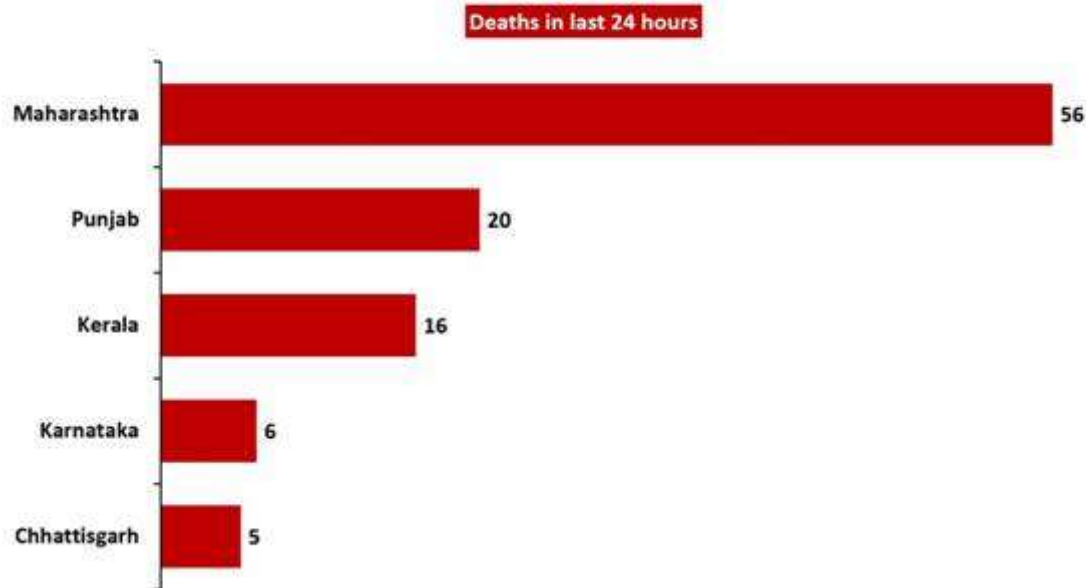
## Daily Positivity Rate (7 Day Moving Average)



**133 deaths were reported in the last 24 hours.**

Five States account for **77.44%** of the new deaths. Maharashtra saw the maximum casualties (56). Punjab follows with 20 daily deaths. Kerala has reported 16 deaths.

## 77% of new deaths reported in 5 States



**Nineteen States/UTs have not reported any COVID19 deaths in the last 24 hours.**

These are Rajasthan, Andhra Pradesh, Chandigarh, Odisha, Uttarakhand, Jharkhand, Bihar, Puducherry, Lakshadweep, Sikkim, Ladakh (UT), Manipur, Meghalaya, Nagaland, D&D & D&N, Tripura, Mizoram, A&N Islands and Arunachal Pradesh.



\*\*\*\*

MV/SJ  
HFW/COVID States data/10<sup>th</sup>March2021/1

(Release ID: 1703702) Visitor Counter : 261

Read this release in: Marathi , Hindi , Bengali , Gujarati , Odia , Tamil , Telugu , Malayalam

