

Maharashtra, Kerala, Punjab, Tamil Nadu, Gujarat and Karnataka continue to report a High Number of Daily New COVID Cases

More than 1.66 cr vaccine doses administered till 7 am today

Nearly 1 million doses given in the last 24 hours

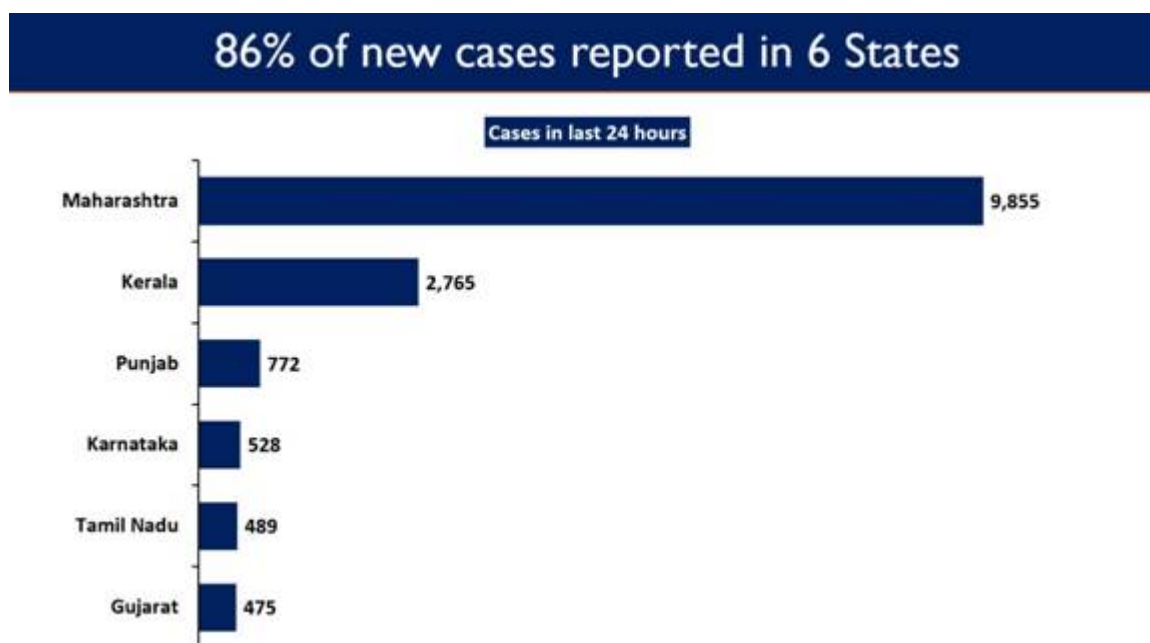
Posted On: 04 MAR 2021 11:45AM by PIB Delhi

Maharashtra, Kerala, Punjab, Tamil Nadu, Gujarat and Karnataka continue to report a surge in the COVID daily new cases. They cumulatively account for **85.51% of the new cases reported in the past 24 hours**.

17,407 new cases were registered in the last 24 hours.

Maharashtra has reported the highest daily new cases at 9,855. This is the highest number recorded in Maharashtra since 18th October when 10,259 new cases were reported.

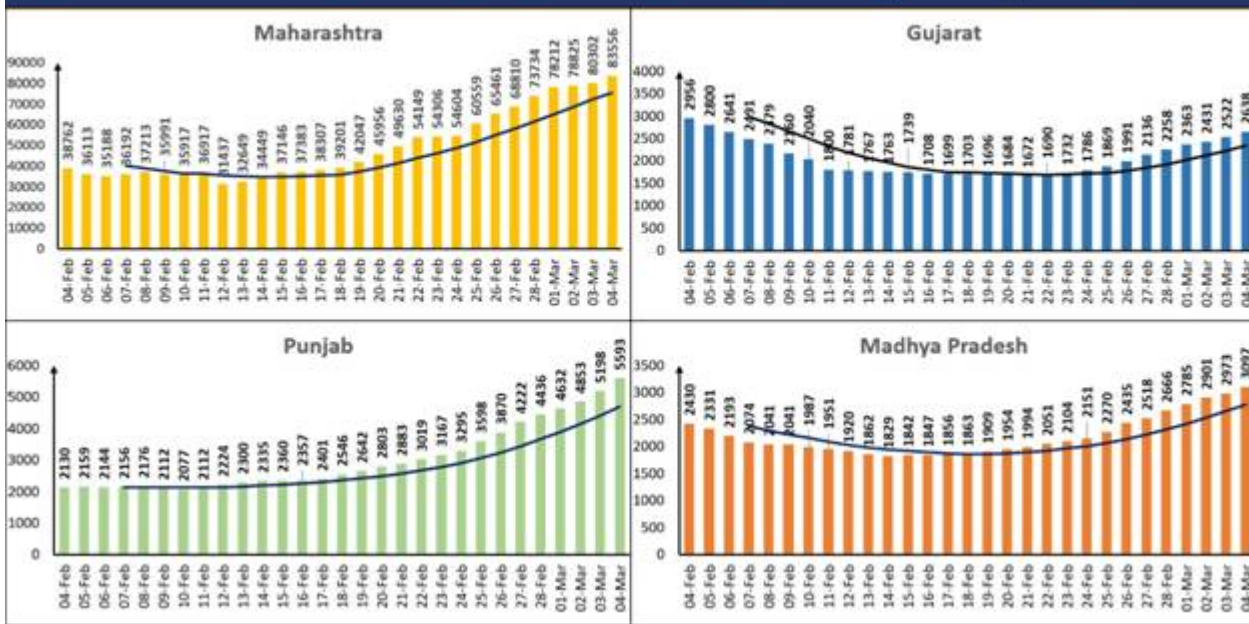
It is followed by Kerala with 2,765 while Punjab reported 772 new cases.



India's total Active Caseload has reached 1,73,413 today. India's present active caseload now stands at 1.55% of India's total Positive Cases.

Maharashtra, Gujarat, Punjab and Madhya Pradesh are showing a rise in the active cases.

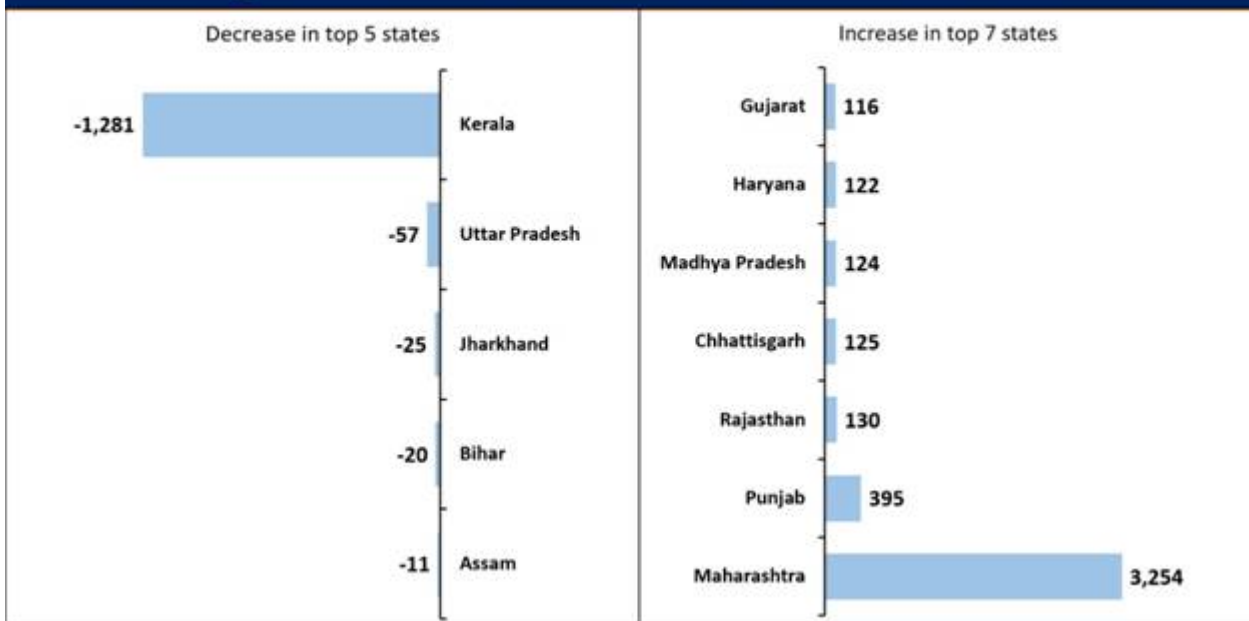
States in Focus: Active cases trajectory



The graph below shows the change in active cases for States/UTs in the last 24 hours.

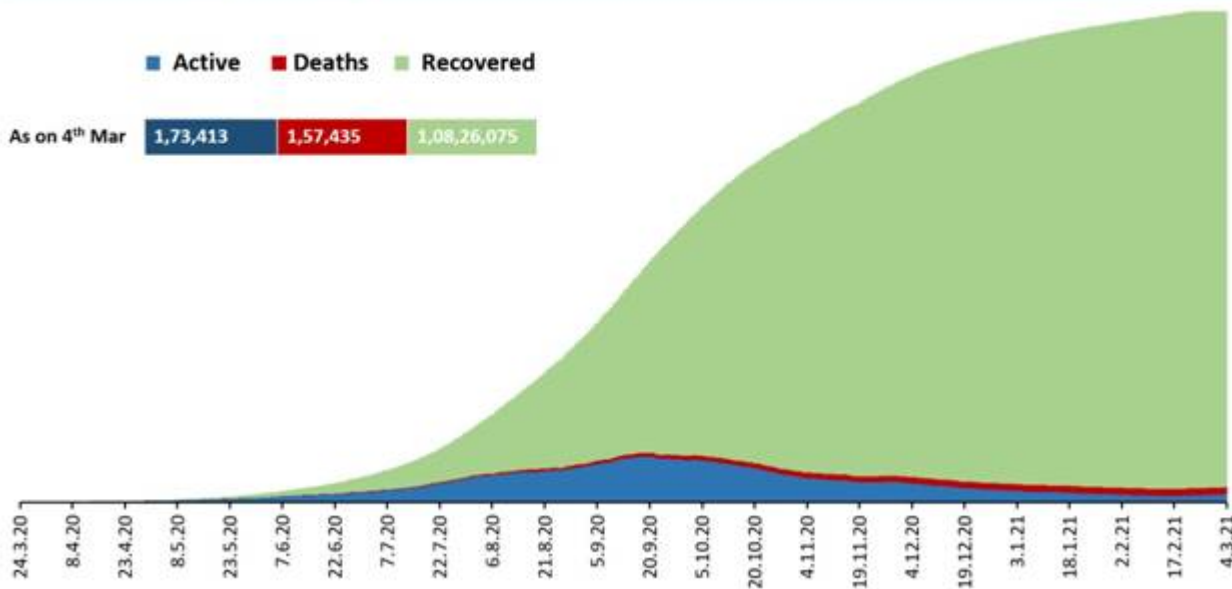
Kerala, Uttar Pradesh, Jharkhand, Bihar and Assam show a reduction in the active cases in the last 24 hours. On the other hand, Maharashtra, Punjab, Rajasthan, Chhattisgarh, Madhya Pradesh, Haryana and Gujarat display a rise in the active cases during the same time period.

Change in active cases for states in last 24 hours



India's cumulative recovered cases are following a steadily rising trajectory. The graph below shows the cumulative number of active cases, recoveries and deaths reported in India, till 4th March (7:00 AM).

India Trajectory: Active cases, recovered cases & deaths



More than 1.66 cr (1,66,16,048) vaccine doses have been administered through 3,23,064 sessions, as per the provisional report till 7 am today. These include 67,90,808 HCWs (1st dose), 28,72,725 HCWs (2nd dose), 58,03,856 FLWs (1st dose) and 4,202 FLWs (2nd Dose), 1,43,759 beneficiaries aged more than 45 years with specific co-morbidities (1st Dose) and 10,00,698 beneficiaries aged more than 60 years.

HCWs		FLWs		45 to <60 years with Co-morbidities	Over 60 years	Total
1 st Dose	2 nd Dose	1 st Dose	2 nd Dose	1 st Dose	1 st Dose	
67,90,808	28,72,725	58,03,856	4,202	1,43,759	10,00,698	1,66,16,048

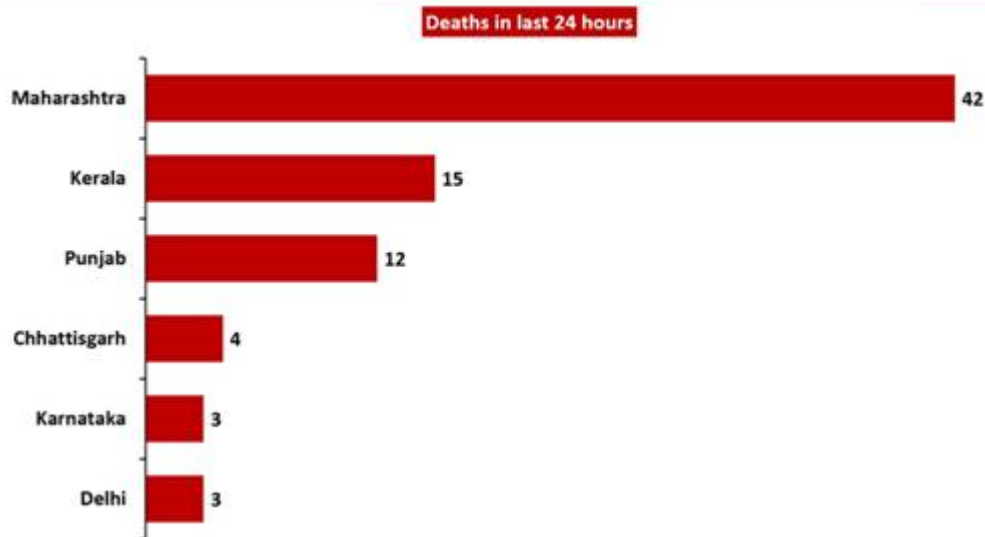
As on Day-47 of the vaccination drive (3rd March, 2021), nearly 10 lakh (9,94,452) vaccine doses were given. Of these, 8,31,590 beneficiaries were vaccinated across 10,849 sessions for 1st dose (HCWs and FLWs) and 1,62,862 HCWs and FLWs received 2nd dose of vaccine.

Date: 3 rd March, 2021							
HCWs		FLWs		45 to < 60 years with Co-morbidities	Over 60 years	Total Achievement	
1 st Dose	2 nd Dose	1 st Dose	2 nd Dose	1 st Dose	1 st Dose	1 st Dose	2 nd Dose
48,205	1,59,494	2,33,522	3,368	71,860	4,78,003	8,31,590	1,62,862

89 deaths were reported in the last 24 hours.

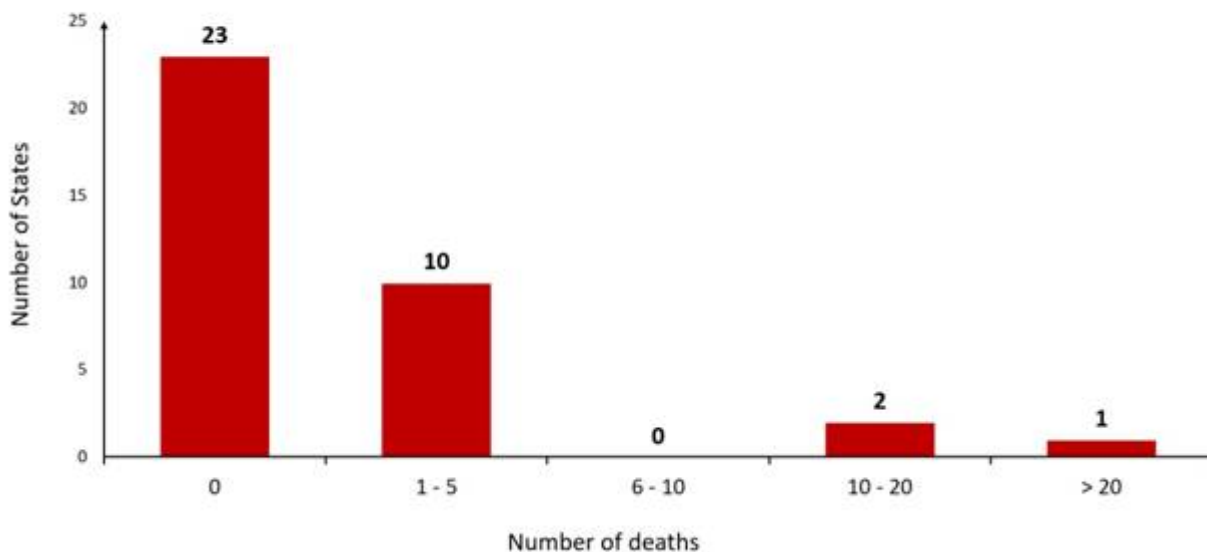
Six States account for **88.76%** of the new deaths. Maharashtra saw the maximum casualties (42). Kerala follows with 15 daily deaths and Punjab reported 12 deaths in the last 24 hours.

89% of new deaths reported in 6 States



Twenty-Three States/UTs have not reported any COVID19 deaths in the last 24 hours. These are Madhya Pradesh, Haryana, Rajasthan, J&K (UT), Odisha, Uttar Pradesh, Himachal Pradesh, Goa, Uttarakhand, Jharkhand, Puducherry, Assam, Lakshadweep, Nagaland, Sikkim, Ladakh (UT), Tripura, A&N Islands, Manipur, Mizoram, Meghalaya, D&D & D&N and Arunachal Pradesh.

Distribution of deaths in the last 24 hours



MV/SJ

(Release ID: 1702398)