



Ministry of Health and Family Welfare

India's Active Caseload below 1.5 lakh; stands at 1.47 lakh today

India's Cumulative Vaccination coverage has crossed 1.17 crore

Daily Fatalities below 100; No new COVID Fatality reported in 21 States/UTs in the last 24 hours

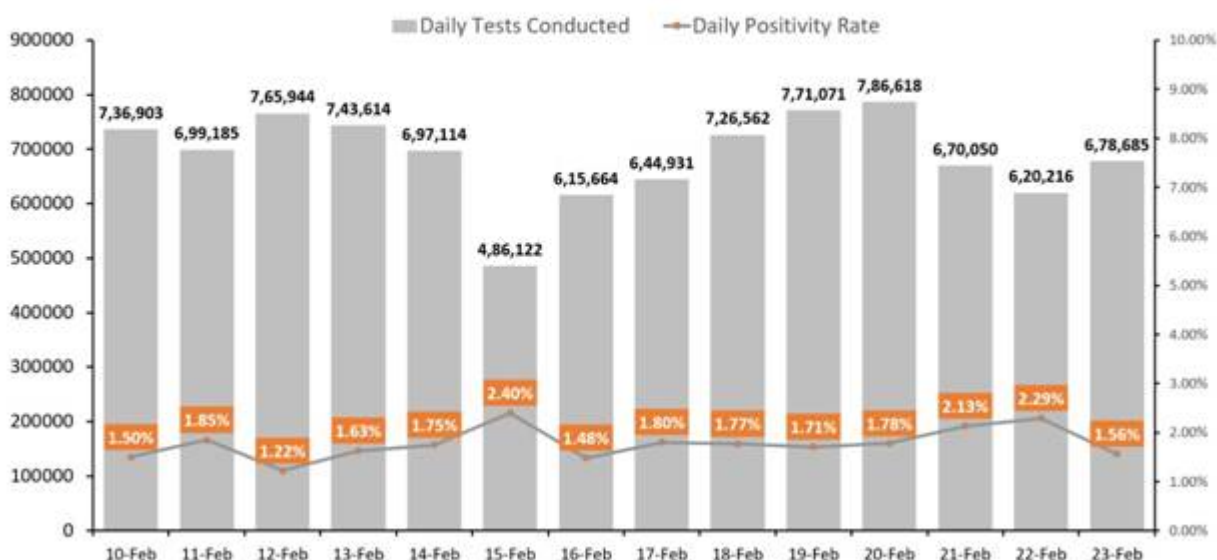
Posted On: 23 FEB 2021 11:38AM by PIB Delhi

The country's Active Caseload has fallen **below 1.50 lakh**. It stands at **1,47,306** today. The present active caseload now consists of **1.34%** of India's total Positive Cases.

10,584 new daily cases have been recorded in the last 24 hours whereas **13,255 recoveries** registered in the last 24 hours. It has led to a net decline of **2,749 cases** in the total active caseload.

India's daily Positivity Rate remains below **3%**.

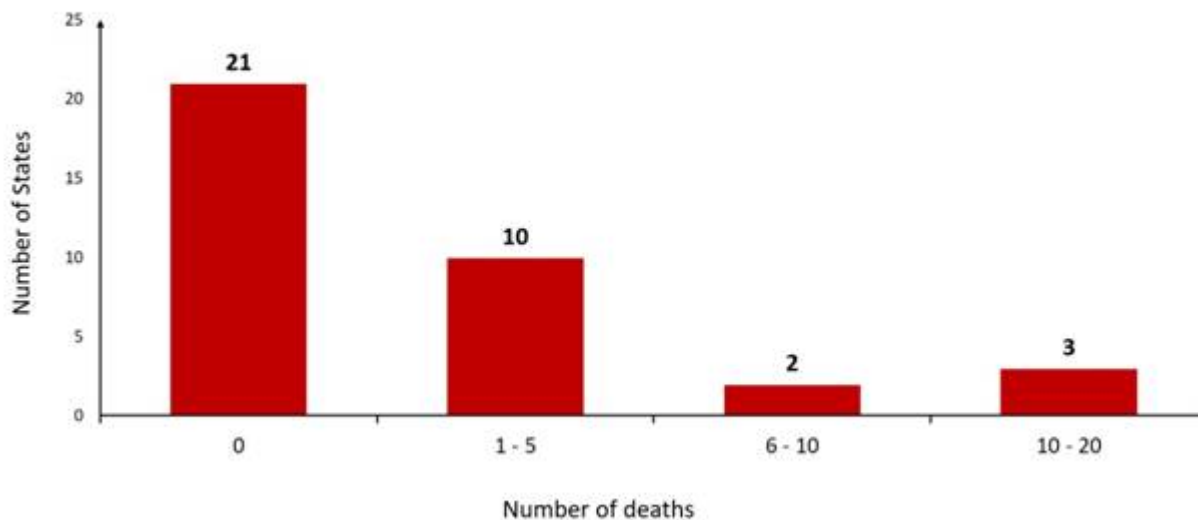
Daily Positivity Rate remains below 3%



India has recorded a steady decline in the number of daily new deaths. **78 deaths** were reported in the last **24 hours**.

Also, twenty one States/UTs have not reported any COVID19 deaths in the last 24 hours. These are Madhya Pradesh, Assam, Rajasthan, Haryana, J&K, Odisha, Andhra Pradesh, Goa, Himachal Pradesh, Puducherry, Lakshadweep, Manipur, Sikkim, Tripura, Ladakh, Meghalaya, Mizoram, Nagaland, Arunachal Pradesh, A&N Islands, D&D and D&N.

Distribution of deaths in the last 24 hours



As on 22nd February, 2021, the vaccination coverage was 1,17,45,552 through 2,44,877 sessions, as per the provisional report till 8 am today. These include 64,51,251 HCWs (1st dose), 12,58,177 HCWs (2nd dose) and 40,36,124 FLWs (1st dose).

The 2nd dose of COVID19 vaccination started on 13th February, 2021 for those beneficiaries who have completed 28 days after receipt of the 1st dose. Vaccination of the FLWs started on 2nd Feb 2021.

| S. No. | State/UT | Beneficiaries vaccinated | | |
|--------|--------------------------|--------------------------|----------|-------------|
| | | 1st Dose | 2nd Dose | Total Doses |
| 1 | A & N Islands | 5,442 | 1,870 | 7,312 |
| 2 | Andhra Pradesh | 4,27,444 | 1,02,376 | 5,29,820 |
| 3 | Arunachal Pradesh | 21,318 | 5,332 | 26,650 |
| 4 | Assam | 1,65,110 | 13,992 | 1,79,102 |
| 5 | Bihar | 5,26,159 | 56,791 | 5,82,950 |



| | | | | |
|----|---------------------------------|----------|----------|----------|
| 6 | Chandigarh | 14,198 | 1,089 | 15,287 |
| 7 | Chhattisgarh | 3,50,716 | 28,186 | 3,78,902 |
| 8 | Dadra & Nagar Haveli | 5,019 | 252 | 5,271 |
| 9 | Daman & Diu | 1,767 | 254 | 2,021 |
| 10 | Delhi | 3,15,841 | 22,788 | 3,38,629 |
| 11 | Goa | 15,542 | 1,269 | 16,811 |
| 12 | Gujarat | 8,24,119 | 73,547 | 8,97,666 |
| 13 | Haryana | 2,13,802 | 41,811 | 2,55,613 |
| 14 | Himachal Pradesh | 96,278 | 12,412 | 1,08,690 |
| 15 | Jammu & Kashmir | 2,10,544 | 9,315 | 2,19,859 |
| 16 | Jharkhand | 2,61,339 | 13,394 | 2,74,733 |
| 17 | Karnataka | 5,53,888 | 1,40,076 | 6,93,964 |
| 18 | Kerala | 4,05,697 | 56,232 | 4,61,929 |
| 19 | Ladakh | 6,610 | 610 | 7,220 |
| 20 | Lakshadweep | 2,333 | 591 | 2,924 |
| 21 | Madhya Pradesh | 6,43,277 | 32,124 | 6,75,401 |
| 22 | Maharashtra | 9,16,977 | 68,978 | 9,85,955 |
| 23 | Manipur | 41,799 | 1,798 | 43,597 |
| 24 | Meghalaya | 25,998 | 960 | 26,958 |



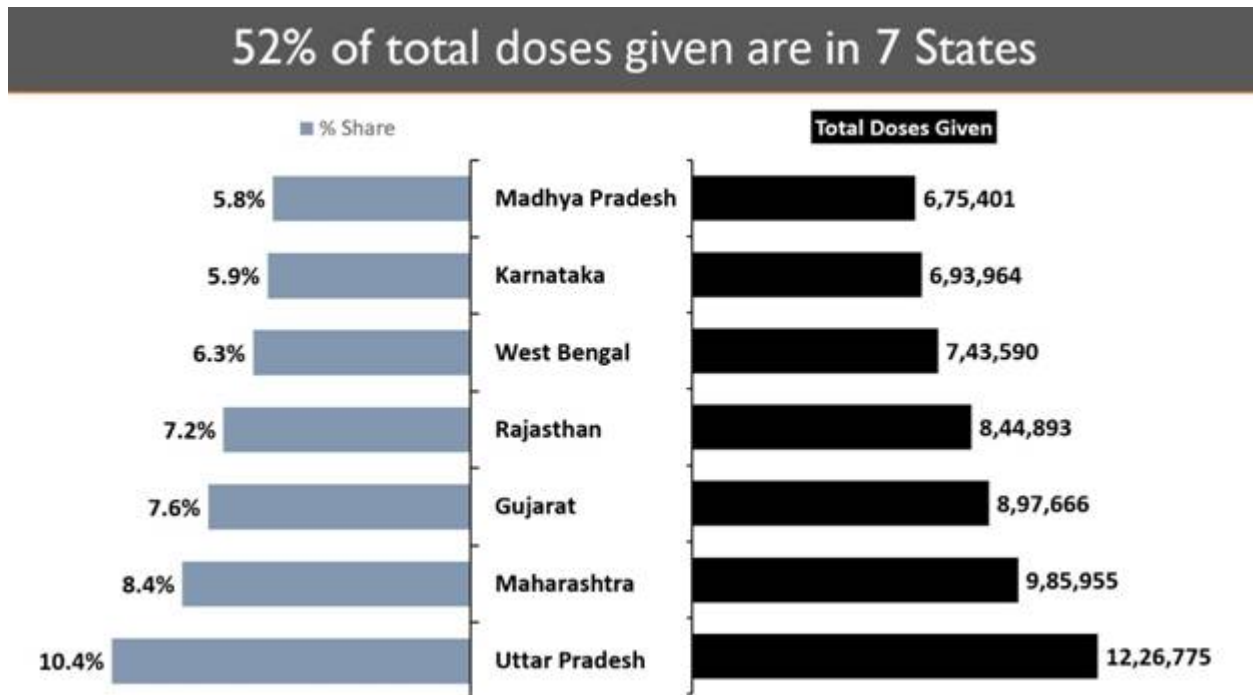
| | | | | |
|----|----------------------|-------------|-----------|-------------|
| 25 | Mizoram | 15,749 | 3,052 | 18,801 |
| 26 | Nagaland | 23,391 | 4,418 | 27,809 |
| 27 | Odisha | 4,43,401 | 1,22,741 | 5,66,142 |
| 28 | Puducherry | 9,356 | 981 | 10,337 |
| 29 | Punjab | 1,27,528 | 20,538 | 1,48,066 |
| 30 | Rajasthan | 7,82,710 | 62,183 | 8,44,893 |
| 31 | Sikkim | 13,384 | 775 | 14,159 |
| 32 | Tamil Nadu | 3,49,527 | 36,073 | 3,85,600 |
| 33 | Telangana | 2,81,365 | 1,05,936 | 3,87,301 |
| 34 | Tripura | 84,254 | 15,066 | 99,320 |
| 35 | Uttar Pradesh | 11,40,754 | 86,021 | 12,26,775 |
| 36 | Uttarakhand | 1,33,636 | 9,682 | 1,43,318 |
| 37 | West Bengal | 6,73,939 | 69,651 | 7,43,590 |
| 38 | Miscellaneous | 3,57,164 | 35,013 | 3,92,177 |
| | Total | 1,04,87,375 | 12,58,177 | 1,17,45,552 |

On Day-38 of the vaccination drive (22nd February, 2021), **6,28,696 vaccine** doses were given. Out of which, **3,38,373** beneficiaries were vaccinated across **12,560** sessions for 1st dose (HCWs and FLWs) and **2,90,323** HCWs received 2nd dose of vaccine.

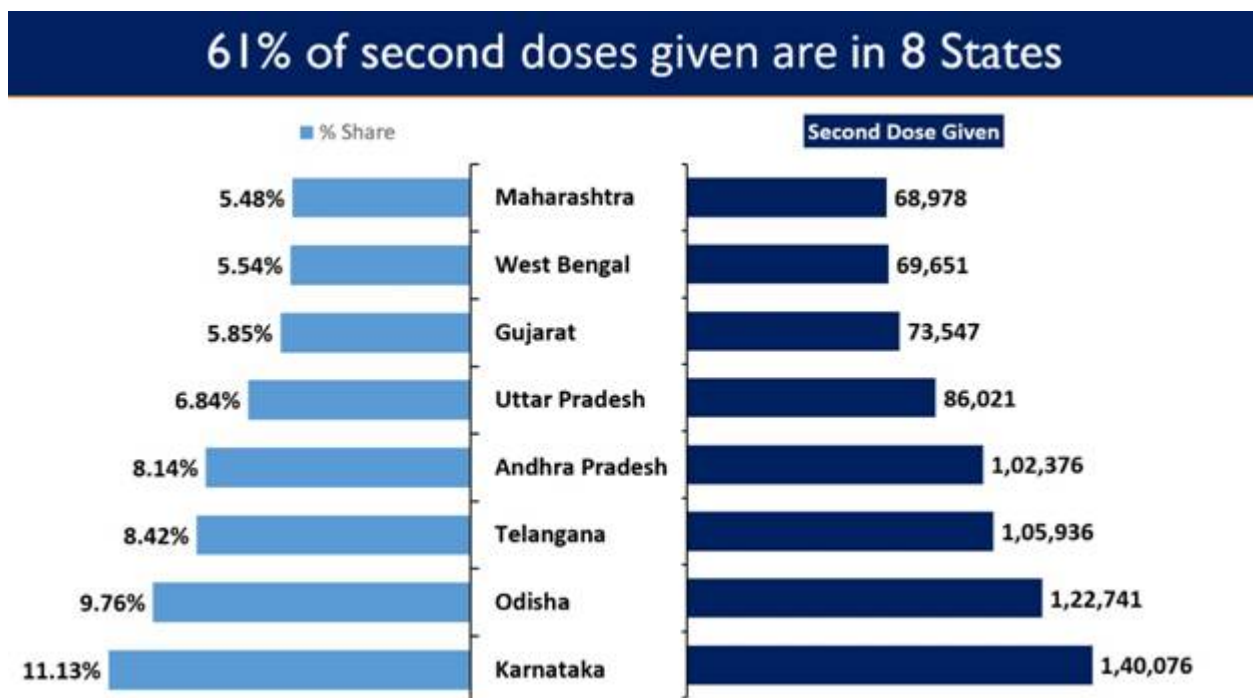
Out of total **1,17,45,552** vaccine doses, **1,04,87,375** (HCWs and FLWs) have received 1st dose of vaccine and total **12,58,177** HCWs have received the 2nd dose of vaccine.



51.66% of the total vaccine doses are concentrated in 7 States. Uttar Pradesh alone accounts for 10.4% (12,26,775 doses).



61.15% of the second vaccine doses are concentrated in 8 States. Karnataka alone accounts for 11.13% (1,40,076 doses).



India's cumulative recoveries stand at **1.07 Cr (1,07,12,665)** today. The Recovery Rate is **97.22% today**. The gap between total recovered cases and the active cases is constantly rising and stands at **10,565,359** today.



86.56% of the new recovered cases are observed to be concentrated in 6 States.

Kerala has reported maximum number of single daily recoveries with 5,037 newly recovered cases. 5,035 people recovered in Maharashtra followed by 461 in Tamil Nadu.

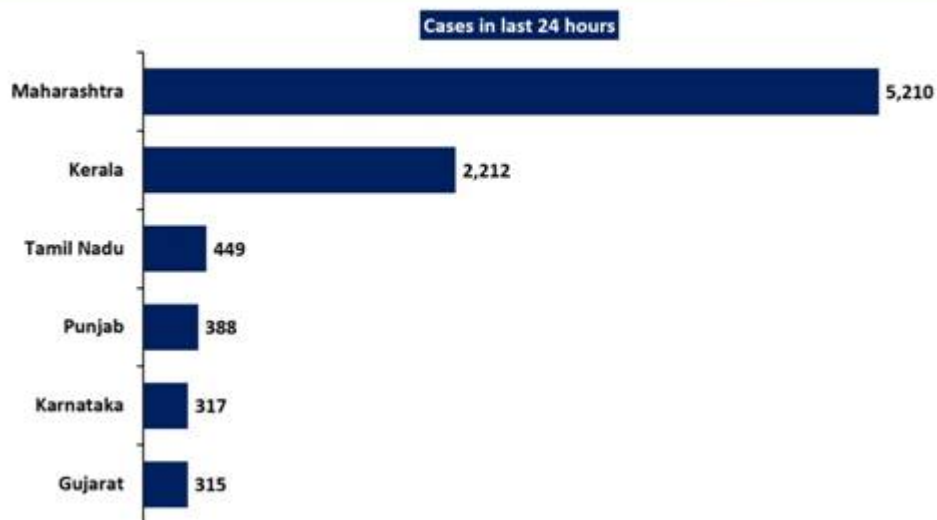
87% of new recovered cases reported only in 6 States



84% of the new cases are from 6 States.

Maharashtra continues to report the highest daily new cases at 5,210. It is followed by Kerala with 2,212 while Tamil Nadu reported 449 new cases.

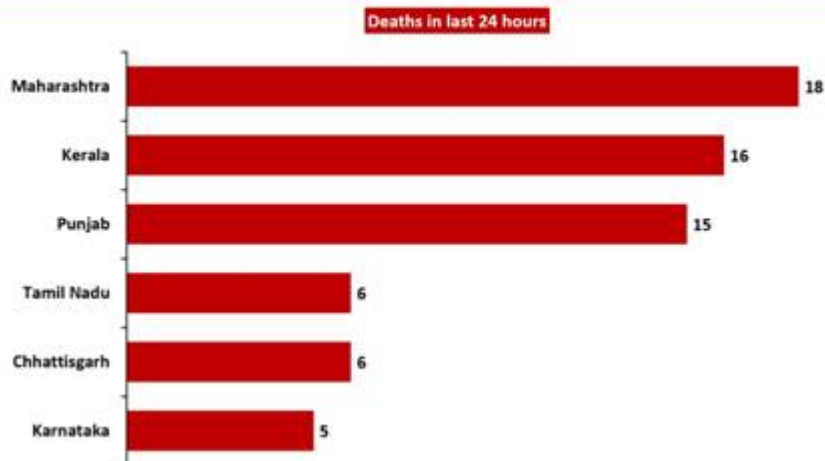
84% of new cases reported in only 6 States



Six States account for **84.62%** of the new deaths. Maharashtra saw the maximum casualties (18). Kerala reported 16 deaths and Punjab reported 15 deaths.



85% of new deaths reported only in 6 States



MV/SJ

HFV/COVID States data/23rdFebruary2021/1

(Release ID: 1700115) Visitor Counter : 252

Read this release in: Urdu , Hindi , Marathi , Manipuri , Assamese , Punjabi , Gujarati , Odia , Tamil , Telugu , Malayalam

