



Ministry of Health and Family Welfare

## India's Active Caseload stands at 1.46 lakh today; Daily recoveries more than the daily new cases in the last 24 hours

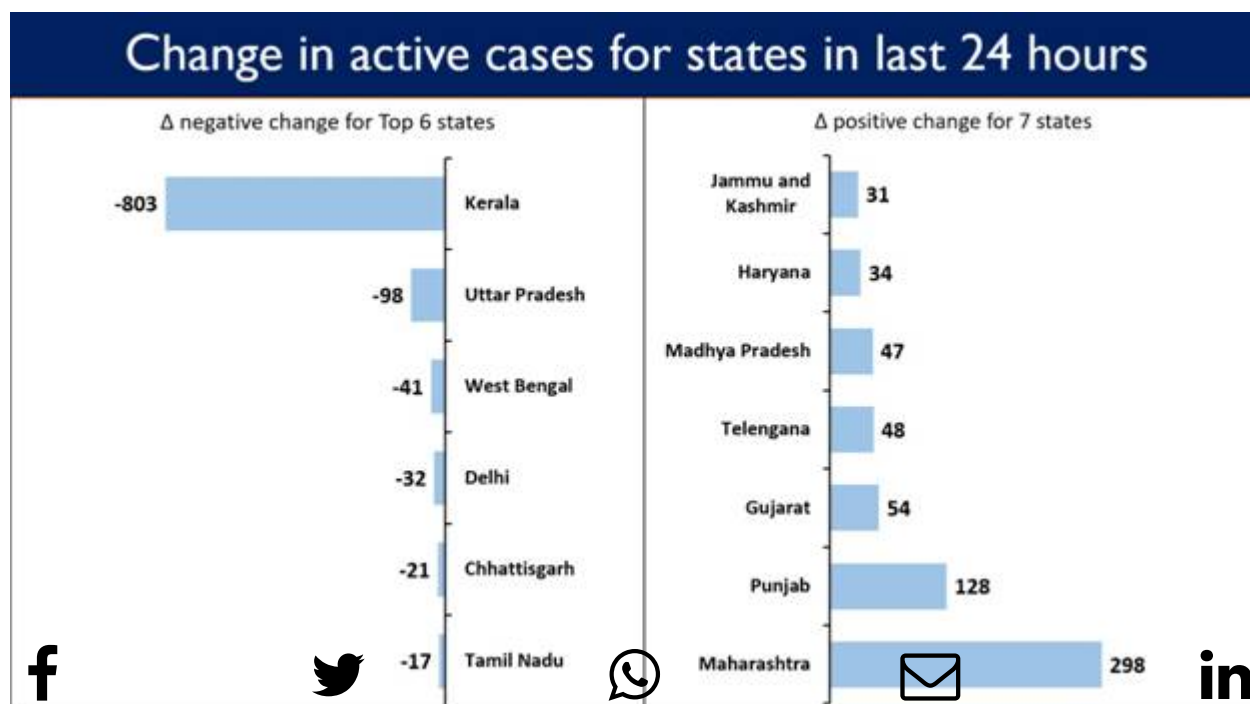
## India's Cumulative Vaccination coverage has crossed 1.21 crore

Posted On: 24 FEB 2021 11:13AM by PIB Delhi

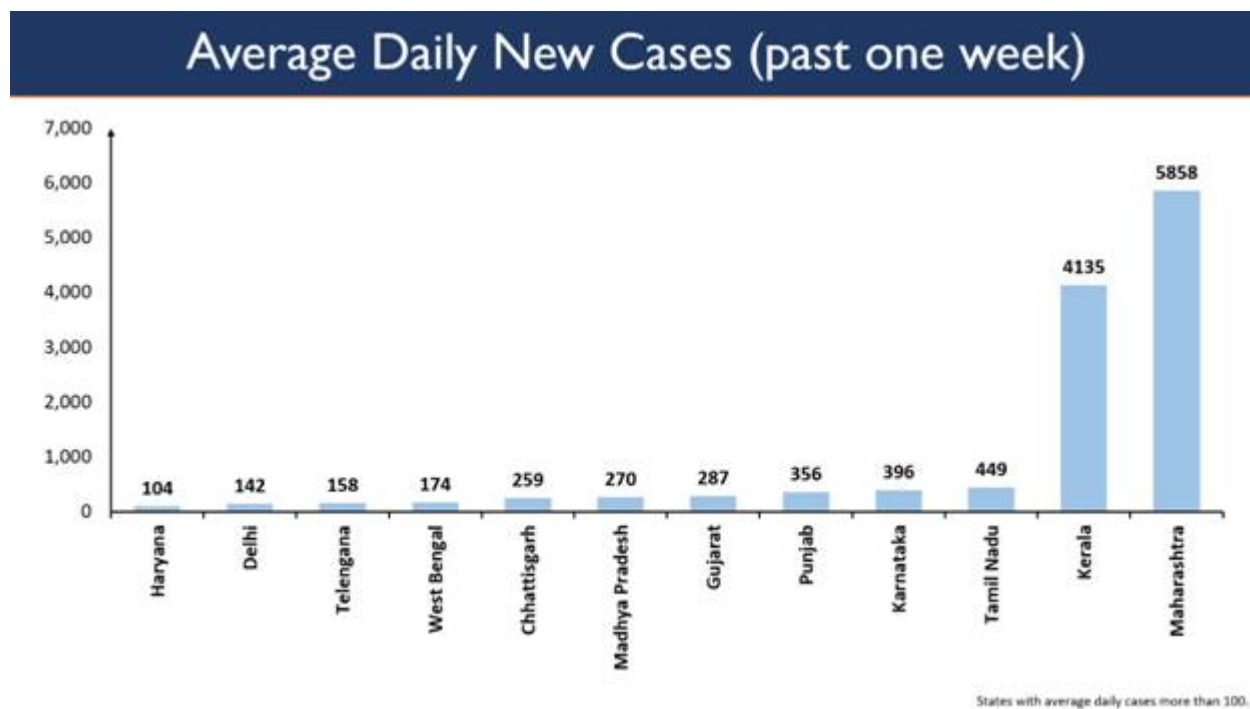
India has been containing the country's Active Caseload under 1.50 lakh. The active cases are **1,46,907** today. The present active caseload now consists of 1.33% of India's total Positive Cases.

**13,742** new daily cases have been recorded in the last 24 hours whereas **14,037 recoveries** registered in the last 24 hours. It has led to a net decline of **399 cases** in the total active caseload.

The table below shows the change in active cases in the last 24 hours. Maharashtra reported maximum positive changes with an addition of 298 cases whereas Kerala has recorded maximum negative change with subtraction of 803 cases.



In last one week, 12 states have reported more than 100 average daily new cases. These are Maharashtra, Kerala, Tamil Nadu, Karnataka, Punjab, Gujarat, Madhya Pradesh, Chhattisgarh, West Bengal, Telangana, Delhi and Haryana. Two States, Kerala and Maharashtra both report more than 4,000 average daily new cases in past one week.



As on 24<sup>th</sup> February, 2021, the vaccination coverage was 1,21,65,598 through 2,54,356 sessions, as per the provisional report till 7 am today. These include 64,98,300 HCWs (1st dose), 13,98,400 HCWs (2nd dose) and 42,68,898 FLWs (1st dose).

The 2nd dose of COVID19 vaccination started on 13<sup>th</sup> February, 2021 for those beneficiaries who have completed 28 days after receipt of the 1st dose. Vaccination of the FLWs started on 2<sup>nd</sup> Feb 2021.

S. No.	State/UT	Beneficiaries vaccinated		
		1stDose	2ndDose	Total Doses
1	A&NIslands	5,565	2,018	7,583
2	AndhraPradesh	4,45,327	1,11,483	5,56,810



3	<b>ArunachalPradesh</b>	22,419	5,497	27,916
4	<b>Assam</b>	1,75,185	15,189	1,90,374
5	<b>Bihar</b>	5,32,936	59,521	5,92,457
6	<b>Chandigarh</b>	15,766	1,237	17,003
7	<b>Chhattisgarh</b>	3,58,080	30,946	3,89,026
8	<b>Dadra&amp;NagarHaveli</b>	5,028	261	5,289
9	<b>Daman&amp;Diu</b>	1,808	254	2,062
10	<b>Delhi</b>	3,34,333	24,762	3,59,095
11	<b>Goa</b>	15,804	1,280	17,084
12	<b>Gujarat</b>	8,26,583	78,471	9,05,054
13	<b>Haryana</b>	2,15,743	53,110	2,68,853
14	<b>HimachalPradesh</b>	97,607	12,672	1,10,279
15	<b>Jammu&amp;Kashmir</b>	2,17,910	10,285	2,28,195
16	<b>Jharkhand</b>	2,67,556	14,578	2,82,134
17	<b>Karnataka</b>	5,69,416	1,57,944	7,27,360
18	<b>Kerala</b>	4,14,509	62,299	4,76,808
19	<b>Ladakh</b>	7,368	611	7,979
20	<b>Lakshadweep</b>	2,343	621	2,964



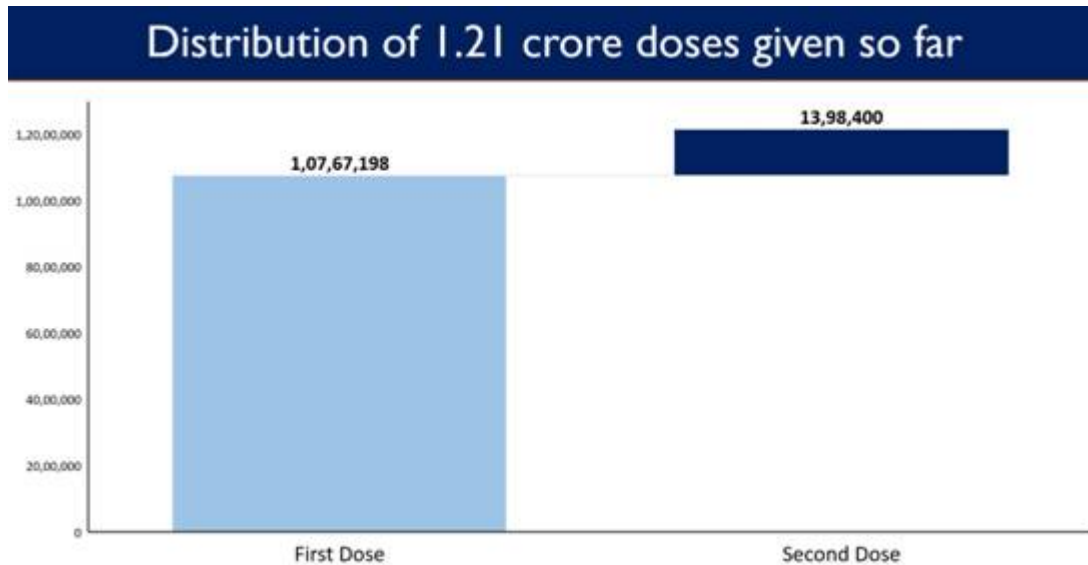
21	<b>MadhyaPradesh</b>	6,44,431	32,529	6,76,960
22	<b>Maharashtra</b>	9,48,539	80,824	10,29,363
23	<b>Manipur</b>	43,507	1,894	45,401
24	<b>Meghalaya</b>	28,190	1,200	29,390
25	<b>Mizoram</b>	17,315	3,490	20,805
26	<b>Nagaland</b>	24,985	4,819	29,804
27	<b>Odisha</b>	4,47,176	1,30,470	5,77,646
28	<b>Puducherry</b>	9,431	1,019	10,450
29	<b>Punjab</b>	1,33,718	23,867	1,57,585
30	<b>Rajasthan</b>	7,83,205	94,838	8,78,043
31	<b>Sikkim</b>	14,721	973	15,694
32	<b>TamilNadu</b>	3,59,063	41,337	4,00,400
33	<b>Telangana</b>	2,81,382	1,06,167	3,87,549
34	<b>Tripura</b>	85,789	16,349	1,02,138
35	<b>UttarPradesh</b>	11,40,754	86,021	12,26,775
36	<b>Uttarakhand</b>	1,36,058	11,242	1,47,300
37	<b>WestBengal</b>	7,20,569	81,108	8,01,677
38	<b>Miscellaneous</b>	4,17,079	37,214	4,54,293



	<b>Total</b>	1,07,67,198	13,98,400	1,21,65,598
--	--------------	-------------	-----------	-------------

On Day-39 of the vaccination drive (23<sup>rd</sup>February, 2021), **4,20,046 vaccine** doses were given. Out of which, **2,79,823** beneficiaries were vaccinated across **9,479** sessions for 1<sup>st</sup> dose (HCWs and FLWs) and **1,40,223** HCWs received 2<sup>nd</sup> dose of vaccine.

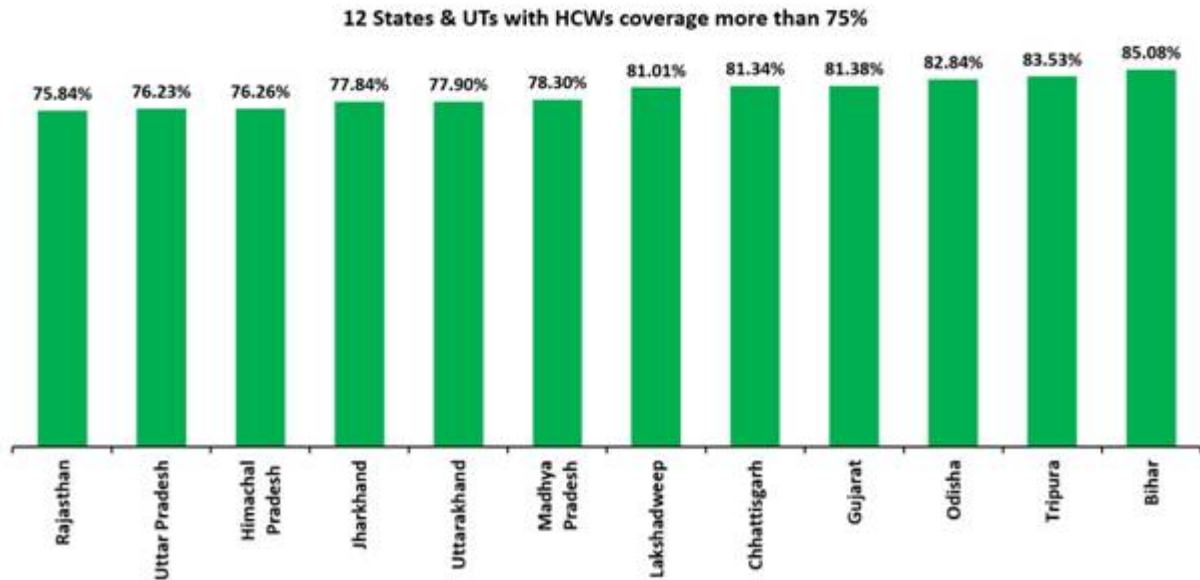
Out of total **1,21,65,598** vaccine doses, **1,07,67,198** (HCWs and FLWs) have received 1<sup>st</sup> dose of vaccine and total **13,98,400** HCWs have received the 2<sup>nd</sup> dose of vaccine.



12 States/UTs have administered more than 75% of the registered HCWs. These are Bihar, Tripura, Odisha, Gujarat, Chhattisgarh, Lakshadweep, Madhya Pradesh, Uttarakhand, Jharkhand, Himachal Pradesh, UP and Rajasthan.

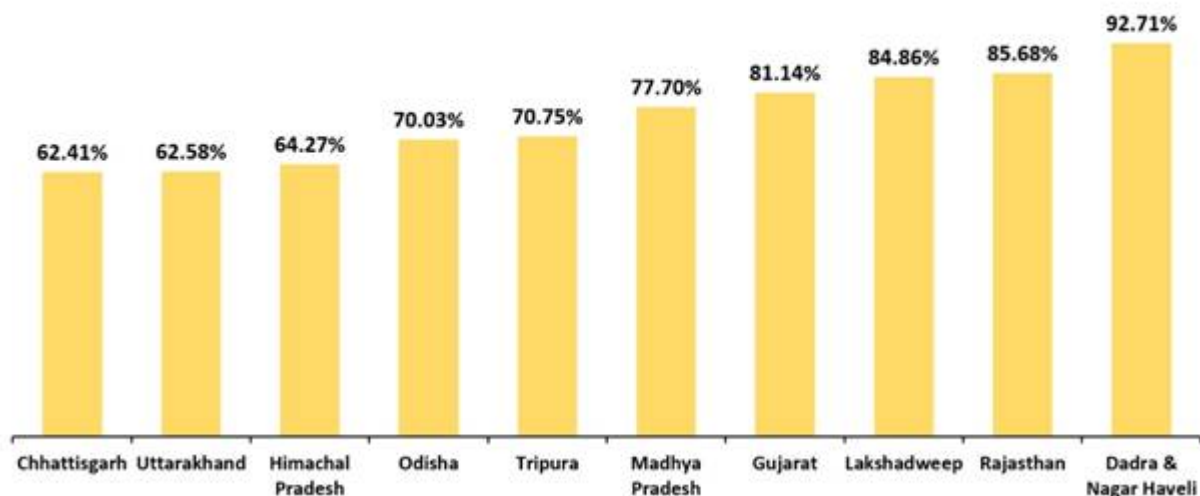


## Administered first dose to more than 75% of the registered HCWs



10 States/UTs have vaccinated more than 60% of registered FLWs. These are D&N, Rajasthan, Lakshadweep, Gujarat, Madhya Pradesh, Tripura, Odisha, Himachal Pradesh, Uttarakhand and Chhattisgarh.

## 10 States & UTs with FLW vaccination coverage of more than 60%



India's cumulative recoveries stand at **1,07,26,702** today. The Recovery Rate is **97.25%** today. The gap between total recovered cases and the active cases is constantly rising and stands at **10,579,795** today.

**86.26%** of the new recovered cases are observed to be concentrated in 6 States.



Maharashtra has reported the maximum number of single day recoveries with 5,869 newly recovered cases. 4,823 people recovered in Kerala in the past 24 hours followed by 453 in Tamil Nadu.

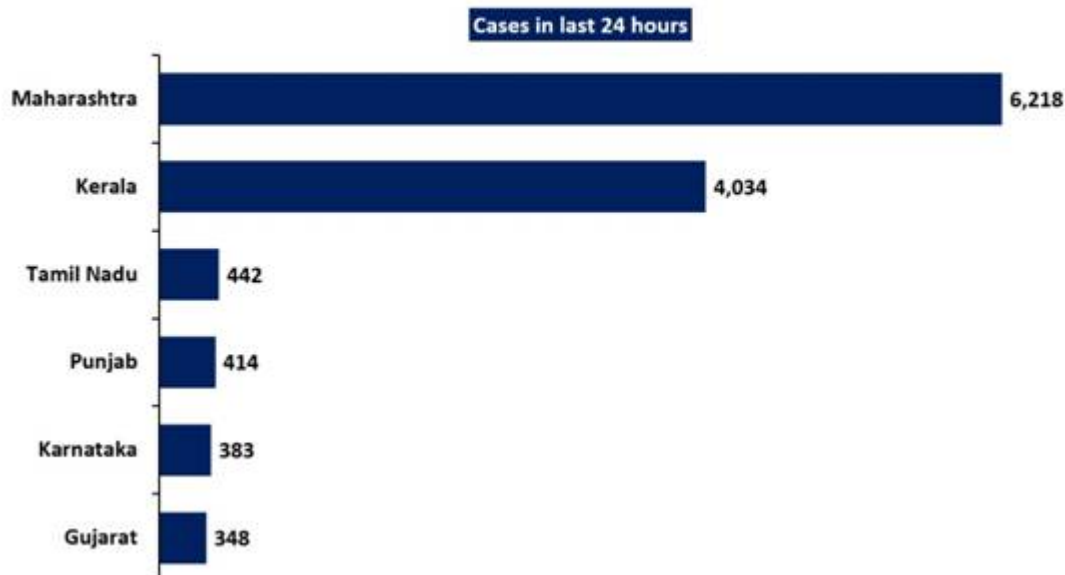
## 86% of new recovered cases reported only in 6 States



**86.15% of the new cases are from 6 States.**

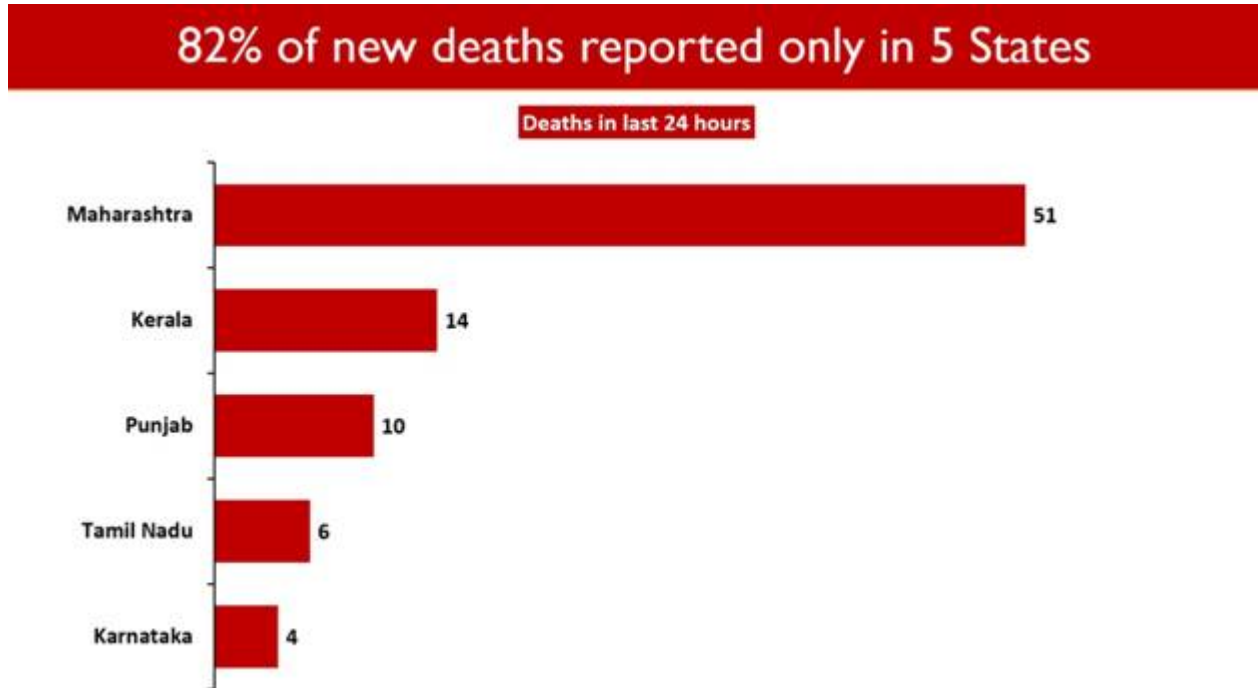
Maharashtra continues to report the highest daily new cases at 6,218. It is followed by Kerala with 4,034 while Tamil Nadu reported 442 new cases.

## 86% of new cases reported in only 6 States



## 104 deaths were reported in the last 24 hours.

Five States account for **81.73%** of the new deaths. Maharashtra saw the maximum casualties (51). Kerala reported 14 deaths and Punjab reported 10 deaths.



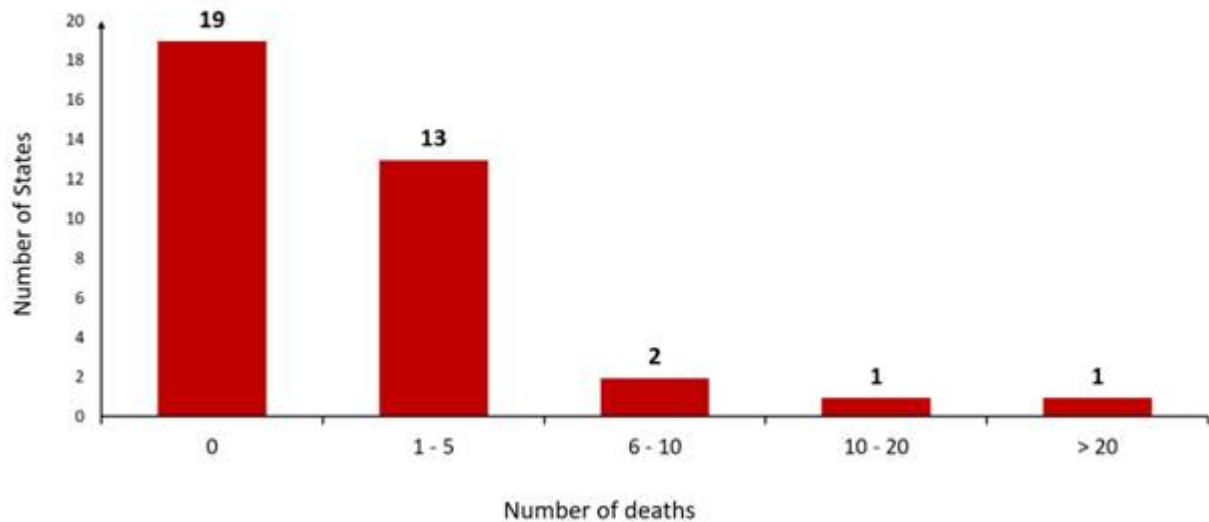
**19 States/UTs have not reported any COVID19 deaths in last 24 hours.** These are Gujarat, Haryana, Rajasthan, Odisha, Jharkhand, Chandigarh, Assam, Lakshadweep, Himachal Pradesh, Ladakh, Manipur, Mizoram, Tripura, Meghalaya, A&N Islands, Sikkim, Nagaland, Arunachal Pradesh, D&D and D&N.

Thirteen states have reported 1 to 5 deaths; 2 states have reported 6 to 10 deaths; 1 state has reported 10 to 20 deaths and 1 state has reported more than 20 deaths.





## Distribution of deaths in the last 24 hours



\*\*\*\*

MV/SJ

HFV/COVID States data/24<sup>th</sup>February2021/1

(Release ID: 1700354) Visitor Counter : 125

Read this release in: Urdu , Marathi , Punjabi , Gujarati , Telugu

