



Ministry of Health and Family Welfare

Centre writes to States Witnessing Spike in Daily New Cases

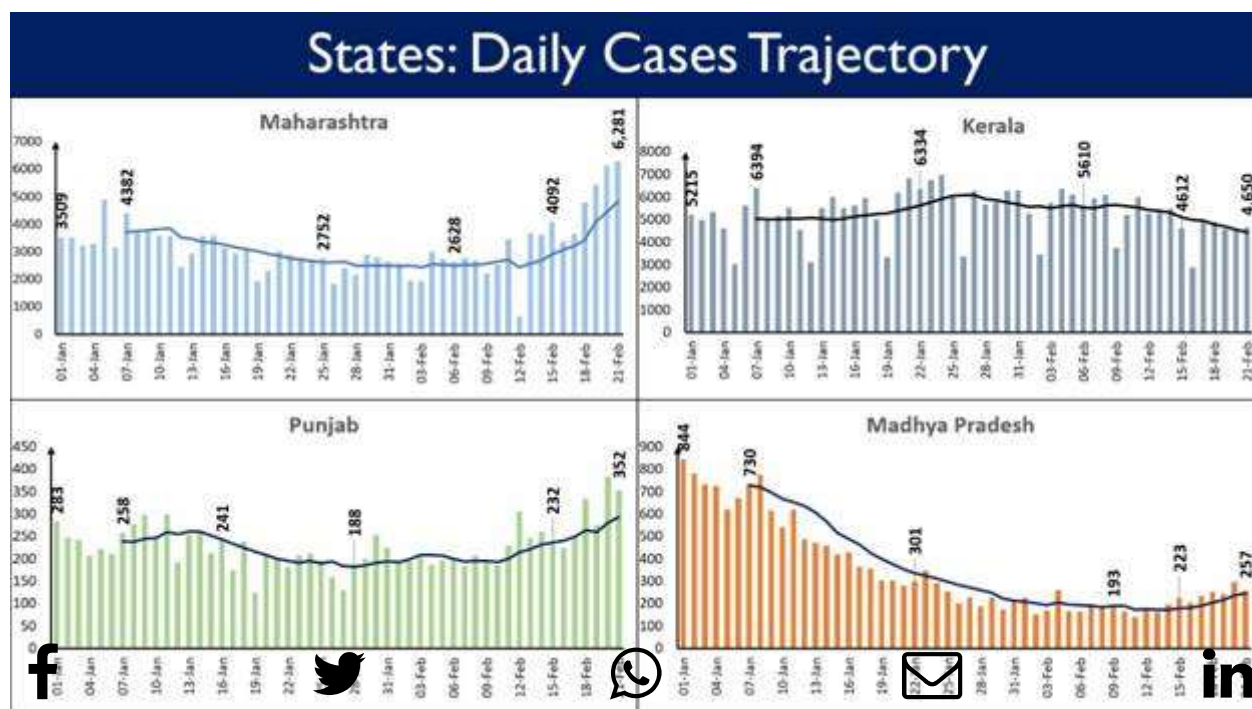
Increase the proportion of RT-PCR tests and subject Rapid Antigen negative people to mandatory Retest by RT-PCR

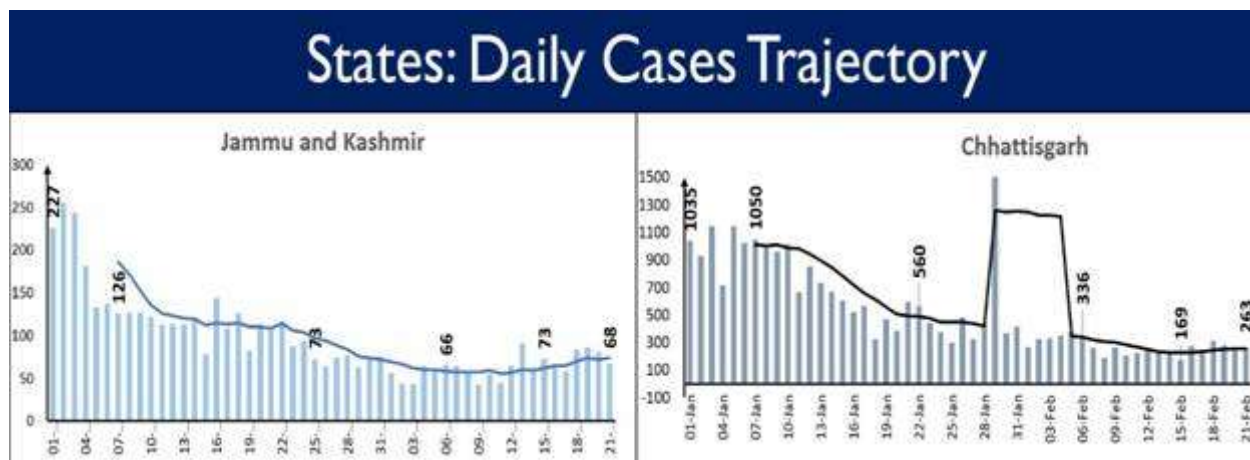
Strict and Comprehensive Surveillance, and Stringent Containment highlighted as Critical to curbing Spread of the Disease

Posted On: 21 FEB 2021 11:43AM by PIB Delhi

India has been witnessing a rise in the active caseload over the past few days. India's total Active Caseload is pegged at **1,45,634** today. It now consists of **1.32%** of India's total Positive Cases.

More than 74% of the Active Cases of the country are in Kerala and Maharashtra. Of late it is seen that there has been a spike in the daily cases in Chhattisgarh and Madhya Pradesh also. Punjab and J&K too are witnessing a surge in daily new cases.





In the last four weeks in Kerala, the average weekly cases have fluctuated between a high of 42,000 to a low of 34,800. Similarly, in the last four weeks, the weekly positivity in Kerala has ranged from 13.9% to 8.9%. In Kerala, the district of Alappuzha is a cause of special concern where the weekly Positivity Rate has increased to 10.7% and weekly cases have increased to 2,833.

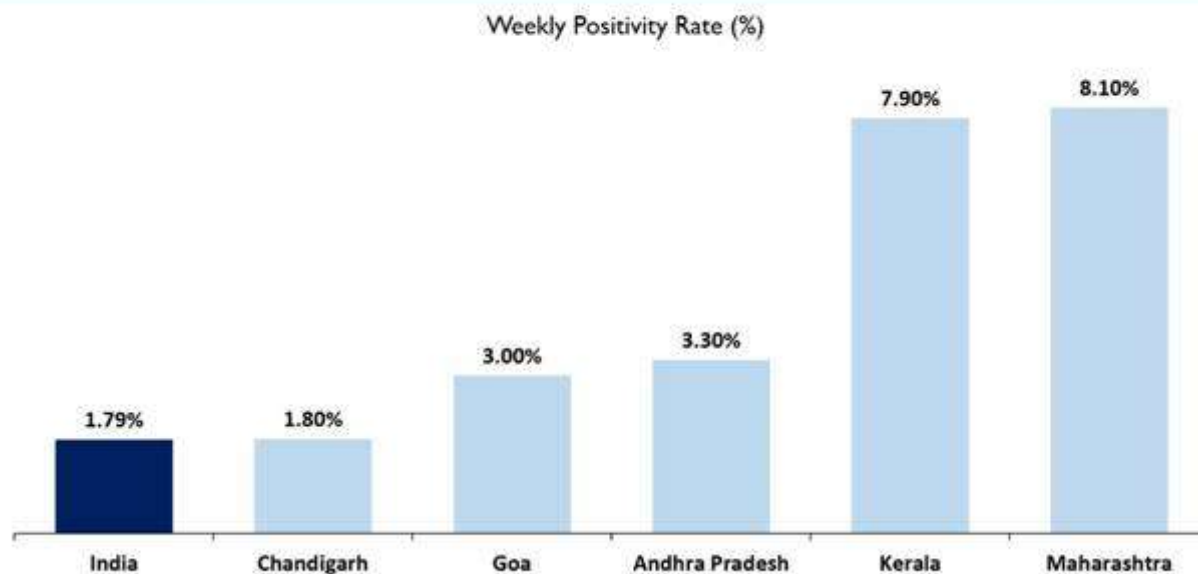
In Maharashtra, in the last four weeks, the weekly cases have shown a rising trend and have increased from 18,200 to 21,300; while the weekly positivity has also increased from 4.7% to 8%. The areas of concern are the Mumbai Suburban areas where the weekly cases have risen by 19%. In Nagpur, Amravati, Nashik, Akola and Yavatmal the weekly cases have increased by 33%, 47%, 23%, 55% and 48%, respectively.

Punjab is rapidly assuming critical dimension in respect of the spread of COVID19 infection. In the State, in the last four weeks, the weekly positivity rate has increased from 1.4% to 1.6%, while the weekly cases in the last four weeks have seen a rise from 1300 to 1682. In one district of SBS Nagar alone, the weekly positivity rate has become 4.9% from 3.5% and the weekly cases have more than doubled from 165 to 364.

5 States/UTs have weekly Positivity Rate more than the National Average. The National average is 1.79%. Maharashtra has highest weekly positivity rate with 8.10%.



5 States/UTs have weekly positivity rate more than the national average



The Centre has advised all these States to work on five major areas. These are:

1. Improve the overall testing numbers by focusing on increasing the proportion of RT-PCR tests.
2. All negative Rapid Antigen Test results to be mandatorily followed by RT-PCR test and no such negative persons are to be missed.
3. Refocus on strict and comprehensive surveillance as well as stringent containment in selected districts.
4. Regular monitoring of the mutant strains through testing followed by Genome Sequencing, as well as monitoring of the emerging cluster of cases.
5. Focusing on clinical management in districts reporting higher deaths.

On the front of COVID Vaccination, India's cumulative Vaccination Coverage has crossed **1.10 Cr.**

As on 18th February, 2021, till 8:00 AM, a total of **1,10,85,173** vaccine doses have been administered through **2,30,888 sessions**, as per the provisional report till 8 am today. These include **63,91,544 HCWs (1st dose)**, **9,60,642 HCWs (2nd dose)** and **37,32,987 FLWs (1st dose)**.

The 2nd dose of COVID19 vaccination started on 13th February, 2021 for those beneficiaries who have completed 28 days after receipt of the 1st dose. Vaccination of the FLWs started on 2nd Feb 2021.

S. No.	State/UT	Beneficiaries vaccinated		
		1stDose	2ndDose	Total Doses
1	A&N Islands	4,846	1,306	6,152

2	Andhra Pradesh	4,07,935	85,536	4,93,471
3	Arunachal Pradesh	19,702	4,041	23,743
4	Assam	1,53,259	11,050	1,64,309
5	Bihar	5,22,379	38,964	5,61,343
6	Chandigarh	12,953	795	13,748
7	Chhattisgarh	3,40,557	20,668	3,61,225
8	Dadra & Nagar Haveli	4,939	244	5,183
9	Daman & Diu	1,735	213	1,948
10	Delhi	2,94,081	17,329	3,11,410
11	Goa	15,070	1,113	16,183
12	Gujarat	8,21,940	60,130	8,82,070
13	Haryana	2,08,308	23,987	2,32,295
14	Himachal Pradesh	94,897	12,076	1,06,973
15	Jammu & Kashmir	2,00,695	6,731	2,07,426
16	Jharkhand	2,52,634	11,325	2,63,959
17	Karnataka	5,40,868	1,13,430	6,54,298
18	Kerala	3,99,064	38,829	4,37,893
19	Ladakh	5,631	600	6,231
20	Lakshadweep	1,809	115	1,924

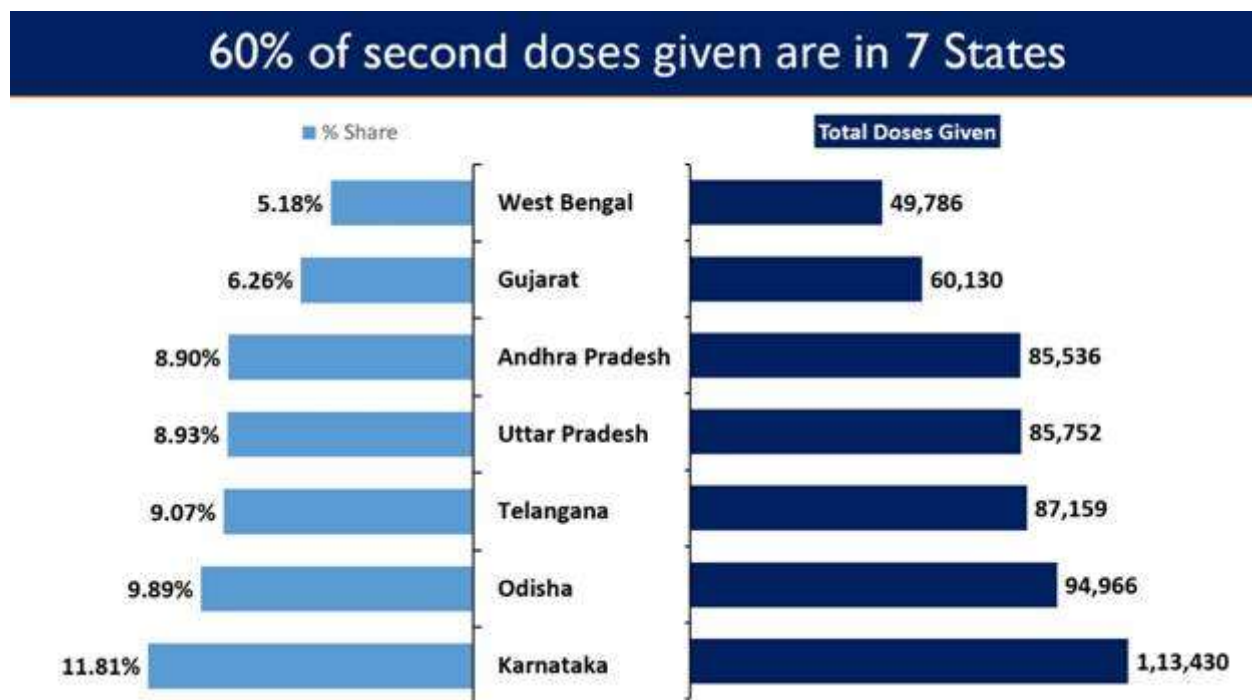


21	Madhya Pradesh	6,40,805	3,778	6,44,583
22	Maharashtra	8,75,752	46,976	9,22,728
23	Manipur	40,215	1,711	41,926
24	Meghalaya	23,877	629	24,506
25	Mizoram	14,627	2,241	16,868
26	Nagaland	21,526	3,909	25,435
27	Odisha	4,38,127	94,966	5,33,093
28	Puducherry	9,251	853	10,104
29	Punjab	1,22,429	13,859	1,36,288
30	Rajasthan	7,82,701	38,358	8,21,059
31	Sikkim	11,865	700	12,565
32	Tamil Nadu	3,39,686	31,160	3,70,846
33	Telangana	2,80,973	87,159	3,68,132
34	Tripura	82,369	11,587	93,956
35	Uttar Pradesh	10,66,290	85,752	11,52,042
36	Uttarakhand	1,30,908	7,146	1,38,054
37	West Bengal	6,33,271	49,786	6,83,057
38	Miscellaneous	3,06,557	31,590	3,38,147
Total		1,01,24,531	9,60,642	1,10,85,173



As on Day-36 of the vaccination drive (20th February, 2021), a total of **4,32,931** vaccine doses were administered. Out of which, **2,56,488** beneficiaries were vaccinated across **8,575** sessions for 1st dose (HCWs and FLWs) and **1,76,443** HCWs received 2nd dose of vaccine.

60.04% of those who have received the second dose **are concentrated in 7 States**. Karnataka alone accounts for 11.81% (1,13,430 doses).




A total of **1.06 Cr (1,06,89,715)** people has recovered so far. **11,667** patients have recovered and got discharged in the last 24 hours. India's **Recovery Rate at 97.25%** is amongst the highest in the world.

81.65% of the new recovered cases are observed to be concentrated in 5 States.

Kerala has reported the maximum number of single day recoveries with 5,841 newly recovered cases. 2,567 people recovered in Maharashtra in the past 24 hours followed by 459 in Tamil Nadu.



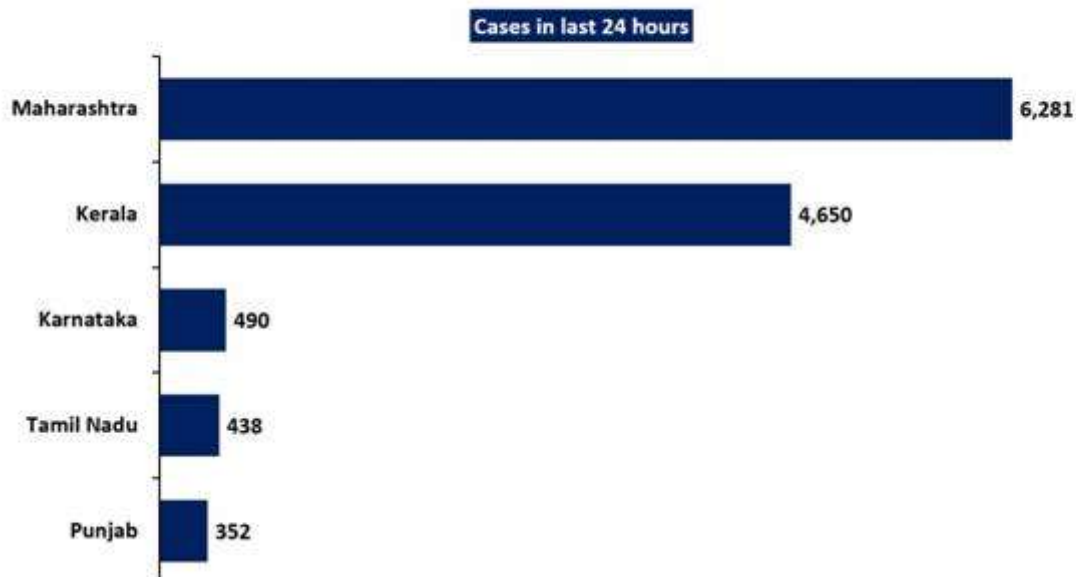
82% of new recovered cases reported only in 5 States



85.61% of the new cases are from 5 States.

Maharashtra continues to report the highest daily new cases at 6,281. It is followed by Kerala with 4,650 while Karnataka reported 490 new cases. Only two states – **Maharashtra and Kerala** account for 77% of daily new cases reported over the last 24 hours.

86% of new cases reported in only 5 States

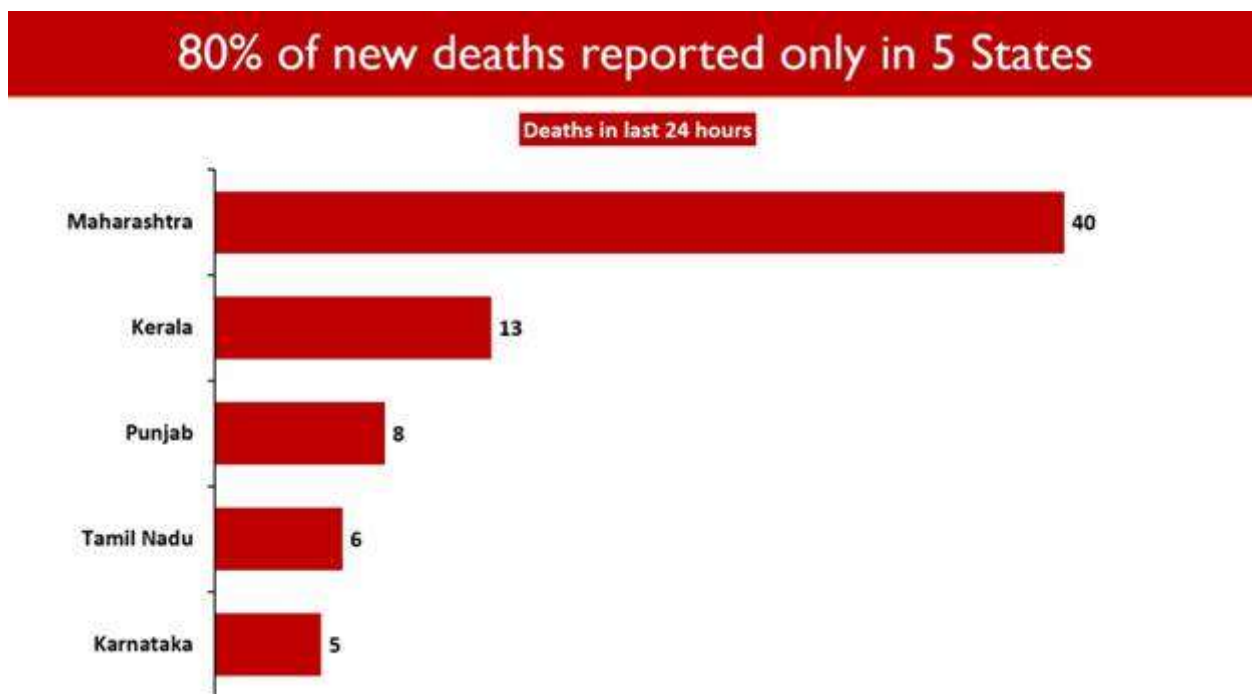


Twenty two States/UTs have not reported any COVID19 deaths in the last 24 hours. These are Gujarat, Odisha, J&K(UT), Andhra Pradesh, Himachal Pradesh, Goa, Jharkhand, Puducherry, Assam, Meghalaya, Lakshadweep, Manipur, Mizoram, Sikkim, Ladakh (UT), Nagaland, A&N Islands, Tripura, Uttarakhand, Arunachal Pradesh, D&D and D&N.

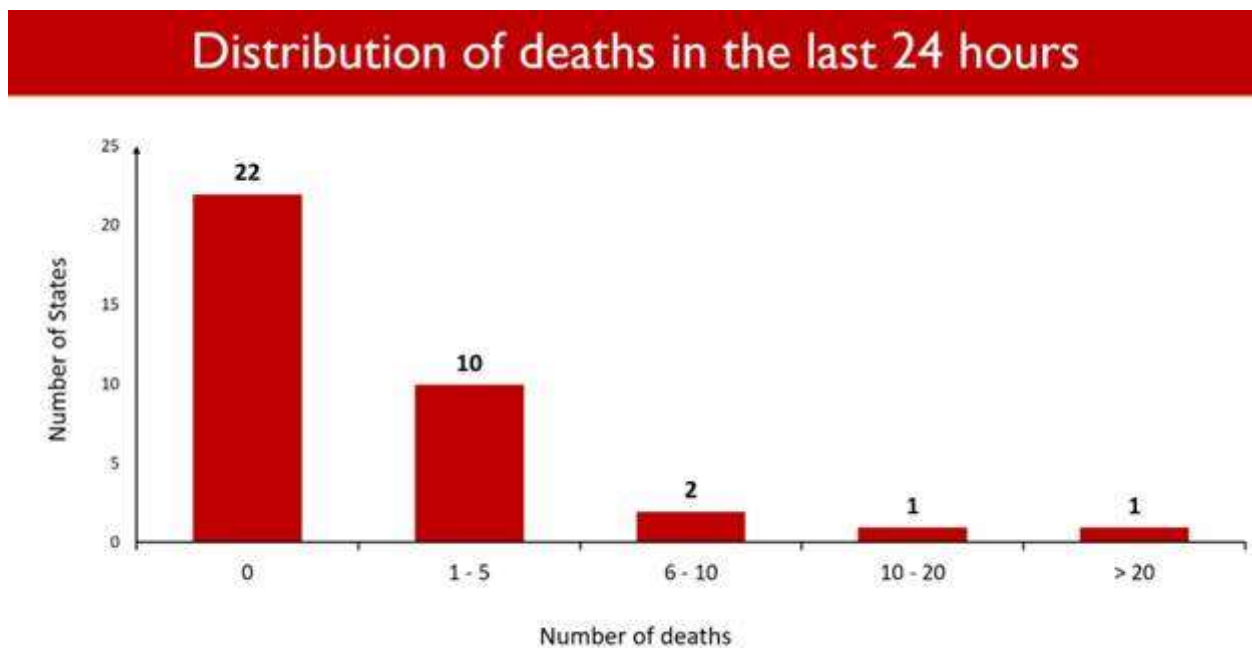
101 deaths were reported in the last 24 hours.



Five States account for **80%** of the new deaths. Maharashtra saw the maximum casualties (40). Kerala reported 13 deaths. Punjab has reported another 8 casualties.



In last 24 hours, only 1 state has reported more than 20 deaths; 10 to 20 deaths have been reported by just 1 state; 6 to 10 deaths have been reported by 2 states and 10 states have reported 1 to 5 deaths.



MV/SJ



(Release ID: 1699735) Visitor Counter : 277



Read this release in: Hindi , Marathi , Bengali , Manipuri , Punjabi , Gujarati , Odia , Tamil , Telugu , Malayalam

