



Ministry of Health and Family Welfare

Kerala, Maharashtra, Punjab, Chhattisgarh & MP witnesses an upsurge in Daily New Cases

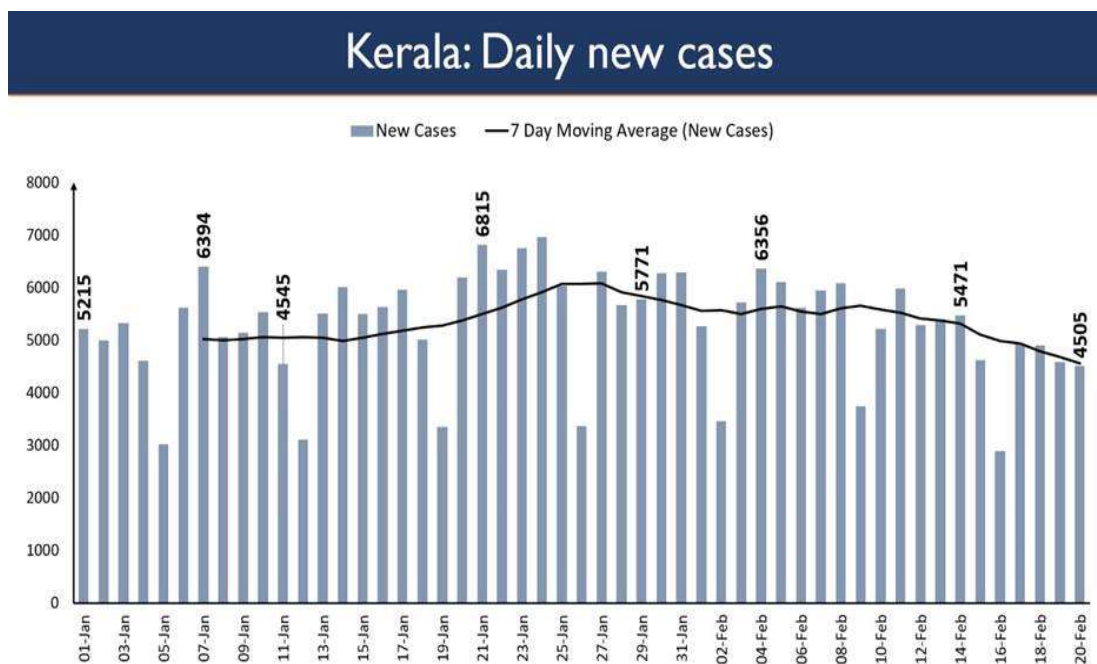
More than 1.07 crore vaccine doses administered against COVID19

No new COVID Fatality reported in 18 States/UTs in the last 24 hours

Posted On: 20 FEB 2021 12:27PM by PIB Delhi

India's present active caseload now consists of **1.30%** of India's total Positive Cases. India's total Active Caseload is pegged at **1,43,127** today. Some States are seeing an upsurge in daily new cases. There has been rise in daily cases in Kerala, Maharashtra, Punjab, Chhattisgarh and Madhya Pradesh.

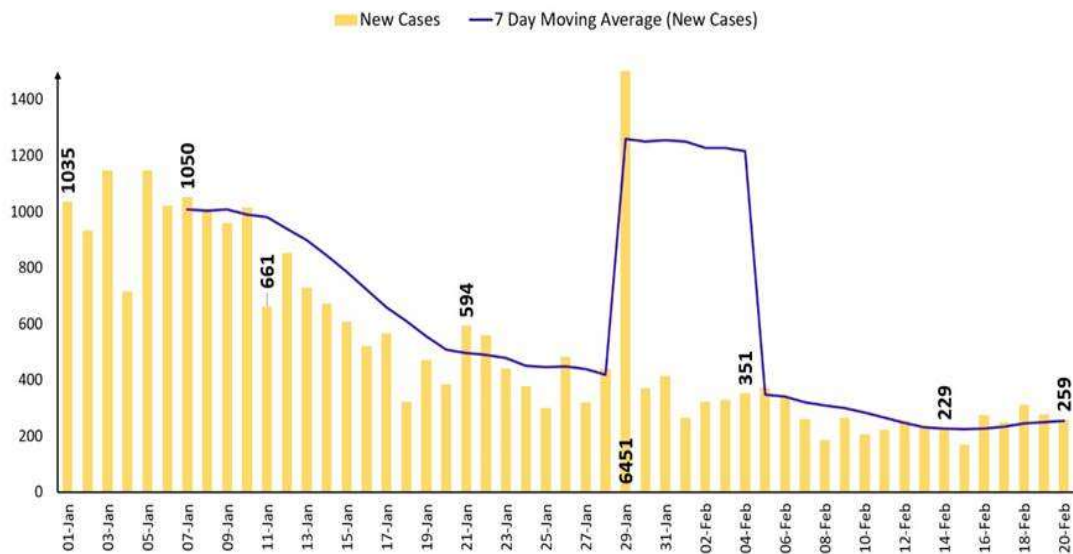
Kerala continues to report high number of daily new cases.



In last 7 days, Chhattisgarh has also seen a rise in daily active new cases. In last 24 hours, 259 daily new cases have been reported.

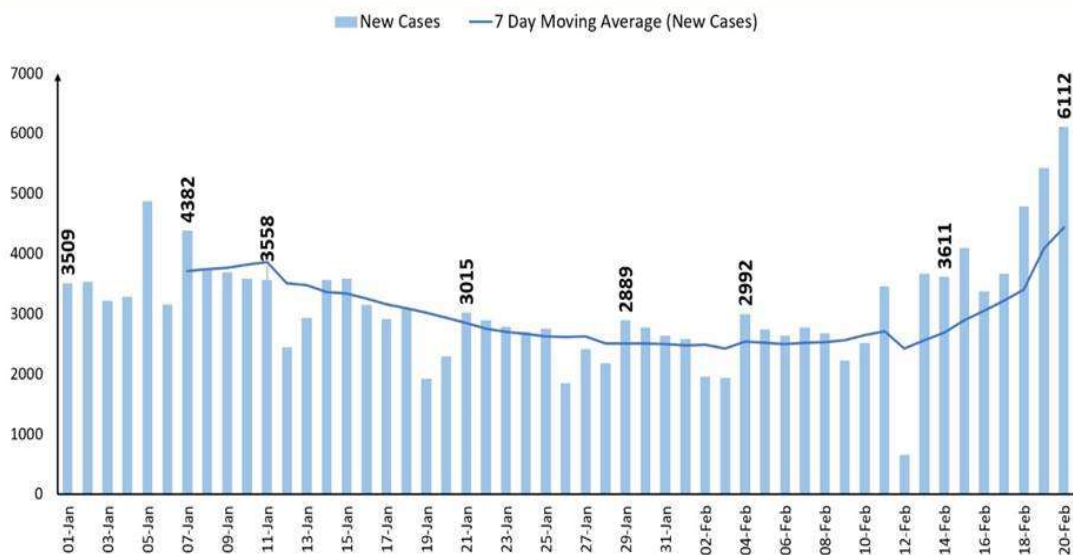


Chhattisgarh: Daily new cases



In the past week, Maharashtra has exhibited a spike in the number of daily new cases, accounting for highest number of daily new cases in the country today. In last 24 hours, 6,112 daily new case has been reported in the state.

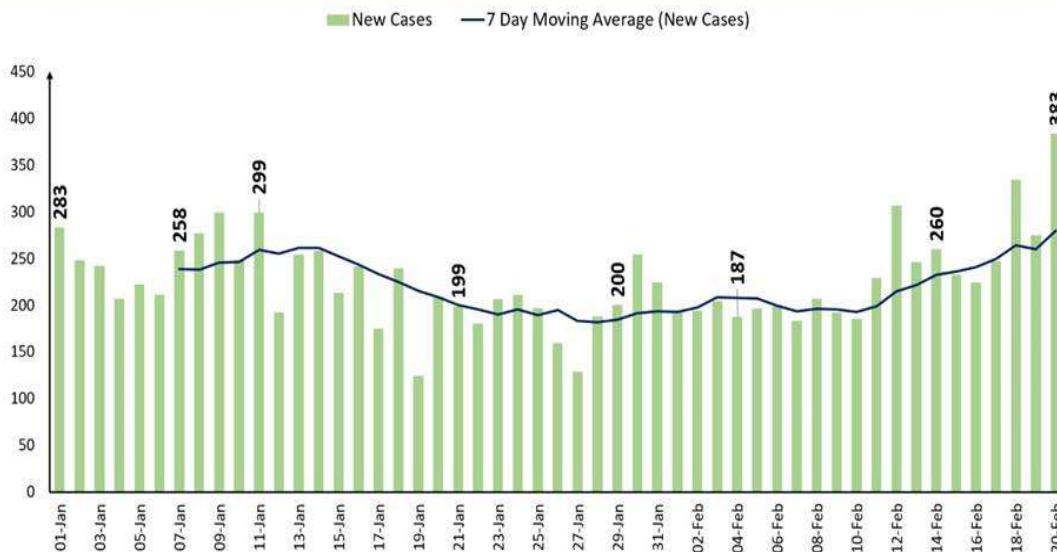
Maharashtra: Daily new cases



Similar to Maharashtra, Punjab has also shown a sudden spike in the number of daily new cases reported in last 7 days with 383 daily new cases in last 24 hours.

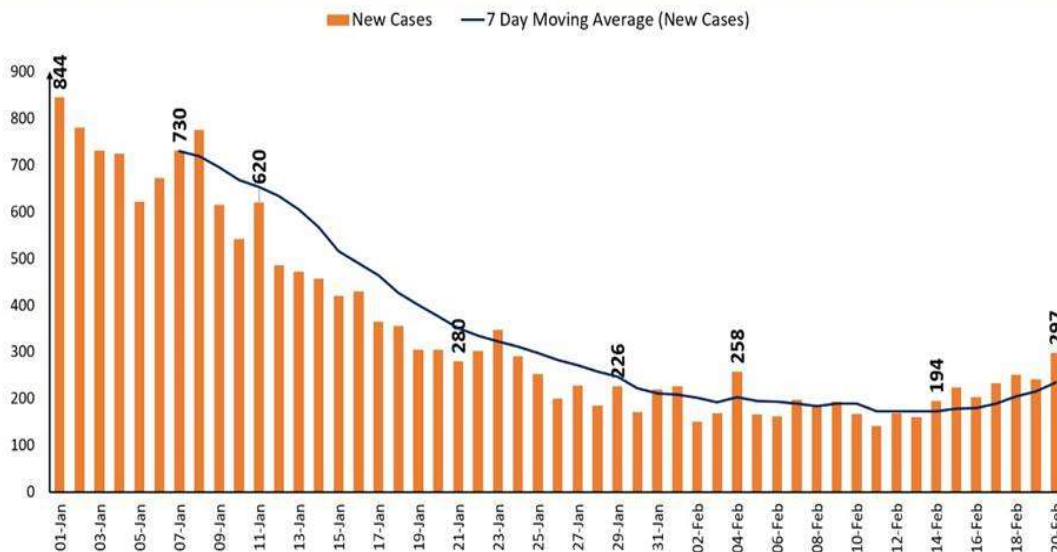


Punjab: Daily new cases



Since, 13th Feb 2021, Madhya Pradesh is also witnessing a rise in number of daily new cases. In last 24 hours, 297 daily new cases have been registered in the state.

Madhya Pradesh: Daily new cases

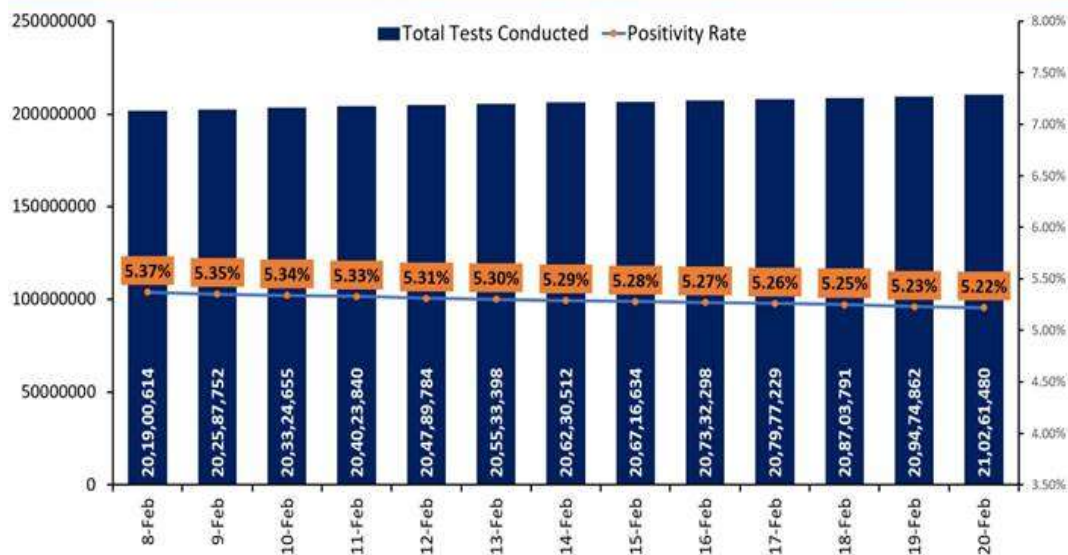


The importance of adherence of COVID appropriate behavior is strongly reiterated for breaking the chain of transmission of the virus and containment of spread of the disease.

However, with the better healthcare infrastructure facilities and Test-Track-Treat method, more than **21 crore (21,02,61,480)** tests have been conducted in the country. The cumulative national Positivity Rate has seen a consistent decline in last thirteen days. It presently stands at **5.22%**.



Tests conducted cross 21 crore & cumulative positivity rate at 5.22%



A total of **1,07,15,204** vaccine doses have been administered through **2,22,313** sessions, as per the provisional report till 8 am today. These include **63,28,479** HCWs (1st dose), **8,47,161** HCWs (2nd dose) and **35,39,564** FLWs (1st dose).

The 2nd dose of COVID19 vaccination started on 13th February, 2021 for those beneficiaries who have completed 28 days after receipt of the 1st dose. Vaccination of the FLWs started on 2nd Feb 2021.

S. No.	State/UT	Beneficiaries vaccinated		
		1stDose	2ndDose	TotalDoses
1	A&N Islands	4,453	895	5,348
2	Andhra Pradesh	3,98,108	71,707	4,69,815
3	Arunachal Pradesh	19,608	3,951	23,559
4	Assam	1,47,368	10,164	1,57,532
5	Bihar	5,15,363	35,070	5,50,433
6	Chandigarh	12,100	547	12,647
7	Chhattisgarh	3,30,446	16,104	3,46,550



8	Dadra&NagarHaveli	4,801	169	4,970
9	Daman&Diu	1,672	153	1,825
10	Delhi	2,72,322	12,978	2,85,300
11	Goa	14,386	634	15,020
12	Gujarat	8,19,060	37,597	8,56,657
13	Haryana	2,05,616	21,093	2,26,709
14	HimachalPradesh	92,702	71,322	1,64,024
15	Jammu&Kashmir	1,89,840	5,282	1,95,122
16	Jharkhand	2,46,213	10,522	2,56,735
17	Karnataka	5,29,968	99,452	6,29,420
18	Kerala	3,92,993	32,060	4,25,053
19	Ladakh	5,005	358	5,363
20	Lakshadweep	1,809	115	1,924
21	MadhyaPradesh	6,26,391	0	6,26,391
22	Maharashtra	8,31,921	28,465	8,60,386
23	Manipur	38,585	1,434	40,019
24	Meghalaya	22,285	616	22,901
25	Mizoram	14,428	2,206	16,634
26	Nagaland	20,603	3,419	24,022
27	Odisha	4,36,584	68,129	5,01,713



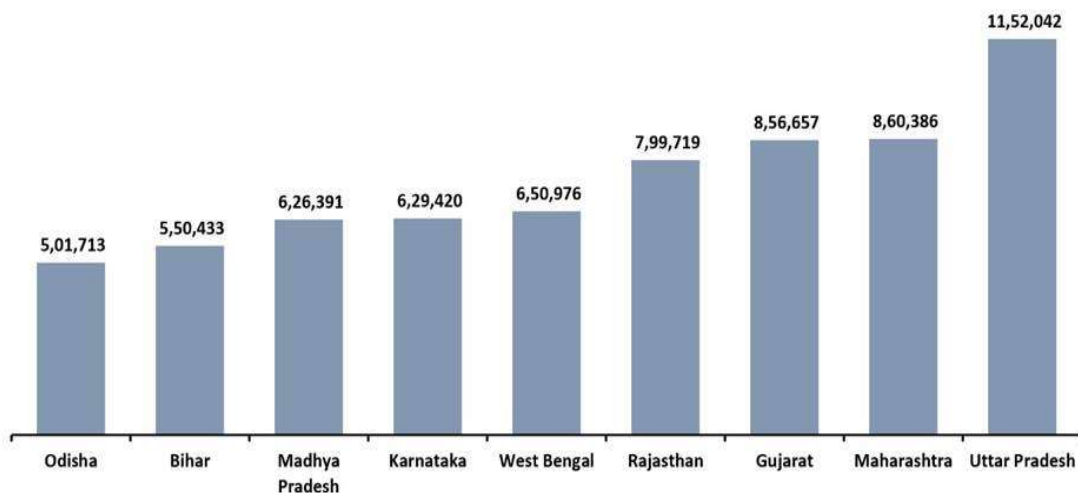
28	Puducherry	8,481	645	9,126
29	Punjab	1,20,015	9,455	1,29,470
30	Rajasthan	7,80,665	19,054	7,99,719
31	Sikkim	11,102	698	11,800
32	TamilNadu	3,24,537	25,746	3,50,283
33	Telangana	2,80,277	86,051	3,66,328
34	Tripura	81,042	11,134	92,176
35	UttarPradesh	10,66,290	85,752	11,52,042
36	Uttarakhand	1,29,221	6,231	1,35,452
37	WestBengal	6,09,987	40,989	6,50,976
38	Miscellaneous	2,64,796	26,964	2,91,760
Total		98,68,043	8,47,161	1,07,15,204

As on Day-35 of the vaccination drive (20th February, 2021), total **5,27,197 vaccine** doses were given. Out of which, **2,90,935** beneficiaries were vaccinated across **10,851** sessions for 1st dose (HCWs and FLWs) and **2,36,262** HCWs received 2nd dose of vaccine.

9 States have administered more than 5 lakh doses each. These are Uttar Pradesh (11,52,042), Maharashtra (8,60,386), Gujarat (8,56,657), Rajasthan (7,99,719), West Bengal (6,50,976), Karnataka (6,29,420), Madhya Pradesh (6,26,391), Bihar (5,50,433) and Odisha (5,01,713).



Each of 9 States have administered more than 5 lakh doses

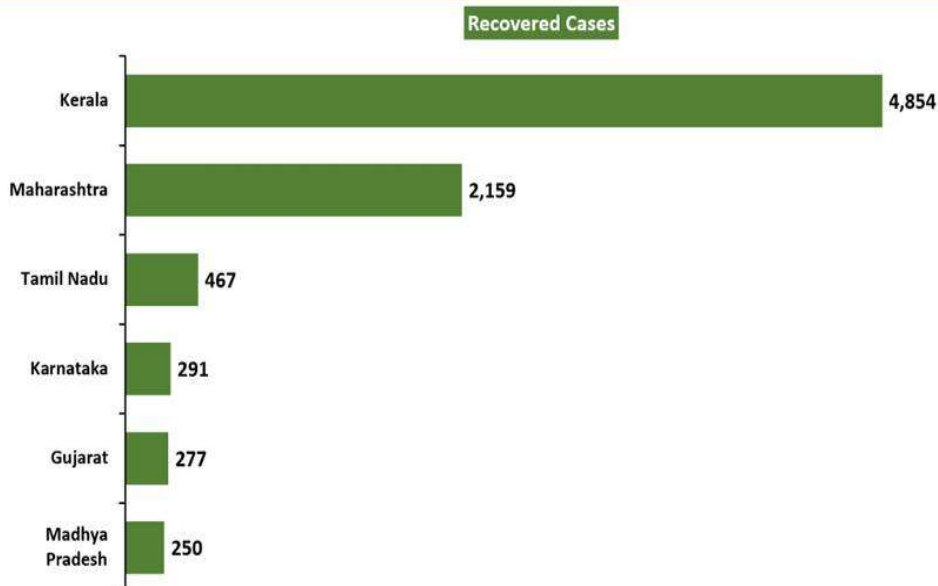


A total of **1.06 Cr (1,06,67,741)** people has recovered so far. **10,307** patients have recovered and got discharged in the last 24 hours. India's **Recovery Rate at 97.27%** is amongst the highest in the world.

80.51% of the new recovered cases are observed to be concentrated in 6 States.

Kerala has reported the maximum number of single day recoveries with 4,854 newly recovered cases. 2,159 people recovered in Maharashtra in the past 24 hours followed by 467 in Tamil Nadu.

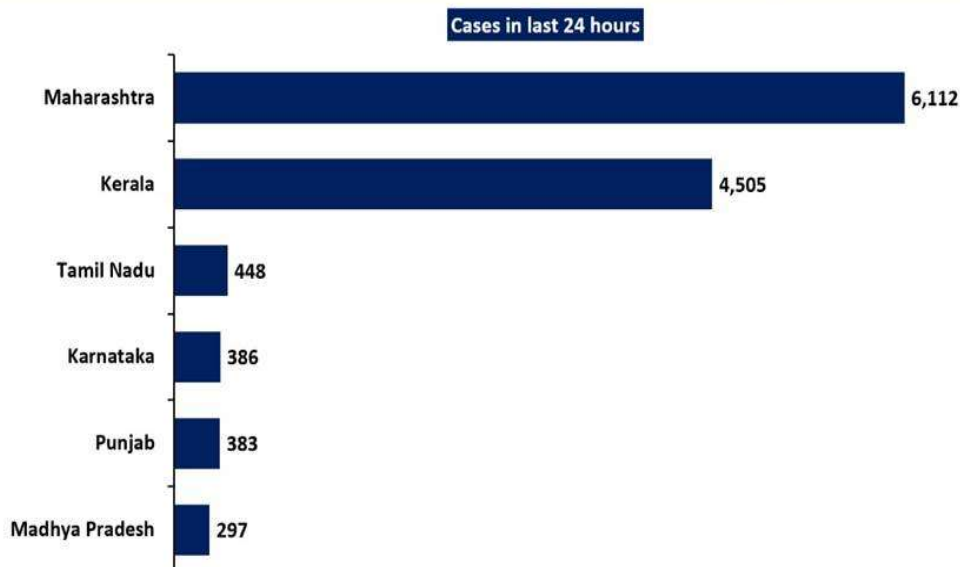
81% of new recovered cases reported only in 6 States



86.69% of the new cases are from 6 States.

Maharashtra continues to report the highest daily new cases at 6,112. It is followed by Kerala with 4,505 while Tamil Nadu reported 448 new cases. Only two states – **Maharashtra and Kerala** account for **75.87%** of total active cases.

87% of new cases reported in only 6 States

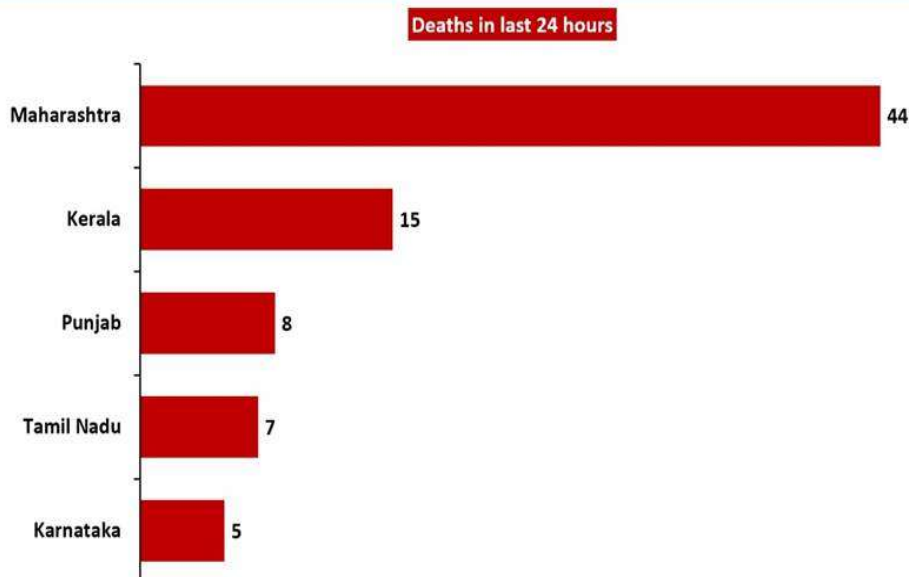


Eighteen States/UTs have not reported any COVID19 deaths in the last 24 hours. These are Telangana, Haryana, J&K (UT), Jharkhand, Himachal Pradesh, Tripura, Assam, Chandigarh, Lakshadweep, Manipur, Meghalaya, Ladakh (UT), Mizoram, Sikkim, Nagaland, Arunachal Pradesh, A&N Islands, D&D & D&N.

101 deaths were reported in the last 24 hours.

Five States account for **78.22%** of the new deaths. Maharashtra saw the maximum casualties (44). Kerala reported 15 deaths. Punjab has reported another 8 casualties.

78% of new deaths reported only in 5 States



MV/SJ

(Release ID: 1699596) Visitor Counter : 71

