



Ministry of Health and Family Welfare

# India crosses a landmark milestone- More than 1 crore vaccine doses administered against COVID19

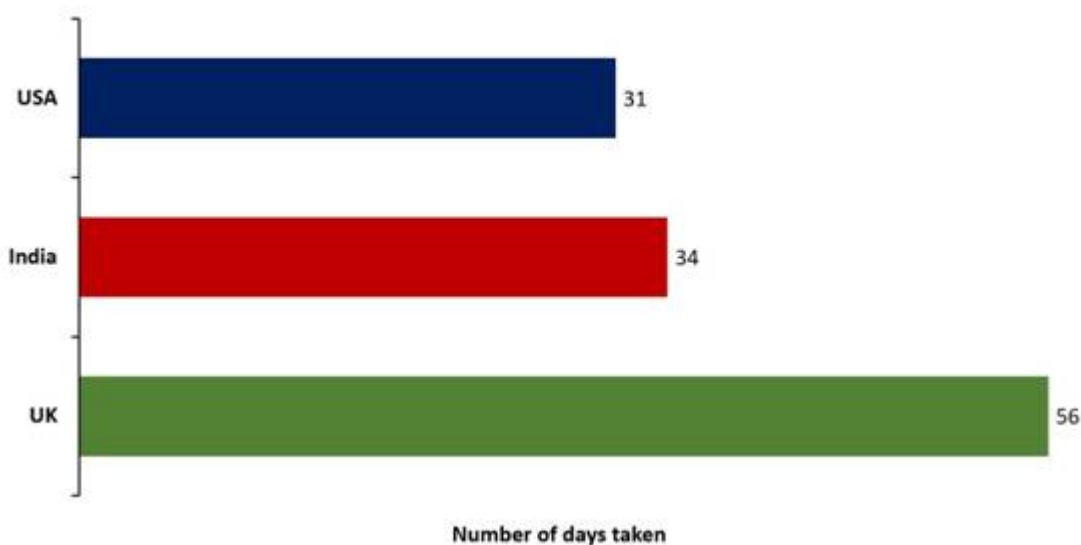
## No new COVID19 Fatality reported in 16 States/UTs in the last 24 hours

Posted On: 19 FEB 2021 2:12PM by PIB Delhi

India has crossed a significant milestone in the fight against the global pandemic. As on 19<sup>th</sup> February, 2021, till 8:00 AM, the cumulative vaccine doses administered to healthcare and frontline workers against COVID19 in the country have **surpassed 1 crore**.

India took 34 days to achieve the landmark feat of 1 crore vaccinations, the second fastest in the world.

### Global Comparison: Countries that achieved 1 crore vaccinations



Source: Our World in Data and multiple news articles

A total of **1,01,88,007** vaccine doses have been administered through **2,11,462** sessions, as per the provisional report till 8 am today. These include **62,60,242** HCWs (1<sup>st</sup> dose), **6,10,899** HCWs (2<sup>nd</sup> dose) and **33,16,866** FLWs (1<sup>st</sup> dose).



The 2nd dose of COVID19 vaccination started on 13<sup>th</sup> February, 2021 for those beneficiaries who have completed 28 days after receipt of the 1st dose. Vaccination of the FLWs started on 2<sup>nd</sup> Feb 2021.

S. No.	State/UT	Beneficiaries vaccinated		
		1st Dose	2nd Dose	Total Doses
1	<b>A &amp; N Islands</b>	4,347	495	4,842
2	<b>Andhra Pradesh</b>	3,86,770	51,996	4,38,766
3	<b>Arunachal Pradesh</b>	18,359	2,941	21,300
4	<b>Assam</b>	1,38,795	7,953	1,46,748
5	<b>Bihar</b>	5,06,688	33,419	5,40,107
6	<b>Chandigarh</b>	11,381	423	11,804
7	<b>Chhattisgarh</b>	3,21,706	14,425	3,36,131
8	<b>Dadra &amp; Nagar Haveli</b>	4,493	114	4,607
9	<b>Daman &amp; Diu</b>	1,640	94	1,734
10	<b>Delhi</b>	2,49,791	11,188	2,60,979
11	<b>Goa</b>	13,862	356	14,218
12	<b>Gujarat</b>	8,11,152	28,047	8,39,199
13	<b>Haryana</b>	2,03,766	16,500	2,20,266



14	<b>Himachal Pradesh</b>	90,908	68,031	1,58,939
15	<b>Jammu &amp; Kashmir</b>	1,77,795	3,756	1,81,551
16	<b>Jharkhand</b>	2,38,852	8,595	2,47,447
17	<b>Karnataka</b>	5,19,158	63,533	5,82,691
18	<b>Kerala</b>	3,86,901	23,948	4,10,849
19	<b>Ladakh</b>	4,436	290	4,726
20	<b>Lakshadweep</b>	1,809	115	1,924
21	<b>Madhya Pradesh</b>	6,11,640	0	6,11,640
22	<b>Maharashtra</b>	8,14,682	24,884	8,39,566
23	<b>Manipur</b>	35,834	901	36,735
24	<b>Meghalaya</b>	21,674	607	22,281
25	<b>Mizoram</b>	13,731	1,384	15,115
26	<b>Nagaland</b>	18,398	2,661	21,059
27	<b>Odisha</b>	4,29,212	53,401	4,82,613
28	<b>Puducherry</b>	7,661	454	8,115
29	<b>Punjab</b>	1,16,199	5,575	1,21,774
30	<b>Rajasthan</b>	7,47,420	15,493	7,62,913



31	<b>Sikkim</b>	10,143	357	10,500
32	<b>Tamil Nadu</b>	3,09,692	20,125	3,29,817
33	<b>Telangana</b>	2,79,832	73,281	3,53,113
34	<b>Tripura</b>	79,030	6,766	85,796
35	<b>Uttar Pradesh</b>	10,52,431	18,464	10,70,895
36	<b>Uttarakhand</b>	1,26,454	4,246	1,30,700
37	<b>West Bengal</b>	5,83,613	23,922	6,07,535
38	<b>Miscellaneous</b>	2,26,853	22,159	2,49,012
	<b>Total</b>	<b>95,77,108</b>	<b>6,10,899</b>	<b>1,01,88,007</b>

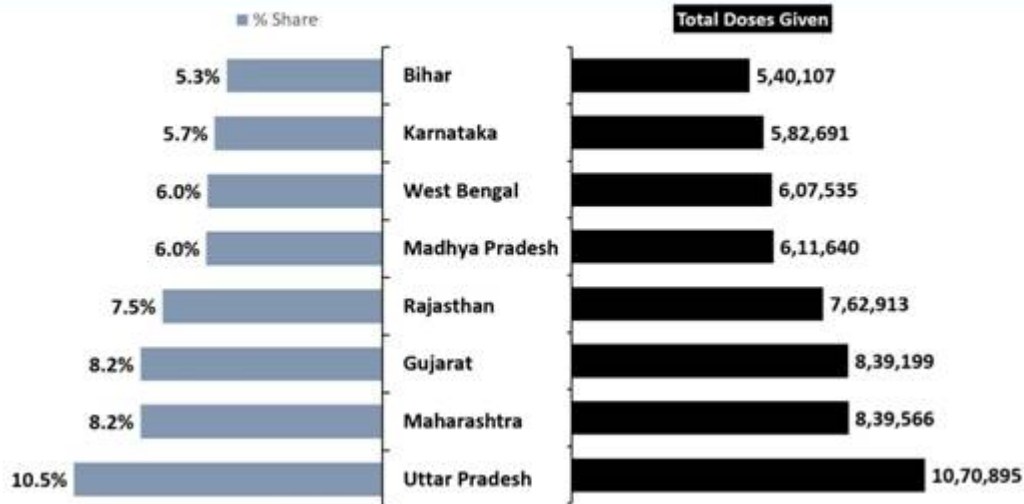
As on Day-34 of the vaccination drive (18<sup>th</sup> February, 2021), total **6,58,674 vaccine** doses were given. Out of which, **4,16,942** beneficiaries were vaccinated across **10,812** sessions for 1<sup>st</sup> dose (HCWs and FLWs) and **2,41,732 HCWs** received 2<sup>nd</sup> dose of vaccine.

The country is witnessing a progressive increase in the vaccination day by day.

**8 States** account for **57.47%** of the total vaccine doses administered in India. Uttar Pradesh alone accounts for 10.5% (10,70,895).

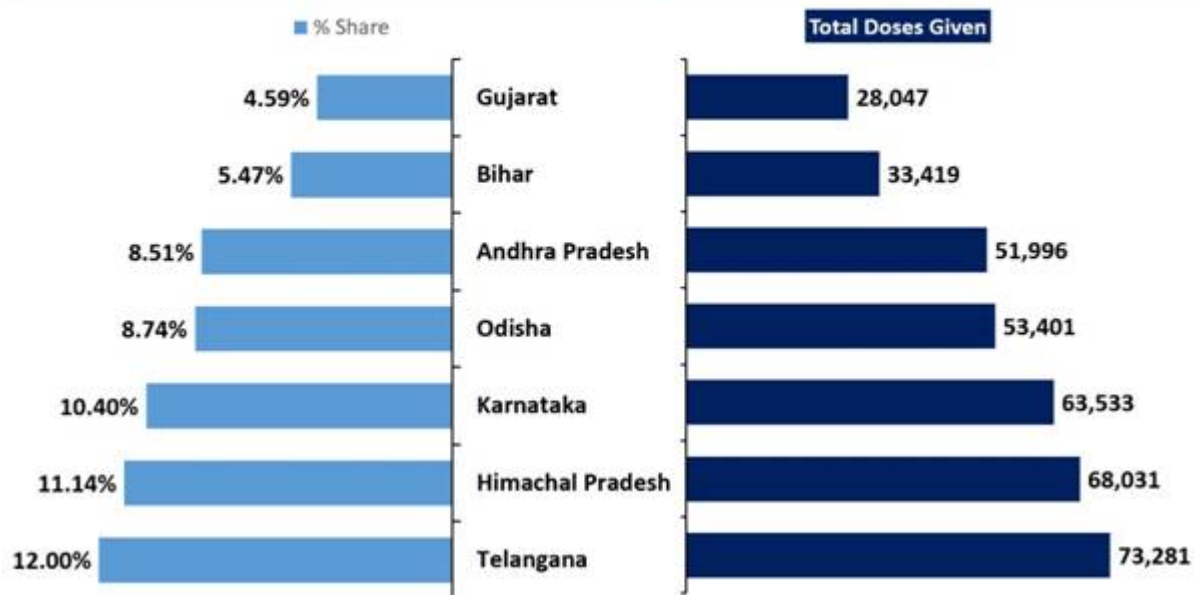


## 57% of total doses given are in 8 States



**7 States** account for **60.85%** of the second vaccine doses administered in India. Telangana leads all the states with a 12% share of second doses (73,281 beneficiaries) administered in the country.

## 61% of second doses given are in 7 States

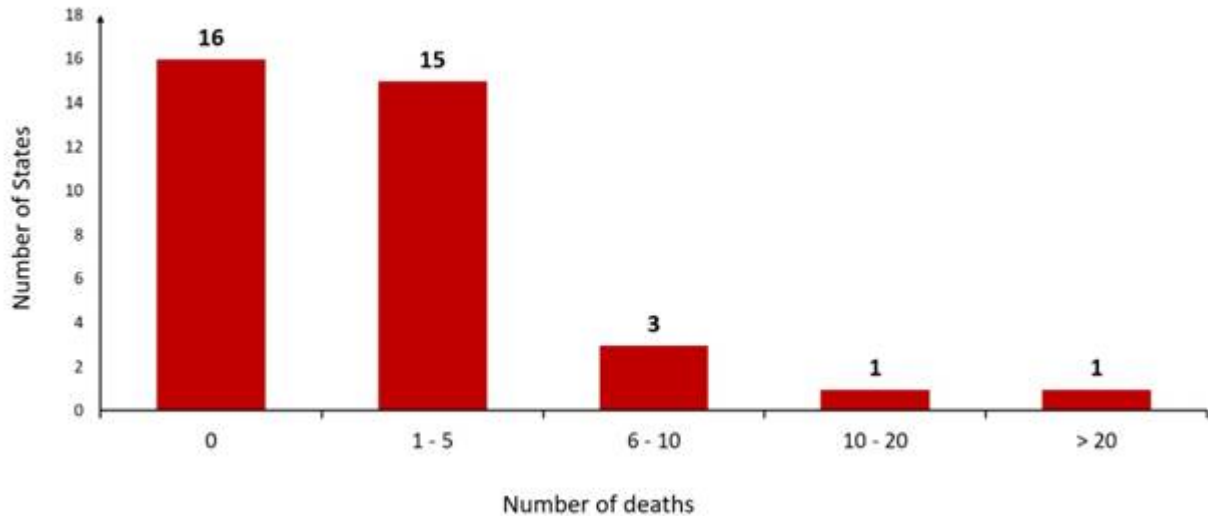


**Sixteen States/UTs have not reported any COVID19 deaths in the last 24 hours.** These are Gujarat, Himachal Pradesh, Goa, Jharkhand, Meghalaya, Puducherry, Chandigarh, Manipur, Mizoram, Lakshadweep, Sikkim, Arunachal Pradesh, Ladakh (UT), Tripura, A&N Islands and D&D & D&N.

Fifteen States/UTs reported between 1-5 deaths and 3 States/UTs reported between 6-10 deaths.



## Distribution of deaths in the last 24 hours



India's total Active Caseload currently stands at **1.39 lakh (1,39,542)** today. The active caseload now is **1.27%** of India's total Positive Cases.

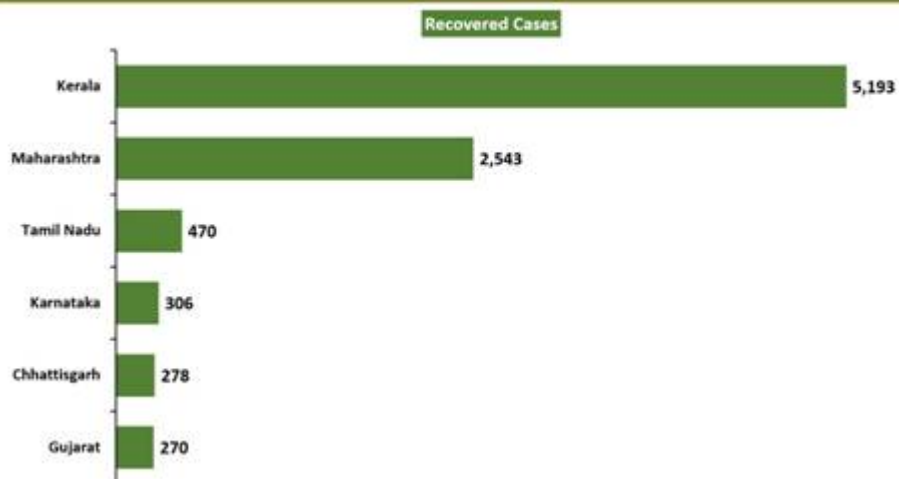
India's cumulative recoveries stand at 1.06cr (**1,06,67,741**) today. The Recovery Rate is **97.30%**.

**10,896** patients have recovered and discharged in the last 24 hours.

**83.15%** of the new recovered cases are observed to be concentrated in 6 States.

Kerala has reported the maximum number of single day recoveries with 5,193 newly recovered cases. 2,543 people recovered in Maharashtra in the past 24 hours followed by 470 in Tamil Nadu.

### 83% of new recovered cases reported only in 6 States



**13,193** new daily cases have been recorded in the last 24 hours.

**86.6%** of the daily new cases are from 6 States.

Maharashtra reports the highest daily new cases at 5,427. It is followed by Kerala with 4,584, while Tamil Nadu reported 457 new cases.

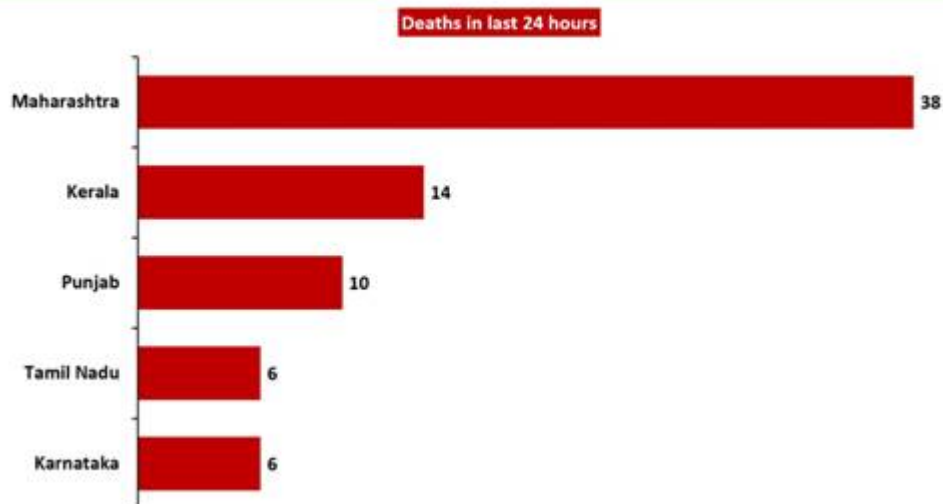
### 87% of new cases reported in only 6 States



**97 fatalities** have been recorded in the last 24 hours.

Five States account for **76.29%** of the daily deaths. Maharashtra saw the maximum casualties (38). Kerala follows with 14 daily deaths and Punjab reported 10 casualties.

### 76% of new deaths reported only in 5 States



MV/SJ

HFW/COVID States data/19<sup>th</sup>February2021/1

(Release ID: 1699353) Visitor Counter : 107

Read this release in: Tamil , Hindi , Marathi , Manipuri , Gujarati , Telugu , Malayalam

