



Ministry of Health and Family Welfare

## Third Topmost globally, India's cumulative vaccination coverage has crossed 94 lakhs

Total Recovered Cases follow an upward trajectory; Recovered Cases more than 97% of Total Cases

No New COVID19 Fatality reported in 16 States/UTs in last 24 hours

Posted On: 18 FEB 2021 10:52AM by PIB Delhi

India is the third topmost country globally with the highest cumulative vaccination numbers, after USA and the UK.

As on 18<sup>th</sup> February, 2021, till 8:00 AM, the cumulative vaccination coverage to healthcare workers (HCWs) and frontline workers (FLWs) against COVID19 in the country has **crossed 94 lakhs**.

**94,22,228** vaccine doses have been given to beneficiaries through **1,99,305 sessions**, as per the provisional report till 8 am today. These include **61,96,641 HCWs (1st dose)**, **3,69,167 HCWs (2nd dose)** and **28,56,420 FLWs (1<sup>st</sup> dose)**.

The 2nd dose of COVID19 vaccination started on 13<sup>th</sup> February, 2021 for those beneficiaries who have completed 28 days after receipt of the 1st dose. The vaccination of the FLWs started from 2<sup>nd</sup> Feb 2021.

S. No.	State/UT	Beneficiaries vaccinated		
		1st Dose	2nd Dose	Total Doses
1	A & N Islands	4,045	182	4,227



2	<b>Andhra Pradesh</b>	3,76,308	35,475	4,11,783
3	<b>Arunachal Pradesh</b>	16,613	1,574	18,187
4	<b>Assam</b>	1,31,651	5,573	1,37,224
5	<b>Bihar</b>	5,02,903	15,192	5,18,095
6	<b>Chandigarh</b>	10,583	277	10,860
7	<b>Chhattisgarh</b>	3,08,551	9,829	3,18,380
8	<b>Dadra &amp; Nagar Haveli</b>	4,143	94	4,237
9	<b>Daman &amp; Diu</b>	1,480	94	1,574
10	<b>Delhi</b>	2,28,911	7,651	2,36,562
11	<b>Goa</b>	13,692	354	14,046
12	<b>Gujarat</b>	6,99,443	17,801	7,17,244
13	<b>Haryana</b>	2,01,675	8,009	2,09,684
14	<b>Himachal Pradesh</b>	87,499	4,306	91,805
15	<b>Jammu &amp; Kashmir</b>	1,59,765	2,501	1,62,266
16	<b>Jharkhand</b>	2,32,671	7,541	2,40,212
17	<b>Karnataka</b>	5,10,696	54,397	5,65,093
18	<b>Kerala</b>	3,79,034	16,153	3,95,187



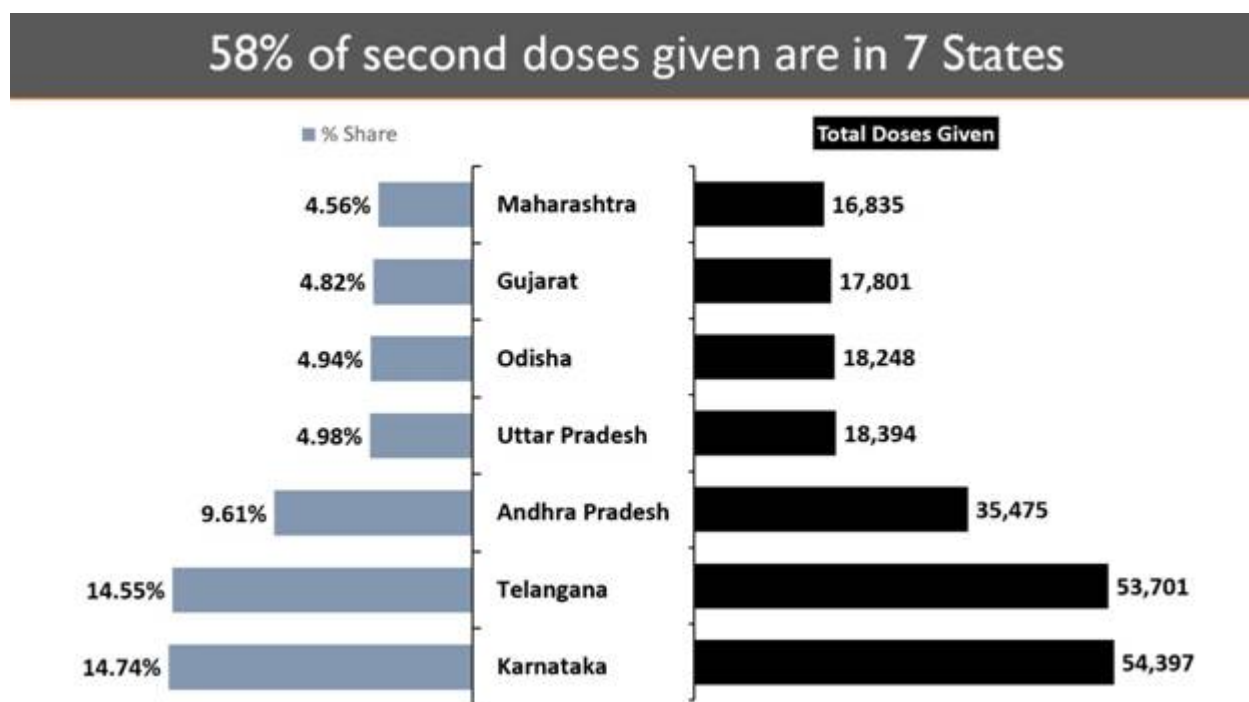
19	<b>Ladakh</b>	3,856	290	4,146
20	<b>Lakshadweep</b>	1,809	115	1,924
21	<b>Madhya Pradesh</b>	5,97,537	0	5,97,537
22	<b>Maharashtra</b>	7,64,965	16,835	7,81,800
23	<b>Manipur</b>	32,748	777	33,525
24	<b>Meghalaya</b>	21,221	470	21,691
25	<b>Mizoram</b>	12,976	585	13,561
26	<b>Nagaland</b>	16,502	1,750	18,252
27	<b>Odisha</b>	4,21,142	18,248	4,39,390
28	<b>Puducherry</b>	6,959	395	7,354
29	<b>Punjab</b>	1,12,231	3,051	1,15,282
30	<b>Rajasthan</b>	7,44,741	15,334	7,60,075
31	<b>Sikkim</b>	9,509	251	9,760
32	<b>Tamil Nadu</b>	2,95,338	14,039	3,09,377
33	<b>Telangana</b>	2,79,534	53,701	3,33,235
34	<b>Tripura</b>	75,565	2,361	77,926
35	<b>Uttar Pradesh</b>	9,16,568	18,394	9,34,962
36	<b>Uttarakhand</b>	1,23,656	3,063	1,26,719



37	<b>West Bengal</b>	5,57,880	15,866	5,73,746
38	<b>Miscellaneous</b>	1,88,661	16,639	2,05,300
<b>Total</b>		90,53,061	3,69,167	94,22,228

As on Day-33 of the vaccination drive (18<sup>th</sup> February, 2021), total **4,22,998 vaccine** doses were given across **7,932** sessions. Out of which, **3,30,208** beneficiaries were vaccinated for 1<sup>st</sup> dose and **92,790** received the 2<sup>nd</sup> dose of vaccine.

**58.20%** of those who have received the second dose **are concentrated in 7 States**. Karnataka alone accounts for 14.74% (54,397 doses).

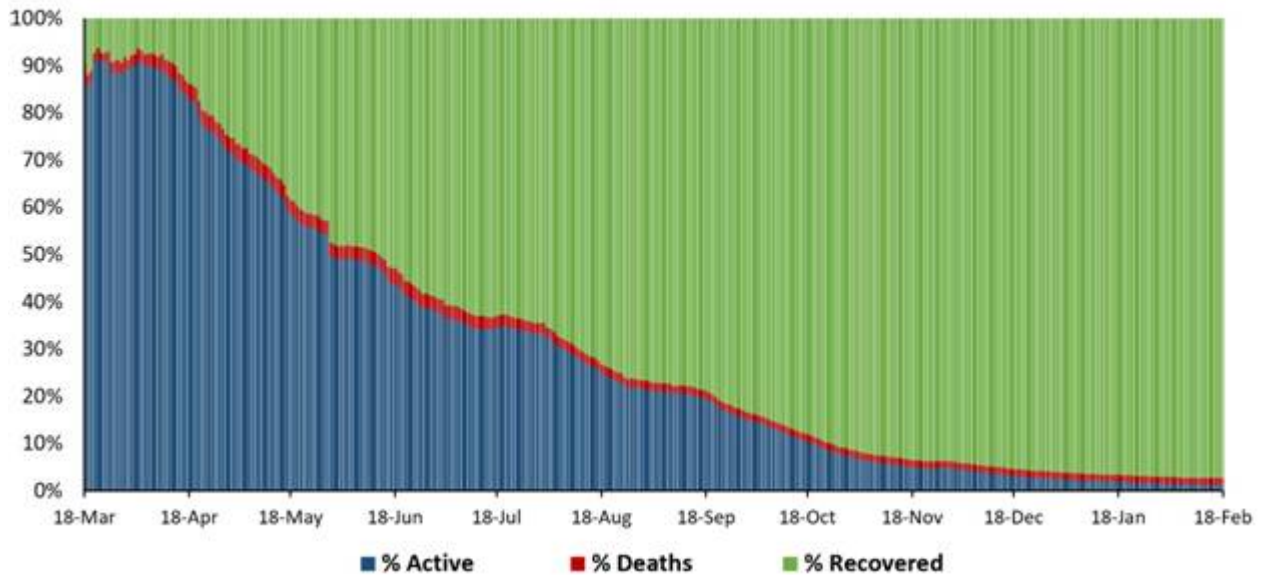


Moving ahead on the COVID19 trajectory, India's cumulative recoveries show a progressive increment on a daily basis. It stands at **1.06 Cr (1,06,56,845)** today. The Recovery Rate is **97.32%**. Rising recoveries along with contained daily deaths have ensured a sustained fall in the Active Caseload.

India's present Active Cases (**1,37,342**) constitute just **1.25%** of the total positive cases. **11,987** patients have recovered and discharged in the last 24 hours.

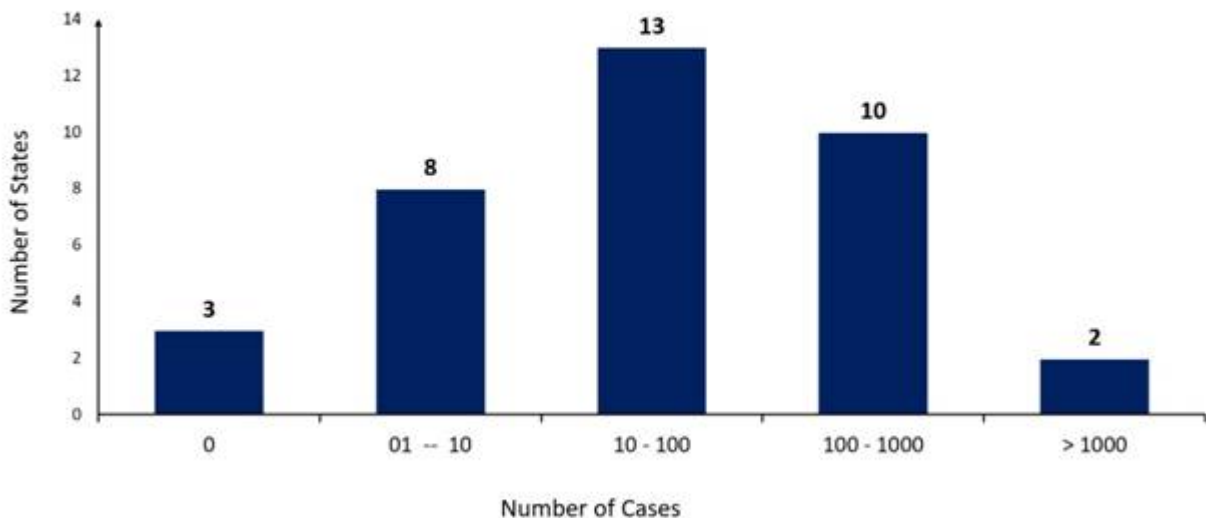


## Active cases constitute 1.25% & Recovered cases more than 97% of total cases



The distribution of new cases in the last 24 hours depicts a positive picture. Only 2 States have registered more than 1,000 new cases in the last 24 hours.

## Distribution of new cases in the last 24 hours

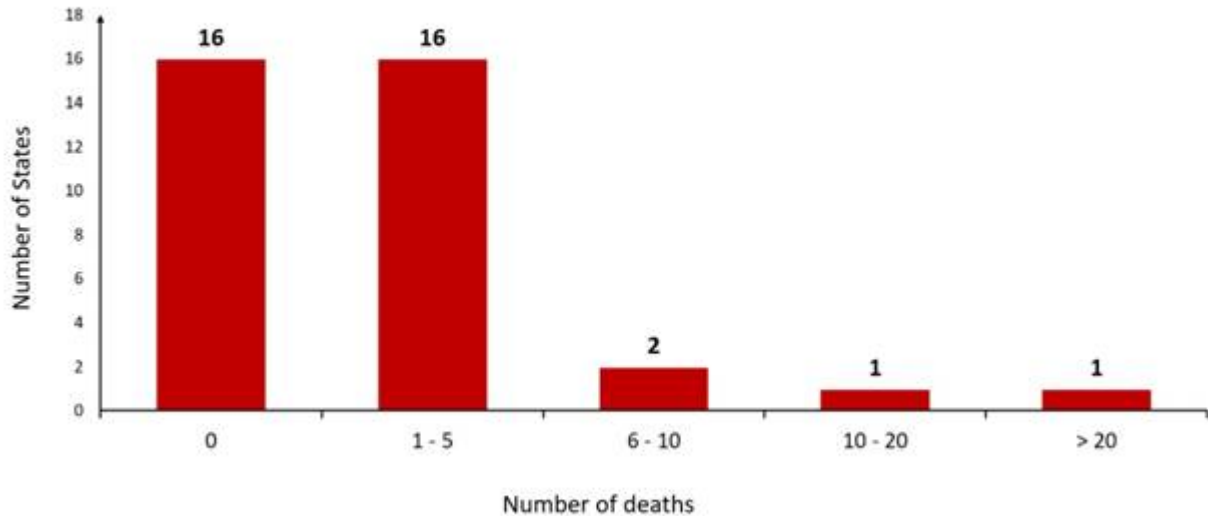


**Sixteen States/UTs have not reported any COVID19 deaths in the last 24 hours.** These are Delhi, Odisha, J&K (UT), Jharkhand, Himachal Pradesh, Lakshadweep, Manipur, Meghalaya, Sikkim, Ladakh (UT), Nagaland, Mizoram, A&N Islands, Tripura, D&D & D&N, Arunachal Pradesh.

In the last 24 hours, only 1 State has recorded more than 20 deaths.

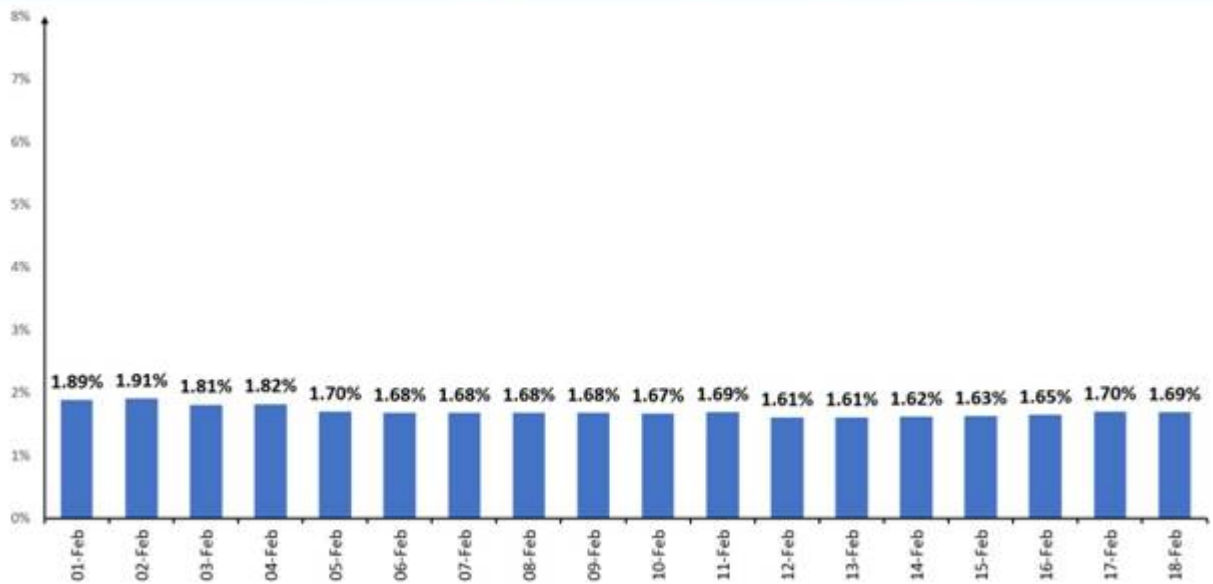


## Distribution of deaths in the last 24 hours



The Daily Positivity Rate has also seen a constant decline in last 7 days. From 1.89% on 1<sup>st</sup> February 2021, it has dropped to 1.69% as of today.

## Daily Positivity Rate (7 Day Moving Average)



Kerala and Maharashtra alone account for **75% of new cases, 72% of new recovered cases and 55% of new deaths.**

**85.14%** of the new recovered cases are observed to be concentrated in 6 States.



Kerala has reported the maximum number of single day recoveries with 4,832 newly recovered cases. 3,853 people recovered in Maharashtra in the past 24 hours followed by 537 in Karnataka.

## 85% of new recovered cases reported only in 6 States




12,881 new daily cases have been recorded in the last 24 hours.

86.61% of the new cases are from 6 States.

Kerala continues to report the highest daily new cases at 4,892. It is followed by Maharashtra with 4,787, while Tamil Nadu reported 454 new cases.

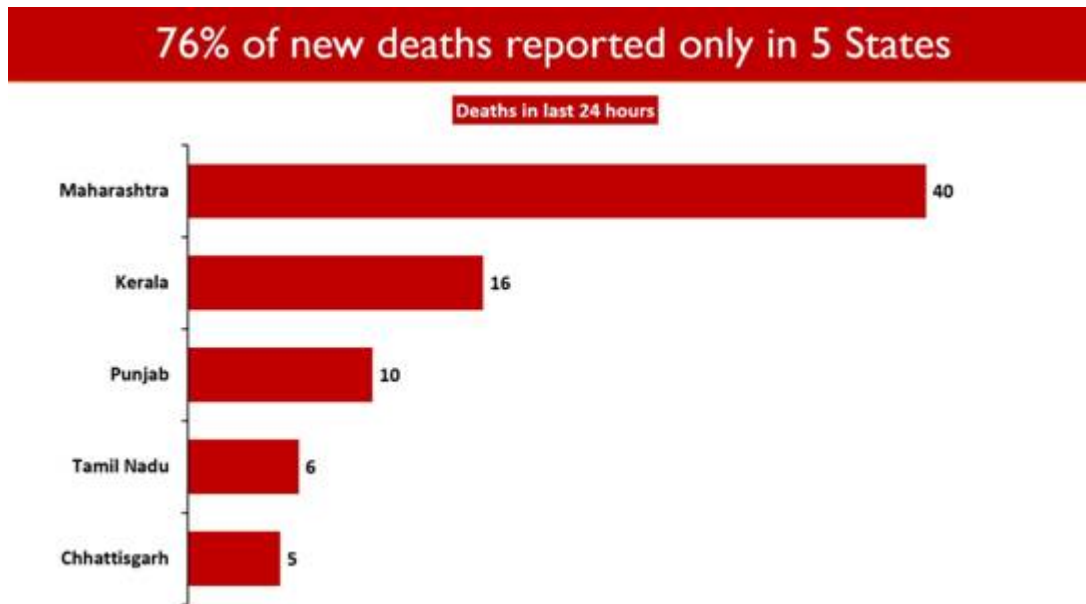
## 87% of new cases reported in only 6 States



101 fatalities have been recorded in the last 24 hours.



Five States account for **76.24%** of the new deaths. Maharashtra saw the maximum casualties (40). Kerala follows with 16 daily deaths and Punjab with 10.



\*\*\*\*

MV/SJ

HFV/COVID States data/18<sup>th</sup>February2021/1

(Release ID: 1698949) Visitor Counter : 127

Read this release in: Urdu , Marathi , Gujarati

