



Ministry of Health and Family Welfare

## 33 States/UTs have less than 5,000 Active Cases

No fatality reported in 18 States/UTs in the last 24 hours

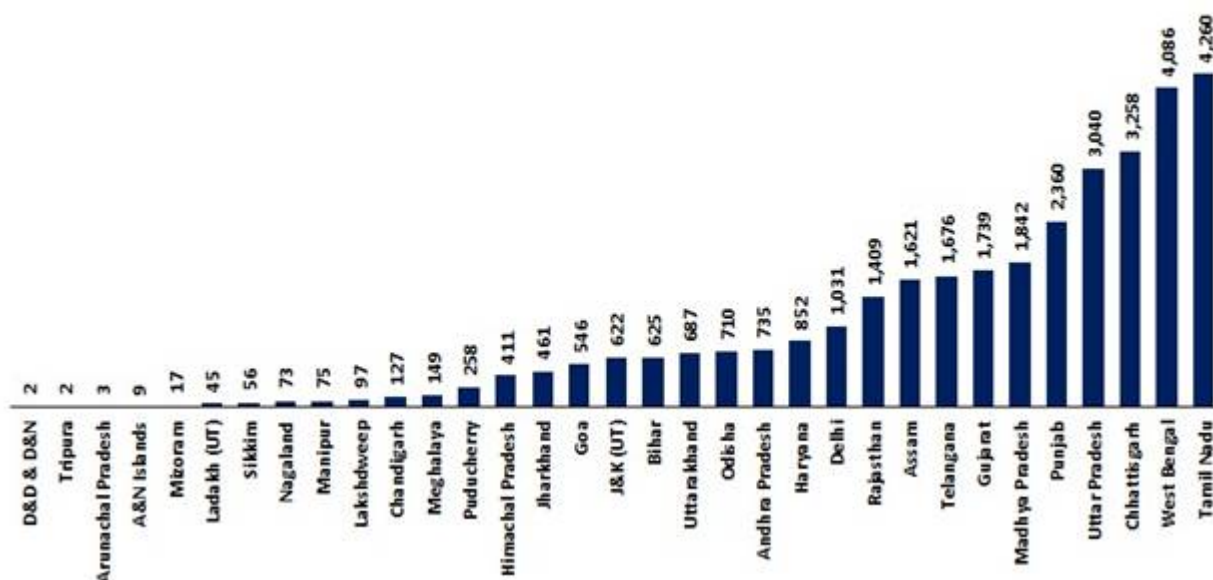
## Nearly 83 lakh beneficiaries vaccinated against COVID19

Posted On: 15 FEB 2021 12:19PM by PIB Delhi

India's total Active Caseload currently stands at **1.39 lakh (1,39,637)** today. The active caseload consists of **1.28%** of India's total Positive Cases.

**33 States & UTs** have reported **less than 5,000** active cases in the last 24 hours. Tripura and Daman & Diu & Dadra & Nagar Haveli currently have only 2 active cases each.

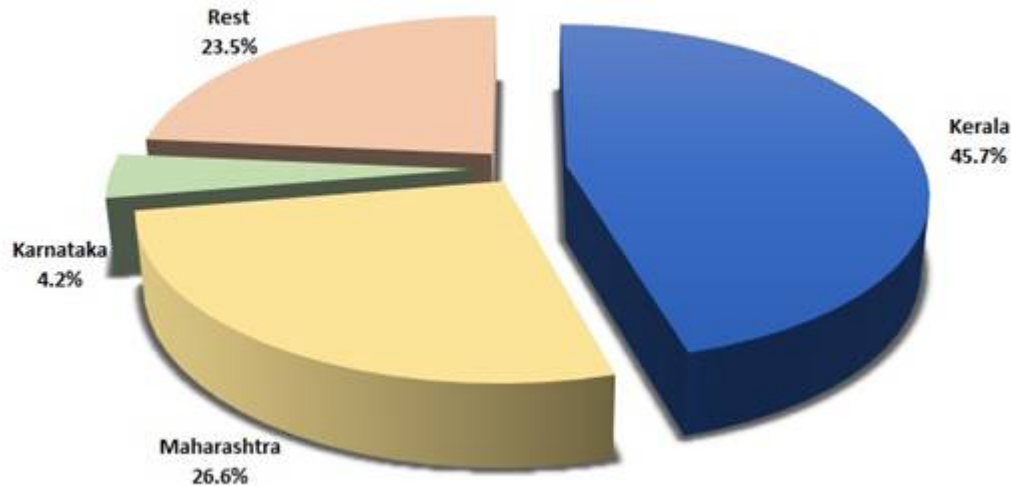
### 33 States & UTs have less than 5,000 active cases



Three States namely Kerala, Maharashtra and Karnataka cumulatively account for **77% (76.5%)** of India's total active cases. Kerala, Maharashtra together compose 74.72% of the total active cases.



## 3 States account for 77% of total active cases in the country



**Eighteen States/UTs have not reported any deaths in the last 24 hours.** These are Assam, Rajasthan, Odisha, Andhra Pradesh, Haryana, Jharkhand, Uttarakhand, Manipur, Nagaland, Lakshadweep, Meghalaya, Sikkim, A&N Islands, Ladakh (UT), Mizoram, Arunachal Pradesh, Tripura and D&D & D&N.

Also, ten States and UTs have reported **no deaths in the last week.** These are A&N Islands, Arunachal Pradesh, D&D & D&N, Ladakh (UT), Lakshadweep, Manipur, Nagaland, Sikkim, and Tripura.

## 10 States & UTs report no deaths in last week



As on 15<sup>th</sup> February, 2021, till 8:00 AM, the cumulative number of healthcare and frontline workers vaccinated against COVID-19 in the country has **reached nearly 83 lakhs.**

**82,85,295 beneficiaries** have been vaccinated through **1,73,729 sessions**, as per the provisional report till 8 am today. These include **59,88,113 HCWs (1st dose)**, **24,561 HCWs (2nd dose)** and **22,72,621 FLWs (1<sup>st</sup> dose).**



The 2nd dose of COVID19 vaccination started on 13<sup>th</sup> February, 2021 for those beneficiaries who have completed 28 days after receipt of the 1st dose.

| S. No. | State/UT             | Beneficiaries vaccinated |          |             |
|--------|----------------------|--------------------------|----------|-------------|
|        |                      | 1st Dose                 | 2nd Dose | Total Doses |
| 1      | A & N Islands        | 3,646                    | 0        | 3,646       |
| 2      | Andhra Pradesh       | 3,56,521                 | 5,820    | 3,62,341    |
| 3      | Arunachal Pradesh    | 15,633                   | 461      | 16,094      |
| 4      | Assam                | 1,27,658                 | 2,215    | 1,29,873    |
| 5      | Bihar                | 4,92,152                 | 0        | 4,92,152    |
| 6      | Chandigarh           | 8,660                    | 143      | 8,803       |
| 7      | Chhattisgarh         | 2,62,092                 | 895      | 2,62,987    |
| 8      | Dadra & Nagar Haveli | 2,922                    | 41       | 2,963       |
| 9      | Daman & Diu          | 1,121                    | 30       | 1,151       |
| 10     | Delhi                | 1,89,351                 | 1,856    | 1,91,207    |
| 11     | Goa                  | 13,166                   | 517      | 13,683      |
| 12     | Gujarat              | 6,83,903                 | 0        | 6,83,903    |
| 13     | Haryana              | 1,95,764                 | 588      | 1,96,352    |
| 14     | Himachal Pradesh     | 81,482                   | 475      | 81,957      |
| 15     | Jammu & Kashmir      | 1,28,822                 | 807      | 1,29,629    |
| 16     | Jharkhand            | 2,06,182                 | 2,209    | 2,08,391    |



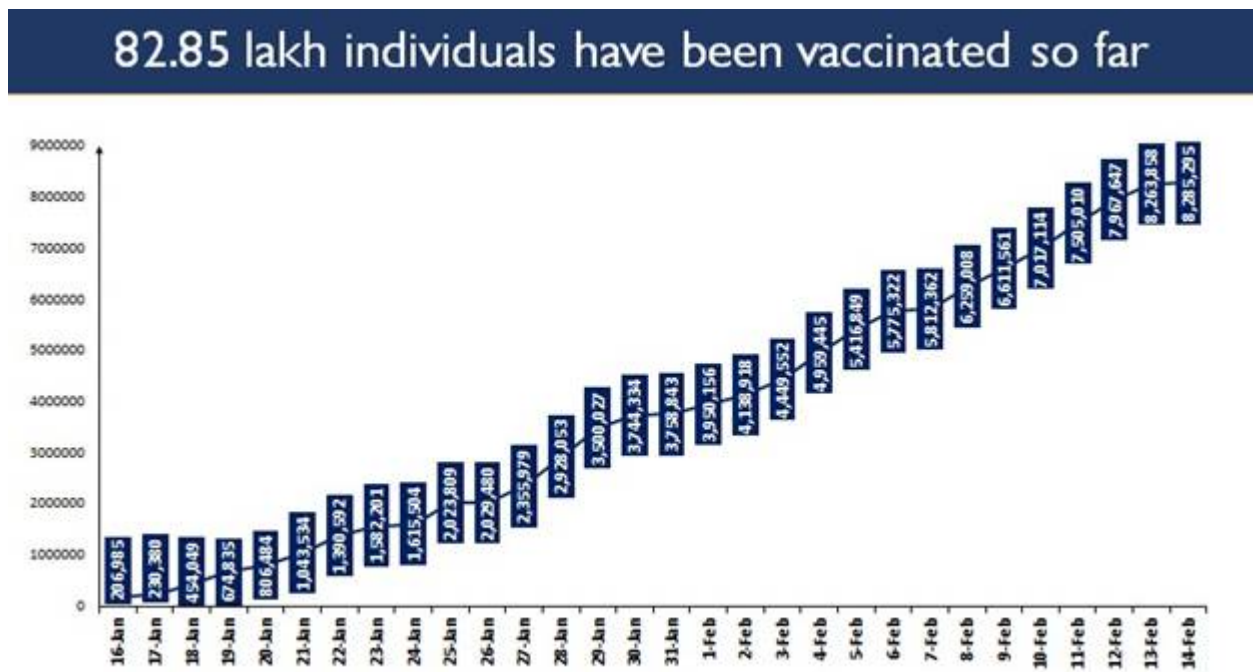
|    |                       |          |       |          |
|----|-----------------------|----------|-------|----------|
| 17 | <b>Karnataka</b>      | 4,96,234 | 0     | 4,96,234 |
| 18 | <b>Kerala</b>         | 3,58,529 | 46    | 3,58,575 |
| 19 | <b>Ladakh</b>         | 2,904    | 77    | 2,981    |
| 20 | <b>Lakshadweep</b>    | 1,776    | 0     | 1,776    |
| 21 | <b>Madhya Pradesh</b> | 5,57,105 | 0     | 5,57,105 |
| 22 | <b>Maharashtra</b>    | 6,82,744 | 189   | 6,82,933 |
| 23 | <b>Manipur</b>        | 22,726   | 169   | 22,895   |
| 24 | <b>Meghalaya</b>      | 13,998   | 91    | 14,089   |
| 25 | <b>Mizoram</b>        | 11,680   | 74    | 11,754   |
| 26 | <b>Nagaland</b>       | 9,695    | 123   | 9,818    |
| 27 | <b>Odisha</b>         | 4,12,046 | 0     | 4,12,046 |
| 28 | <b>Puducherry</b>     | 5,953    | 71    | 6,024    |
| 29 | <b>Punjab</b>         | 1,03,799 | 59    | 1,03,858 |
| 30 | <b>Rajasthan</b>      | 6,10,088 | 0     | 6,10,088 |
| 31 | <b>Sikkim</b>         | 8,335    | 0     | 8,335    |
| 32 | <b>Tamil Nadu</b>     | 2,46,420 | 1,154 | 2,47,574 |
| 33 | <b>Telangana</b>      | 2,78,915 | 3,273 | 2,82,188 |
| 34 | <b>Tripura</b>        | 69,196   | 366   | 69,562   |
| 35 | <b>Uttar Pradesh</b>  | 8,58,602 | 0     | 8,58,602 |
| 36 | <b>Uttarakhand</b>    | 1,10,326 | 0     | 1,10,326 |



|    |                      |                  |               |                  |
|----|----------------------|------------------|---------------|------------------|
| 37 | <b>West Bengal</b>   | 5,14,570         | 2,382         | 5,16,952         |
| 38 | <b>Miscellaneous</b> | 1,16,018         | 430           | 1,16,448         |
|    | <b>Total</b>         | <b>82,60,734</b> | <b>24,561</b> | <b>82,85,295</b> |

As on Day 30 of the vaccination drive (14<sup>th</sup> February, 2021), a total of **21,437** beneficiaries received vaccination across **877** sessions. Out of which, **20,504** beneficiaries were vaccinated for 1<sup>st</sup> dose and **933 HCWs** received 2<sup>nd</sup> dose of vaccine.

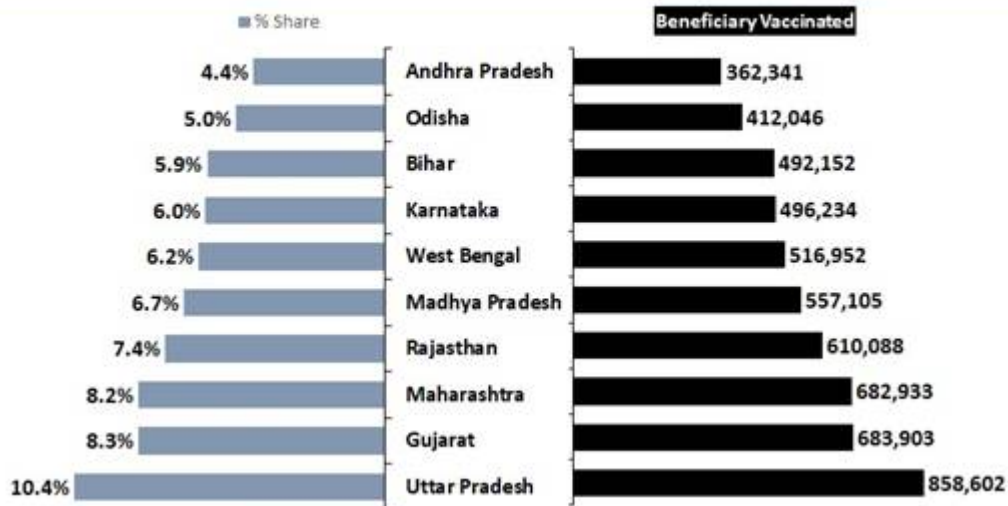
The country is witnessing a progressive increase in the vaccination day by day.



**10 States** account for **69%** of the total beneficiaries vaccinated in India. Uttar Pradesh alone accounts for 10.4% (8,58,602) beneficiaries.



## 69% of total beneficiaries vaccinated in 10 States



India's cumulative recoveries stand at 1.06cr (1,06,21,220) today. The Recovery Rate is **97.29%**.

**9,489** patients have recovered and discharged in the last 24 hours.

**79.5%** of the new recovered cases are observed to be concentrated in 6 States.

Kerala has reported the maximum number of single day recoveries with 4,692 newly recovered cases (nearly 50%). 1,355 people recovered in Maharashtra in the past 24 hours followed by 486 in Karnataka.

## 80% of new recovered cases reported only in 6 States



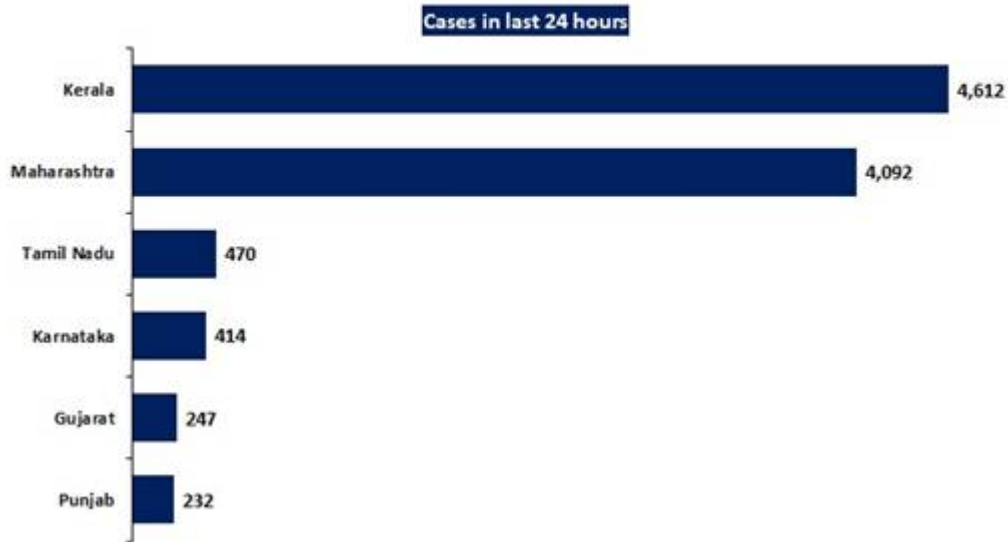
**11,649** new daily cases have been recorded in the last 24 hours

**86.4% of the daily new cases** are from 6 States.

Kerala reports the highest daily new cases at 4,612. It is followed by Maharashtra with 4,092, while Tamil Nadu reported 470 new cases.



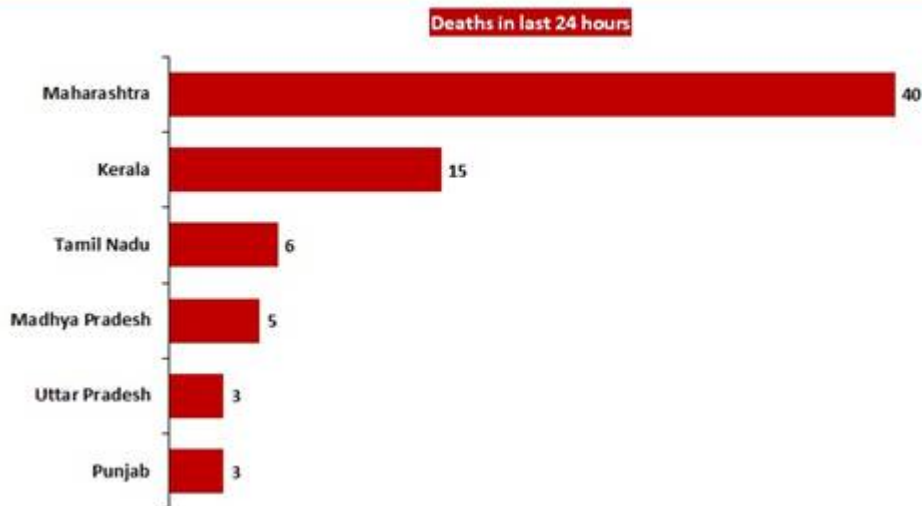
## 86% of new cases reported in only 6 States



**90 fatalities** have been recorded in the last 24 hours.

Six States account for **80%** of the daily deaths. Maharashtra saw the maximum casualties (40), composing nearly 44.44% of the daily deaths. Kerala follows with 15 daily deaths and Tamil Nadu reported 6 casualties.

## 80% of new deaths reported only in 6 States



\*\*\*\*

MV/SJ

HFV/COVID States data/15<sup>th</sup>February2021/1

(Release ID: 1698068) Visitor Counter : 12



