



Ministry of Health and Family Welfare

## India records a sharp decline in the Active Caseload; stands at 1.35 lakh today

No New Cases reported by 4 States/UTs in the last 24 hours

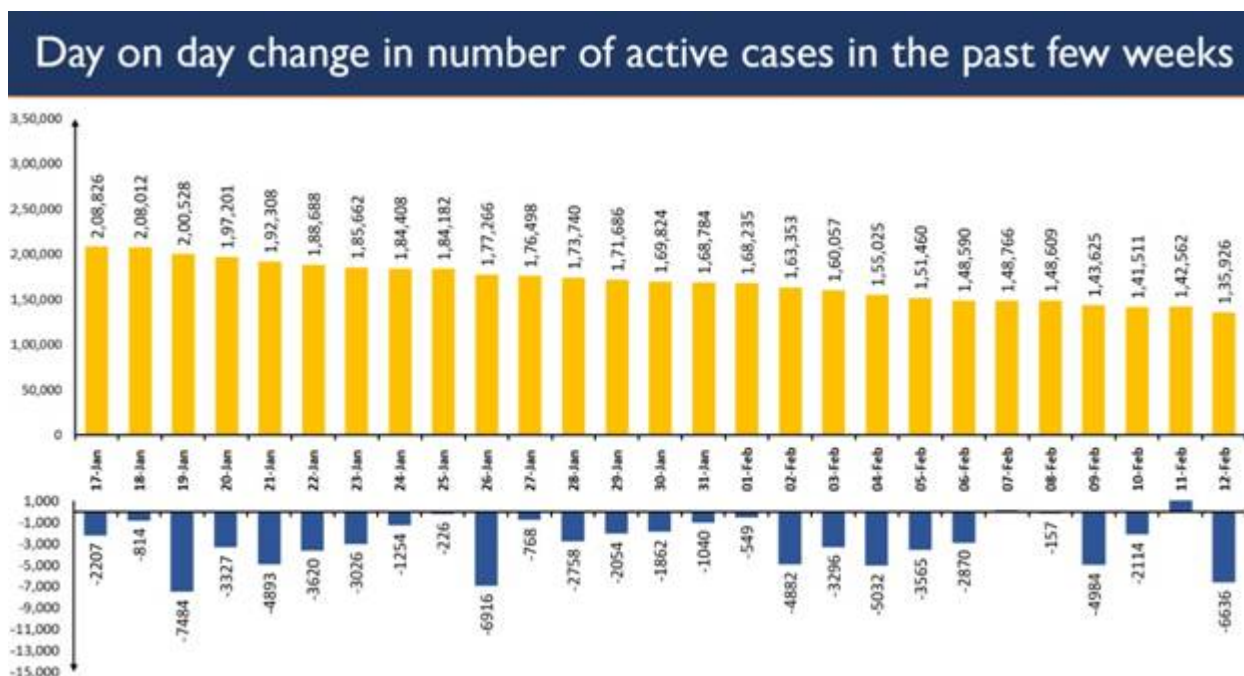
More than 75 lakh beneficiaries vaccinated against COVID19

India fastest to cross the 7 million Vaccination mark

Posted On: 12 FEB 2021 10:53AM by PIB Delhi

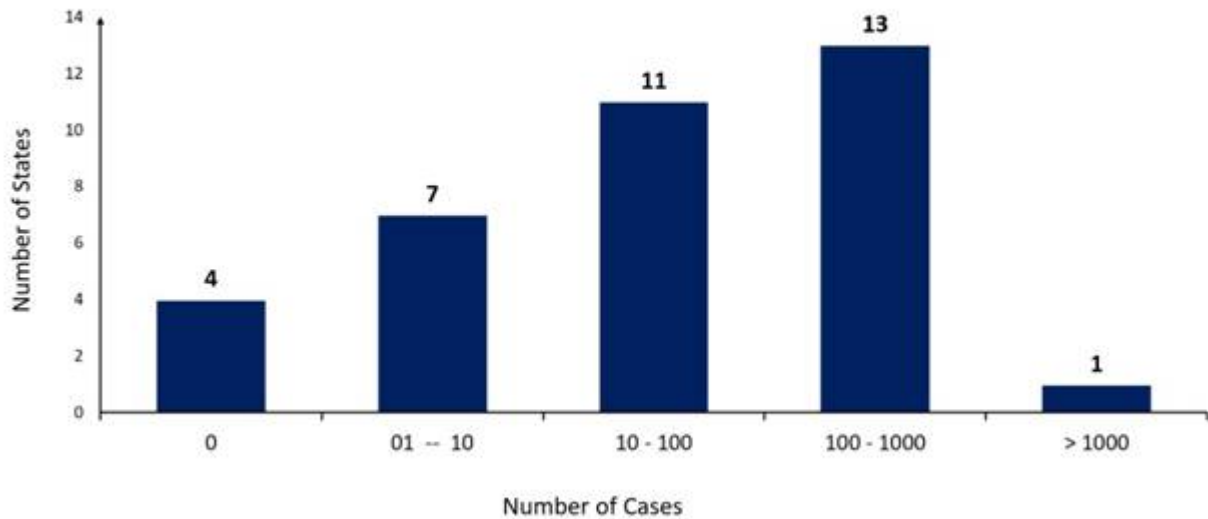
The country's total Active Caseload has seen a sharp decline, falling to **1.35 lakh (1,35,926)** today.

The total positive cases of the country now comprise only **1.25%** of the total cases. The day on day change of active cases in the last few weeks shows a consistent decline.



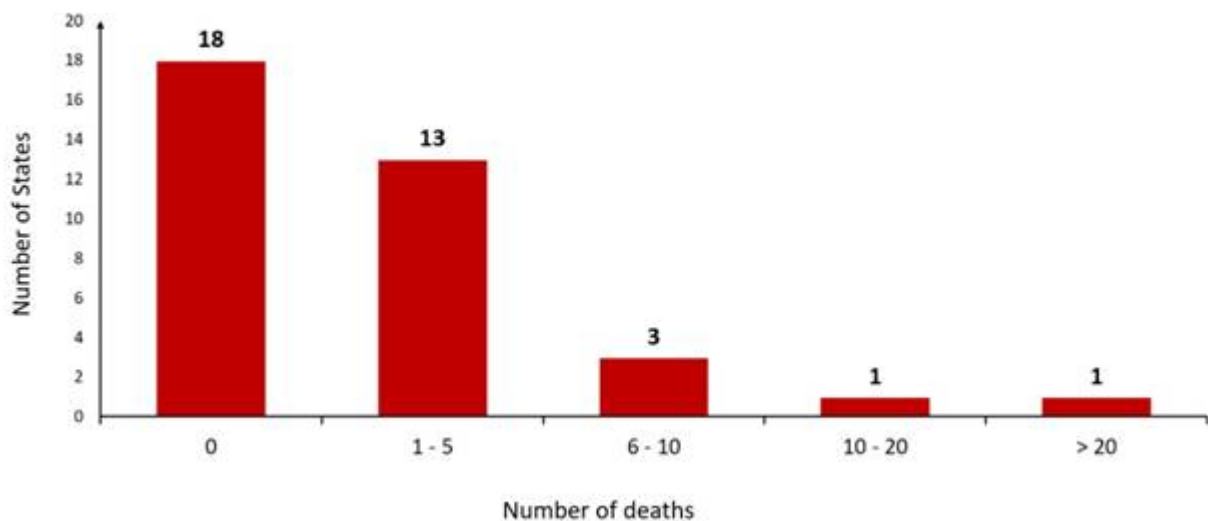
The distribution of new cases in India in the last 24 hours shows a positive picture with only 1 State reporting over 1000 cases while the rest of the States and UTs reporting less than 1000 new cases. **4 States/UTs have not reported any new cases in the last 24 hours.** These D&NH, Daman and Diu, Ladakh, Tripura and A& N Islands.

## Distribution of new cases in the last 24 hours



The distribution of daily deaths among States/UTs in the last 24 hours, also reflects a significant decline in the daily deaths with **18 States/UTs not reporting any new deaths in the last 24 hours.** 13 States/UTs have reported between 1-5 new deaths.

## Distribution of Daily Deaths



**9,309** new confirmed cases were recorded in the last 24 hours in the country. **15,858** new recoveries were registered in the same period.

National Recovery rate (**97.32%**) continues to be **one of the highest globally**. The continued high rise in the recoveries has led to progressively improving national Recovery Rate.

The total recovered cases are **1,05,89,230**. The gap between active cases and recovered cases is continuously increasing and stands at **1,04,53,304**.

As on 12<sup>th</sup>February, 2021, till 8 AM, more than **75 lakh (75,05,010)** beneficiaries have received the vaccination under the countrywide COVID19 vaccination exercise.

<b>S. No.</b>	<b>State/UT</b>	<b>Beneficiaries vaccinated</b>
1	<b>A &amp; N Islands</b>	3,454
2	<b>Andhra Pradesh</b>	3,43,813
3	<b>Arunachal Pradesh</b>	14,322
4	<b>Assam</b>	1,17,607
5	<b>Bihar</b>	4,48,903
6	<b>Chandigarh</b>	7,374
7	<b>Chhattisgarh</b>	2,33,126
8	<b>Dadra &amp; Nagar Haveli</b>	2,698
9	<b>Daman &amp; Diu</b>	1,030
10	<b>Delhi</b>	1,62,596
11	<b>Goa</b>	11,391
12	<b>Gujarat</b>	6,45,439
13	<b>Haryana</b>	1,90,390
14	<b>Himachal Pradesh</b>	72,191

15	<b>Jammu &amp; Kashmir</b>	93,570
16	<b>Jharkhand</b>	1,74,080
17	<b>Karnataka</b>	4,77,005
18	<b>Kerala</b>	3,33,560
19	<b>Ladakh</b>	2,761
20	<b>Lakshadweep</b>	920
21	<b>Madhya Pradesh</b>	4,87,271
22	<b>Maharashtra</b>	6,08,573
23	<b>Manipur</b>	15,944
24	<b>Meghalaya</b>	11,642
25	<b>Mizoram</b>	11,046
26	<b>Nagaland</b>	8,371
27	<b>Odisha</b>	3,83,023
28	<b>Puducherry</b>	4,780
29	<b>Punjab</b>	97,668
30	<b>Rajasthan</b>	5,90,990
31	<b>Sikkim</b>	8,316
32	<b>Tamil Nadu</b>	2,11,762
33	<b>Telangana</b>	2,70,615
34	<b>Tripura</b>	59,438

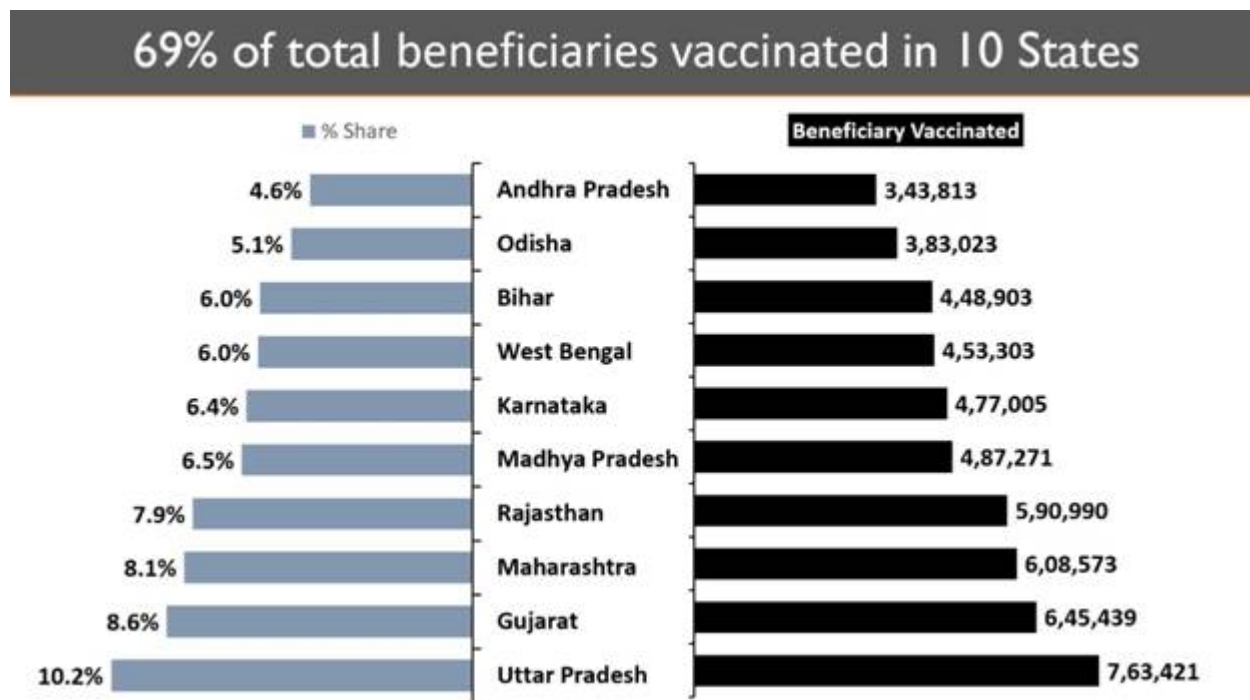
35	<b>Uttar Pradesh</b>	7,63,421
36	<b>Uttarakhand</b>	97,618
37	<b>West Bengal</b>	4,53,303
38	<b>Miscellaneous</b>	84,999
<b>Total</b>		<b>75,05,010</b>

The total cumulative vaccination coverage of 75,05,010 includes 58,14,976 healthcare workers (HCWs) and 16,90,034 frontline workers (FLWs). **1,54,370** sessions have been conducted so far. India is the fastest country to cross the 70 lakh (7 million) vaccination mark.

On day 27<sup>th</sup> (11<sup>th</sup> Feb 2021) of the vaccination drive, **4,87,896** beneficiaries (HCWs- 1,09,748 and FLWs- 3,78,148) were vaccinated across **11,314** sessions.

The number of beneficiaries being vaccinated every day has shown a progressive increase.

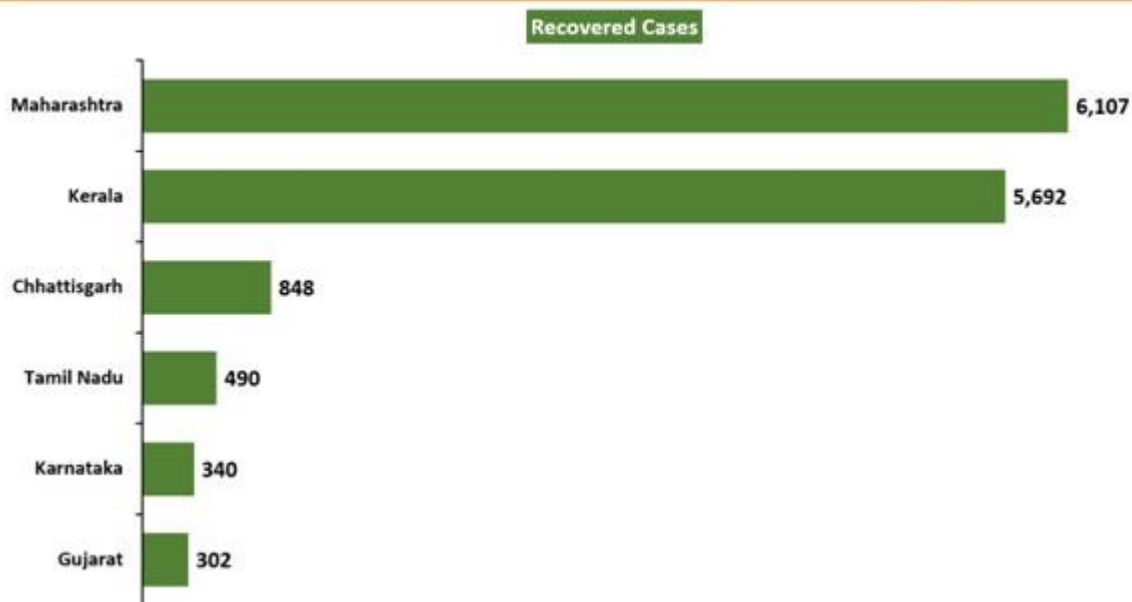
**10 States/UTs** have vaccinated **69%** of the total beneficiaries. Uttar Pradesh alone accounts for 10.2% (7,63,421) of the total beneficiaries.



**86.89%** of the newly recovered cases are recorded in 6 States.

Maharashtra has contributed the highest number to the newly recovered cases (6,107), followed by Kerala(5,692) and Chhattisgarh (848).

## 87% of new recovered cases reported only in 6 States



**79.87% of the new cases** are from 6 States.

Kerala has reported the highest daily new cases at 5,281. It is followed by Maharashtra and Tamil Nadu with 652 and 481 new cases, respectively.

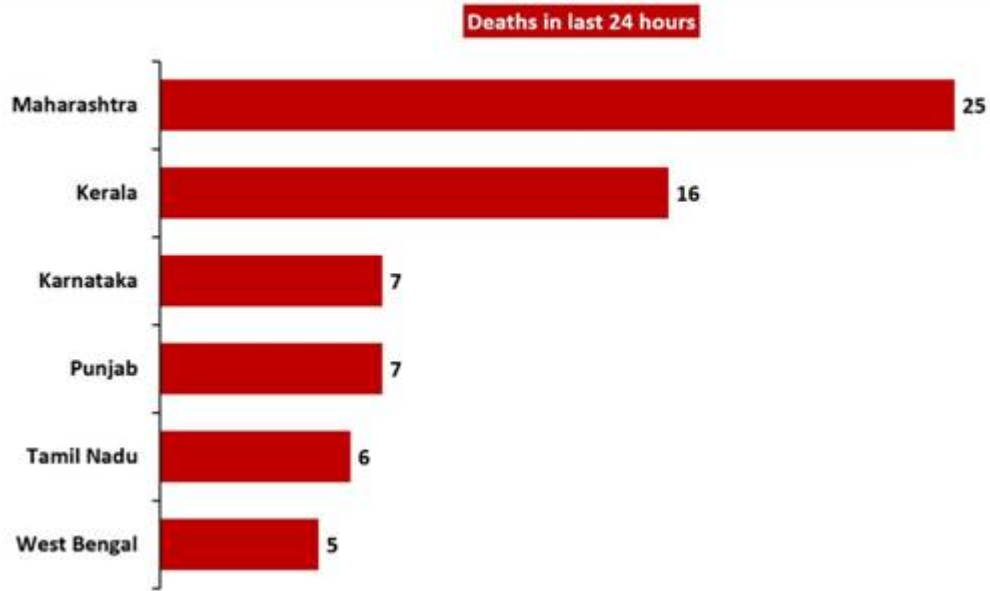
## 80% of new cases reported in only 6 States



**87** case fatalities have been reported in the past 24 hours. Six States account for **75.86%** of these.

Maharashtra has reported the maximum casualties with 25 new fatalities. It is followed by Kerala with 16 new daily deaths.

# 76% of new deaths reported only in 6 States



\*\*\*\*

MV/SJ

HFW/COVID States data/12<sup>th</sup>February2021/1

(Release ID: 1697306) Visitor Counter : 47