



Ministry of Health and Family Welfare

India's Daily New Cases drop below 9,000 after 8 months; 8,635 new cases recorded in the last 24 hours

Daily Deaths less than 100, lowest in 8.5 months

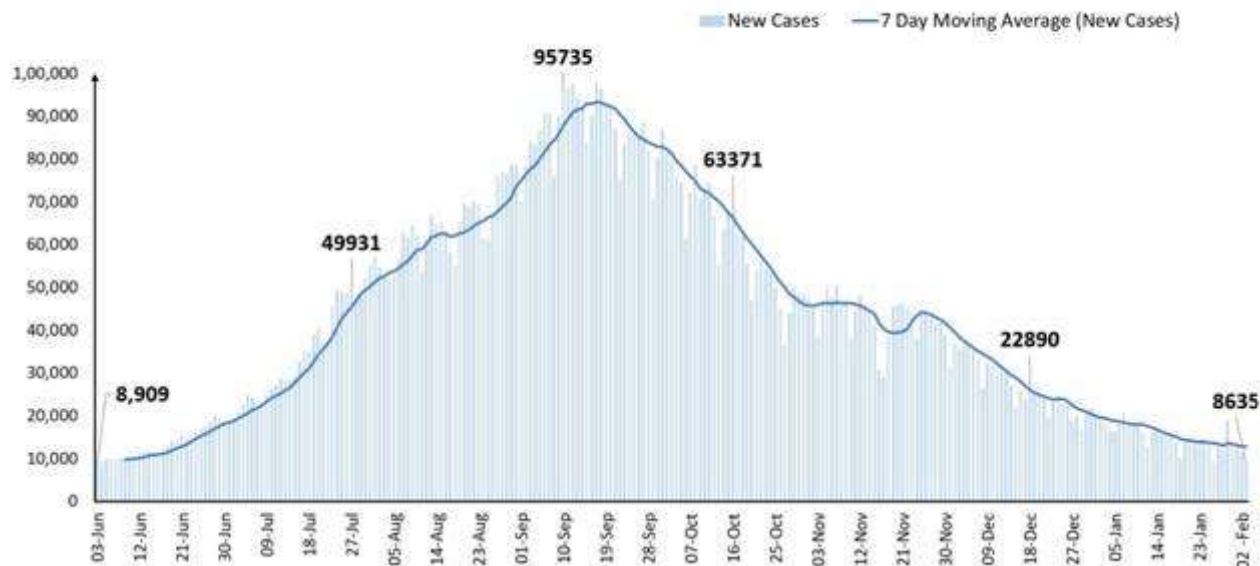
More than 39.5 lakh beneficiaries vaccinated against COVID19

Posted On: 02 FEB 2021 11:33AM by PIB Delhi

India's Daily New Cases continue to follow a consistent downward slope.

After reaching a high of 95,735 on 10th September 2020, they have dropped to **8,635** today, **lowest in 8 months**.

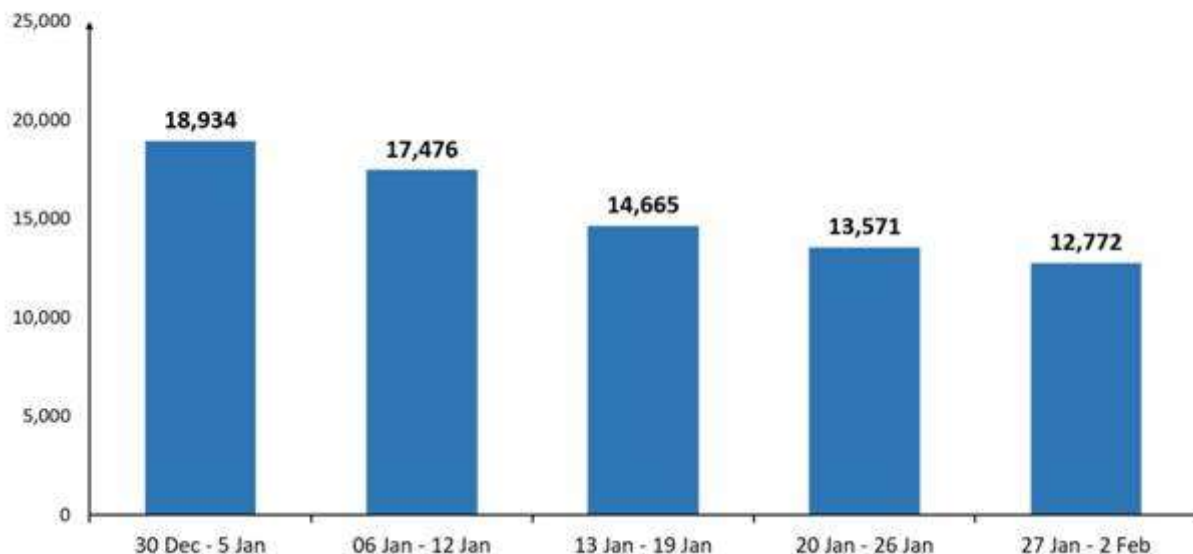
Daily new cases less than 9000 after 8 months



India's average daily new cases also show a clear downward slip in the last 5 weeks. While it was 18,934 in the 30 Dec 2020 – 5 Jan 2021 period, the average daily new cases have reduced to 12,772 in the 27 Jan – 2 Feb 2021 timeline.

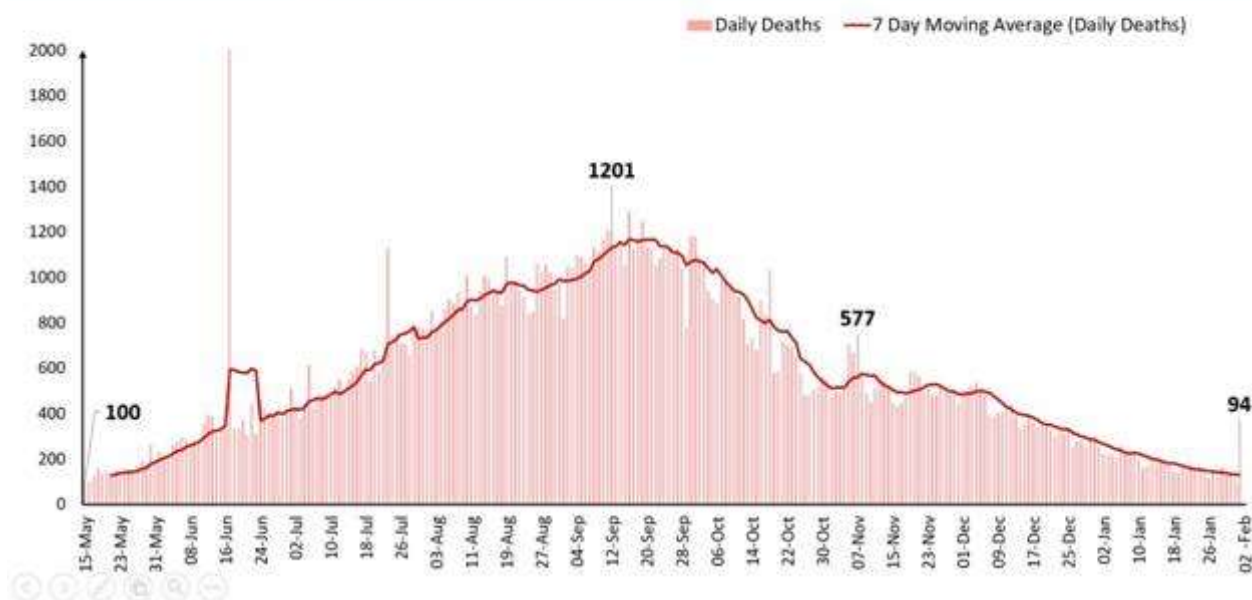


Decline in average daily new cases (last 5 weeks)



In another significant development, the country has reported less than 100 daily deaths in the last 24 hours, lowest in eight and half months. 100 deaths were recorded last on 15th May, 2020.

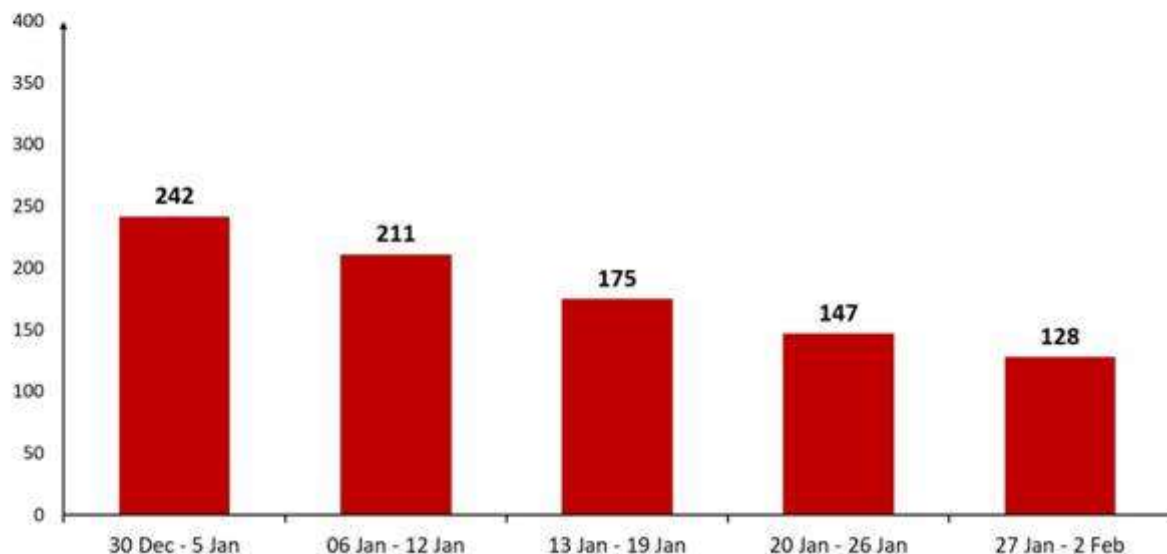
Daily deaths less than 100 in last 24 hrs



The average daily deaths in the last 5 weeks also show a similar downward slide. The average daily deaths in the 27 Jan – 2 Feb 2021 phase is 128, in contrast to 242 average daily deaths recorded in the 30 Dec 2020 – 5 Jan 2021 period.



Decline in average daily deaths (last 5 weeks)








The country's active caseload has also shrunk further to **1.63 lakh (1,63,353)** today. The present active caseload now consists of just **1.52%** of India's Total Positive Cases.

India's cumulative recoveries stand at 1.04cr (**1,04,48,406**) today. The Recovery Rate is **97.05%**.

As on 2nd February, 2021, till 8 AM, total of **39.50 lakh (39,50,156)** beneficiaries have received the vaccination under the countrywide COVID19 vaccination exercise.

S. No.	State/UT	Beneficiaries vaccinated
1	A & N Islands	2,727
2	Andhra Pradesh	1,87,252
3	Arunachal Pradesh	9,791
4	Assam	39,724
5	Bihar	1,84,215
6	Chandigarh	3,803
7	Chhattisgarh	76,705



8	Dadra & Nagar Haveli	832
9	Daman & Diu	441
10	Delhi	64,711
11	Goa	4,509
12	Gujarat	2,56,097
13	Haryana	1,26,759
14	Himachal Pradesh	33,434
15	Jammu & Kashmir	26,634
16	Jharkhand	48,057
17	Karnataka	3,16,228
18	Kerala	1,93,925
19	Ladakh	1,234
20	Lakshadweep	807
21	Madhya Pradesh	2,98,376
22	Maharashtra	3,10,825
23	Manipur	4,373
24	Meghalaya	4,564
25	Mizoram	9,932
26	Nagaland	3,998
 27	 Odisha	   2,07,462

28	Puducherry	2,988
29	Punjab	59,285
30	Rajasthan	3,33,930
31	Sikkim	2,166
32	Tamil Nadu	1,12,687
33	Telangana	1,68,771
34	Tripura	31,190
35	Uttar Pradesh	4,63,793
36	Uttarakhand	37,505
37	West Bengal	2,66,407
38	Miscellaneous	54,019
Total		39,50,156

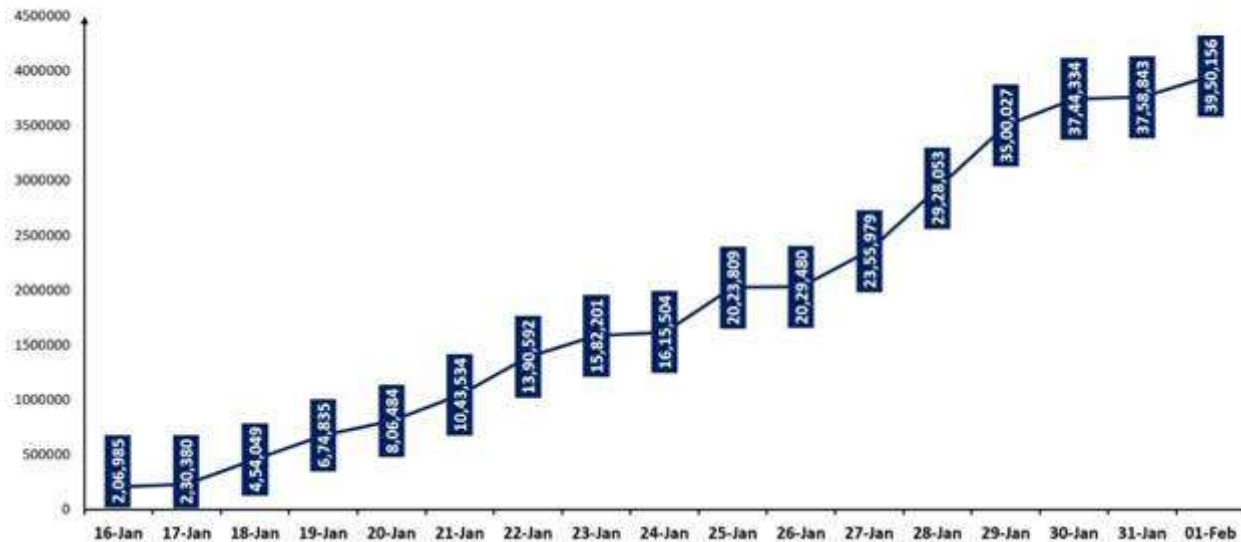
In the last 24 hours, **1,91,313** healthcare workers were vaccinated across **3,516** sessions.

72,731 sessions have been conducted so far.

The number of beneficiaries being vaccinated every day has shown a progressive increase.



India Covid-19 Vaccination: Progress so far

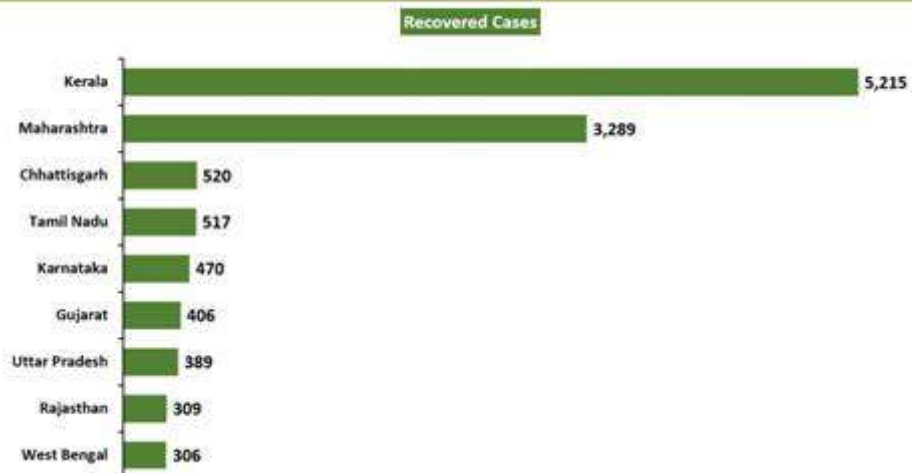


13,423 patients have recovered and discharged in the last 24h ours.

85.09% of the new recovered cases are observed to be concentrated in 10 States/UTs.

Kerala has reported the maximum number of single day recoveries with 5,215 newly recovered cases. 3,289 people recovered in Maharashtra in the past 24 hours followed by 520 in Chhattisgarh.

85% of new recovered cases in 9 States & UTs



80.10% of the daily new cases are from 6 States and UTs.

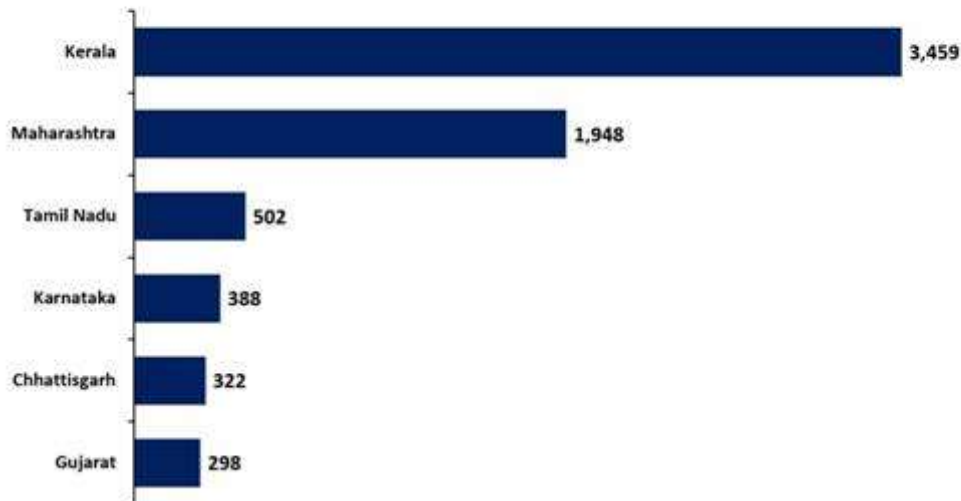
Kerala reports the highest daily new cases at 3,459. It is followed by Maharashtra with 1,948, while Tamil Nadu reported 502 new cases.

The Centre has rushed High Level teams to Kerala and Maharashtra for supporting the States in public health interventions for COVID19 management.



80% of new cases in 6 States & UTs

Cases in last 24 hours



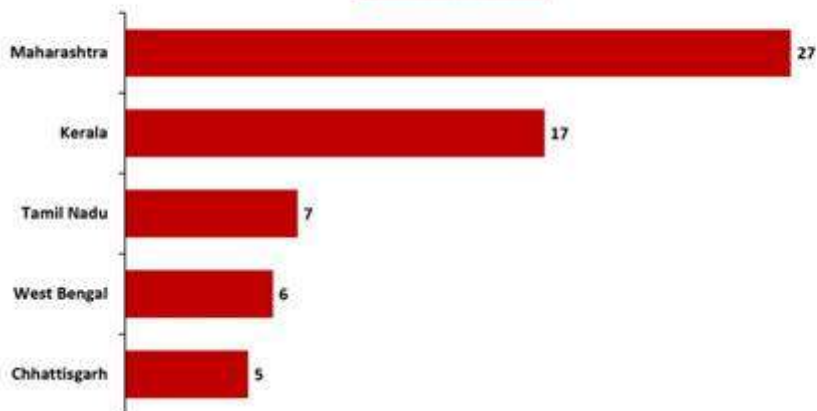
94 fatalities have been recorded in the last 24 hours.

Five States/UTs account for **65.96%** of the daily deaths. Maharashtra saw the maximum casualties (27). Kerala follows with 17 daily deaths and Tamil Nadu reported 7 casualties.

Sixteen States/UTs have not reported any deaths in the last 24 hours.

66% of new deaths in 5 States & UTs

Deaths in last 24 hours



MV/SJ

HFV/COVID States data/2ndFebruary2021/2

(Release ID: 1694350) Visitor Counter : 60



Read this release in: Marathi , Manipuri



