



Ministry of Health and Family Welfare

On a sustained downward slope, India's Active Caseload further dips to 1.68 lakh

Daily Recoveries exceed Daily New Cases since last 24 days

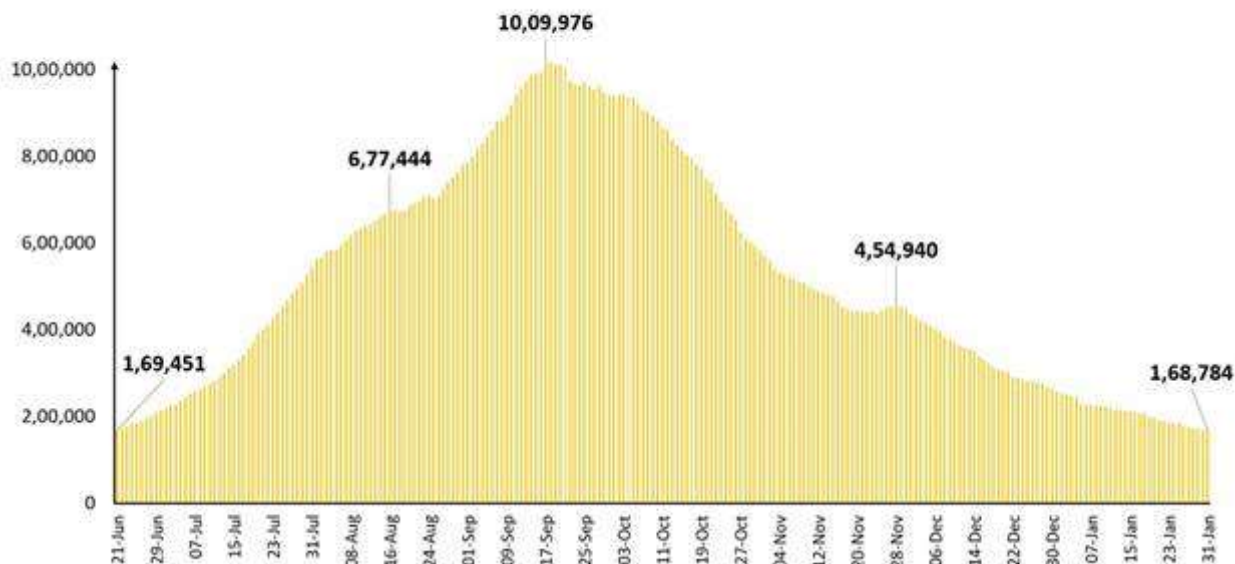
More than 37 lakh beneficiaries vaccinated against COVID19

Posted On: 31 JAN 2021 12:25PM by PIB Delhi

India's total Active Caseload continues to follow a consistent downward slope. It has dropped to **1.68 lakh (1,68,784)** today.

The present active caseload now consists of just **1.57%** of India's Total Positive Cases.

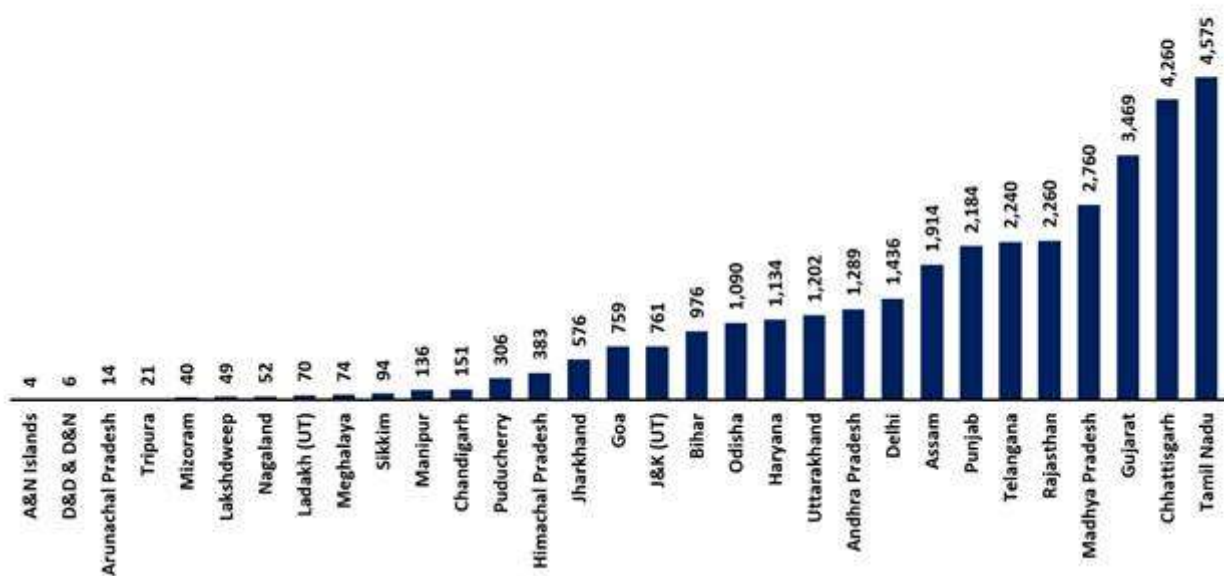
Active cases continue to decline, less than 1.70 lakhs



31 States/UTs have **less than 5000** active cases. Andaman & Nicobar Islands reported 4 active cases followed by Daman & Diu & Dadra & Nagar Haveli with 6 active cases.

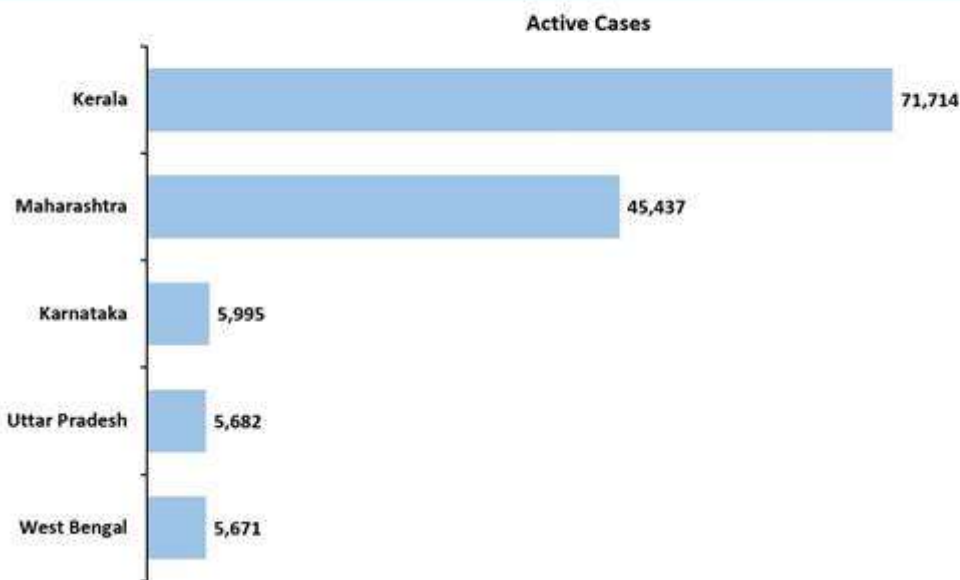


31 States & UTs have less than 5,000 active cases



79.69% of the total active cases are constituted in 5 states/UTs. Two states alone, Kerala and Maharashtra cumulatively account for a bulk (69.41%) of India's total active cases.

80% of active cases in 5 States



India's cumulative recoveries stand at 1.04cr (1,04,23,125) today. The Recovery Rate is 96.99%.

Since the last 24 days, daily recoveries have consistently exceeded daily new cases. 13,052 new daily cases have been recorded in the last 24 hours whereas 13,965 patients have recovered and discharged in the last 24 hours.








New recoveries have exceeded new cases continuously in the last 24 days



As on 31stJanuary, 2021, till 8 AM, total of **37.44 lakh (37,44,334)** beneficiaries have received the vaccination under the countrywide COVID19 vaccination exercise.

S. No.	State/UT	Beneficiaries vaccinated
1	A & N Islands	2,727
2	Andhra Pradesh	1,87,252
3	Arunachal Pradesh	9,651
4	Assam	38,106
5	Bihar	1,46,015
6	Chandigarh	3,447
7	Chhattisgarh	72,704
8	Dadra & Nagar Haveli	692
9	Daman & Diu	391
10	Delhi	56,818

11	Goa	4,117
12	Gujarat	2,46,054
13	Haryana	1,25,898
14	Himachal Pradesh	27,734
15	Jammu & Kashmir	26,634
16	Jharkhand	40,726
17	Karnataka	3,15,370
18	Kerala	1,58,687
19	Ladakh	1,128
20	Lakshadweep	807
21	Madhya Pradesh	2,98,376
22	Maharashtra	2,69,064
23	Manipur	3,987
24	Meghalaya	4,324
25	Mizoram	9,346
26	Nagaland	3,993
27	Odisha	2,06,424
28	Puducherry	2,736
29	Punjab	57,499
 30	Rajasthan 	   3,29,611

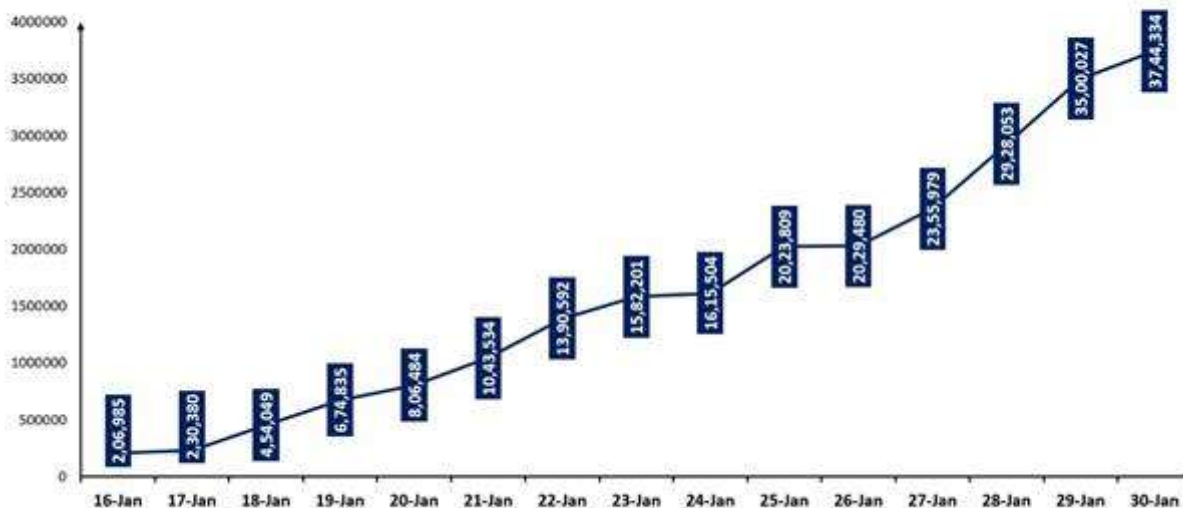
31	Sikkim	2,020
32	Tamil Nadu	1,05,821
33	Telangana	1,68,606
34	Tripura	29,796
35	Uttar Pradesh	4,63,793
36	Uttarakhand	28,791
37	West Bengal	2,43,069
38	Miscellaneous	52,120
Total		37,44,334

In the last 24 hours, **2,44,307** healthcare workers were vaccinated across **5,275** sessions.

68,962 sessions have been conducted so far.

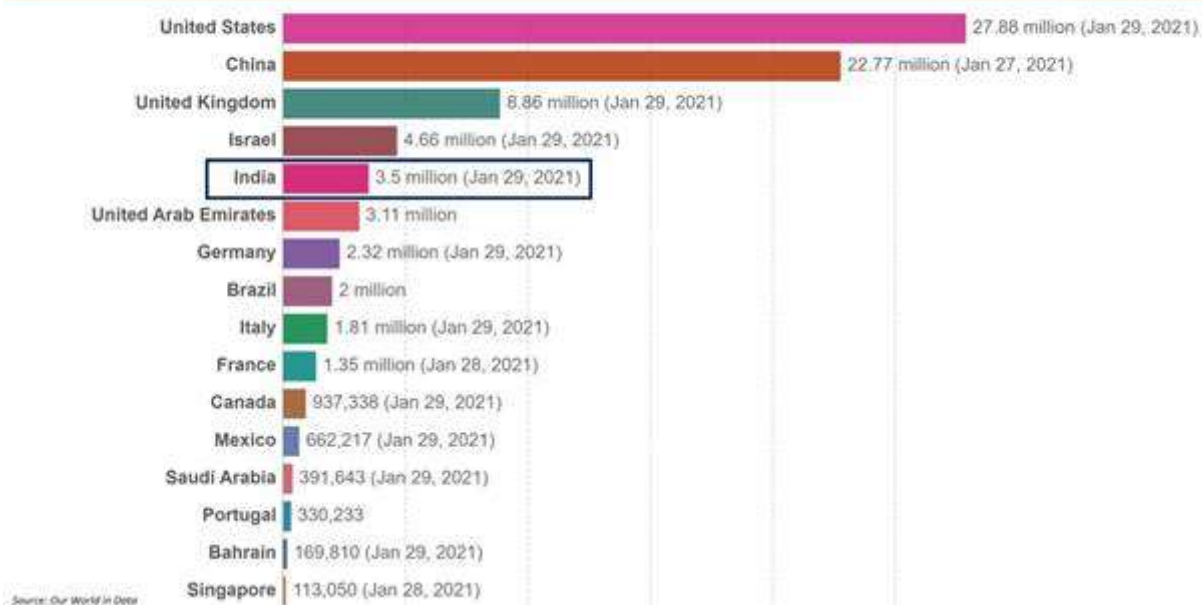
The number of beneficiaries being vaccinated every day has shown a progressive increase.

India Covid-19 Vaccination: Progress so far



Globally, India stands at the **fifth position** (as on 29th January, 2021) in terms of the number of vaccine doses administered within the country. This is despite the fact that many countries had initiated their vaccination campaign before India.

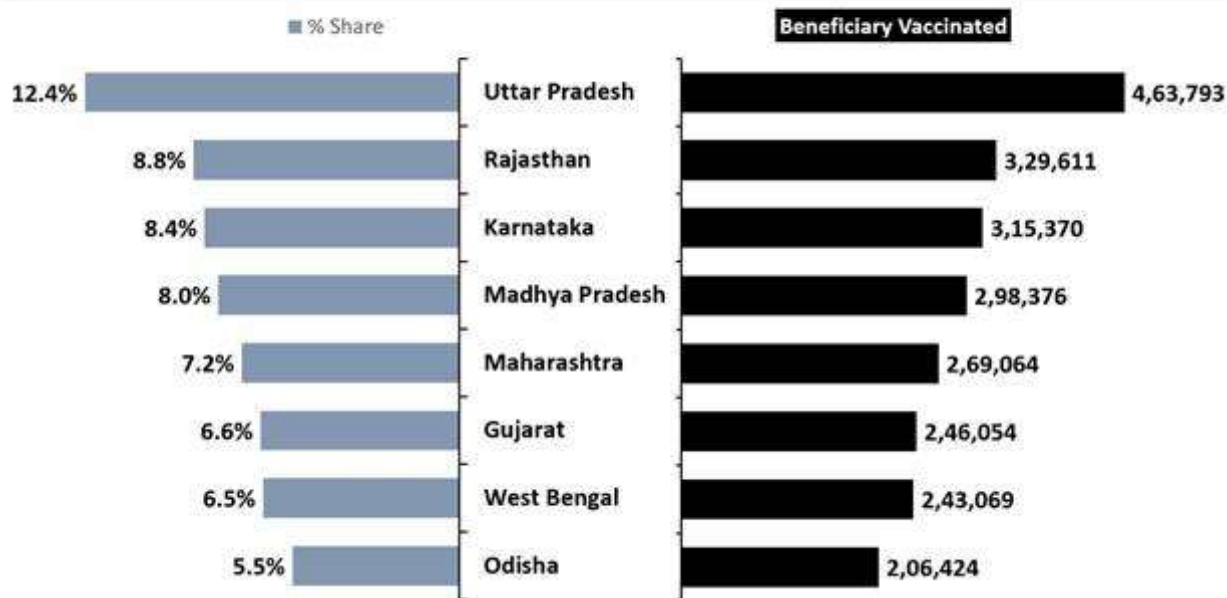
COVID-19 vaccine doses administered (29th Jan, 2021)



63.34% of the total vaccinated beneficiaries are from 8 States.

Uttar Pradesh accounts for the maximum share of vaccinated beneficiaries followed by Rajasthan and Karnataka.

63% of beneficiaries vaccinated so far, in 8 States



85.72% of the new recovered cases are observed to be concentrated in 10 States/UTs.

Keralahas reported the maximum number of single day recoveries with 7,032 newly recovered cases. 1,535 people recovered in Maharashtra in the past 24 hours followed by 547 in Karnataka.




86% of new recovered cases in 10 States & UTs



83.72% of the daily new cases are from 7 States and UTs.

Kerala reports the highest daily new cases at 6,282. It is followed by Maharashtra with 2,630, while Tamil Nadu reported 505 new cases.

84% of new cases in 7 States & UTs



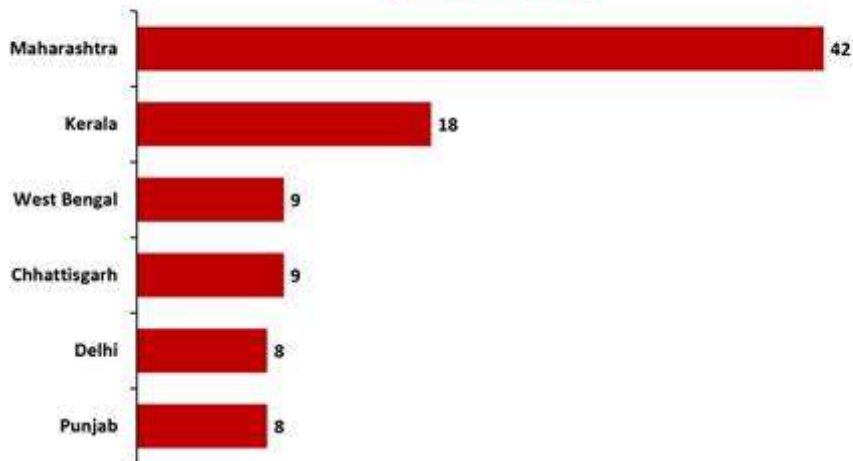
127 fatalities have been recorded in the last 24 hours.

Six States/UTs account for **74.02%** of the daily deaths. Maharashtra saw the maximum casualties (42). Kerala follows with 18 daily deaths and West Bengal and Chhattisgarh individually reported 9 casualties.



74% of new deaths in 6 States & UTs

Deaths in last 24 hours



MV/SJ

HFW/COVID States data/31st January 2021/1

(Release ID: 1693680) Visitor Counter : 175

Read this release in: Hindi , Marathi , Assamese , Manipuri , Punjabi , Gujarati , Tamil , Telugu , Malayalam

