



Ministry of Health and Family Welfare

India's Active Cases drops to less than 1.7 lakh today; now consists just 1.58% of Total Positive Cases

Over 5,70,000 vaccinations conducted for two successive days

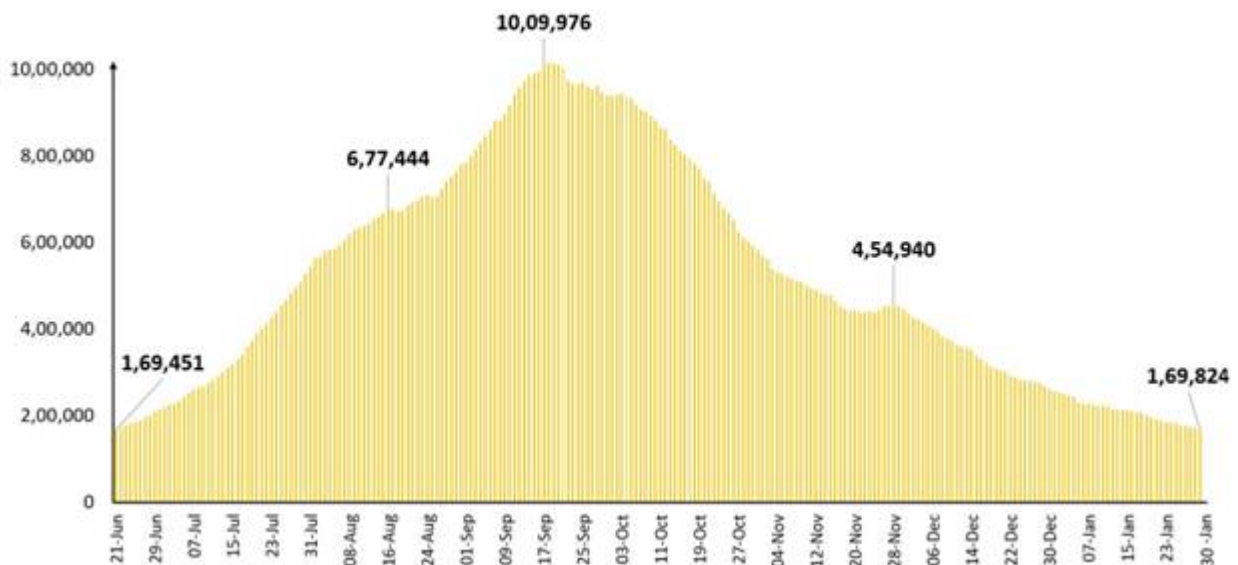
More than 35 lakh beneficiaries vaccinated against COVID19

Posted On: 30 JAN 2021 10:52AM by PIB Delhi

India's total Active Caseload has dropped to less than **1.7 lakh (1,69,824)** today.

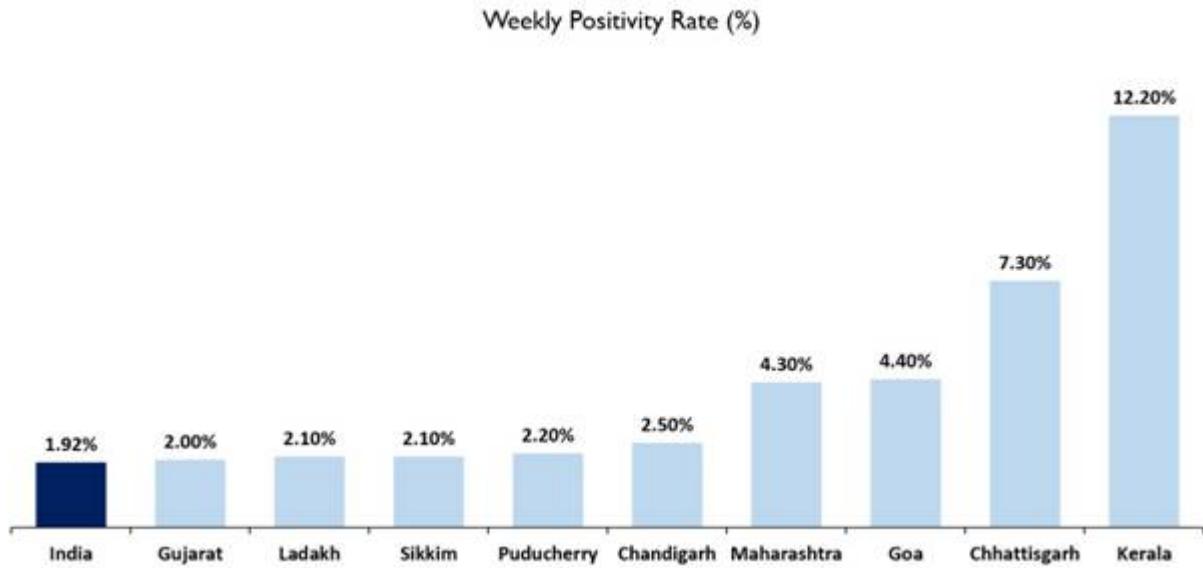
The active caseload now consists of **less than 1.6%** (just **1.58%**) of India's total Positive Cases.

Active cases continue to decline, less than 1.70 lakhs



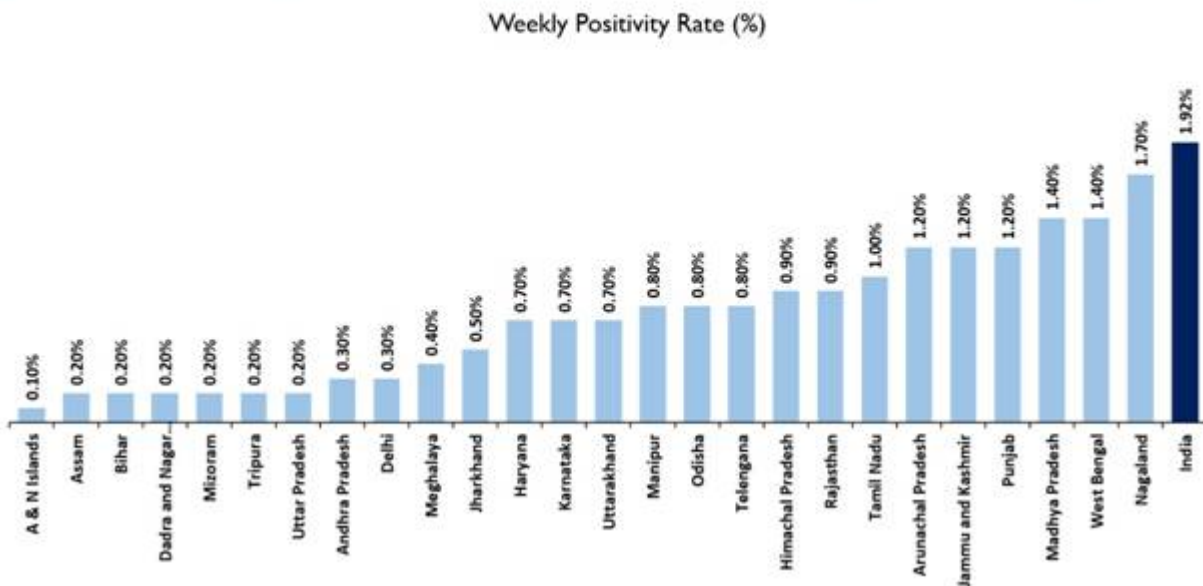
9 States/UTs have a higher weekly Positivity Rate than the national average. Kerala records highest weekly positivity rate with 12.20%, followed by Chhattisgarh with 7.30%.

9 States/UTs have weekly positivity rate more than the national average



27 States/UTs have weekly Positivity Rate less than the national average.

27 States/UTs have weekly positivity rate less than the national average



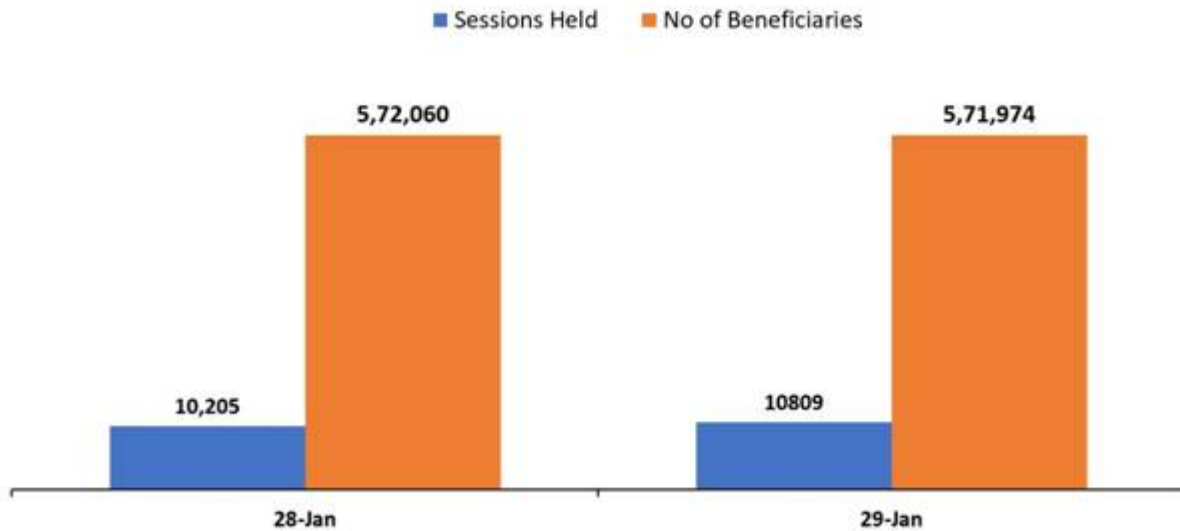
With a consistent rise in cumulative recoveries, India's Recovery Rate has reached nearly **97% (96.98%)**. India's recovery rate is one of the highest globally.

More than **1.04 cr (1,04,09,160)** people have recovered so far. **14,808** patients have recovered and got discharged in the last 24 hours.

India has also significantly scaled up its COVID19 inoculation drive.

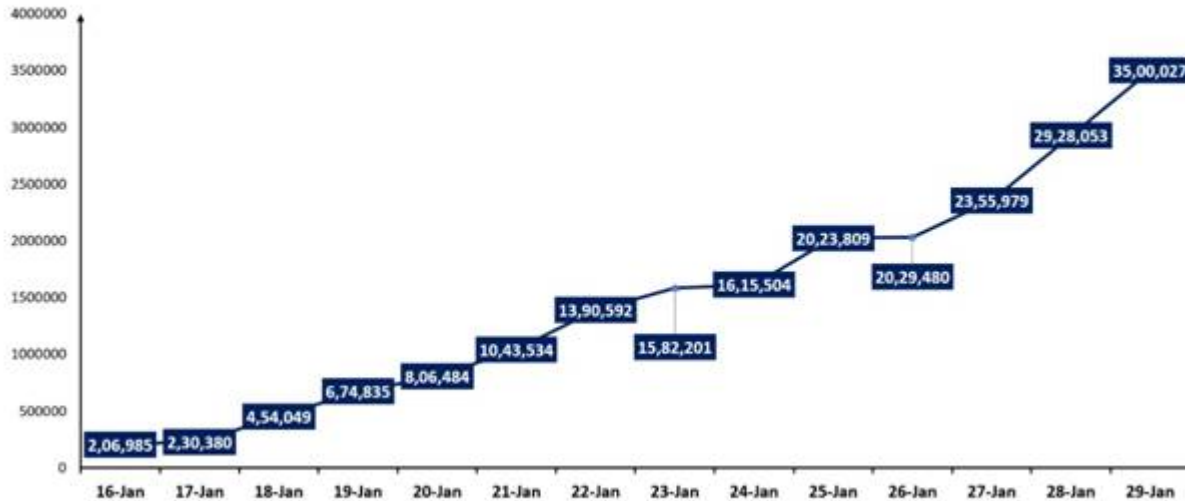
Over 5.7 lakh people have been vaccinated successively for the last 2 days.

5.7 lakh beneficiaries vaccinated consecutively in last 2 days



As on 30th January, 2021, till 8:00 AM, more than **35 lakh (35,00,027)** beneficiaries have received the vaccination under the countrywide COVID19 vaccination exercise.

India Covid-19 Vaccination: Progress so far



In the last 24 hours, **5,71,974** people were vaccinated across 10,809 sessions. 63,687 sessions have been conducted so far.

S. No.	States/UTs	Beneficiaries Vaccinated
1	A & N Islands	2,727
2	Andhra Pradesh	1,79,038
3	Arunachal Pradesh	9,265
4	Assam	36,932
5	Bihar	1,10,396
6	Chandigarh	2,977
7	Chhattisgarh	62,529
8	Dadra & Nagar Haveli	607

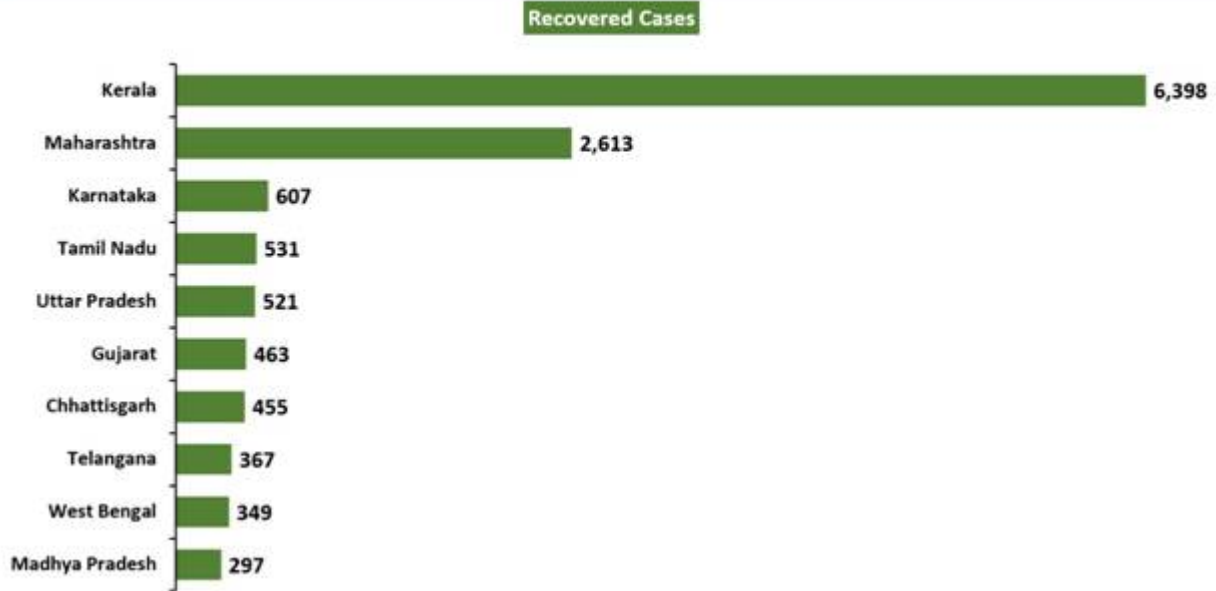
9	Daman & Diu	333
10	Delhi	48,008
11	Goa	3,391
12	Gujarat	2,21,675
13	Haryana	1,23,935
14	Himachal Pradesh	22,918
15	Jammu & Kashmir	26,634
16	Jharkhand	33,119
17	Karnataka	3,07,891
18	Kerala	1,35,835
19	Ladakh	989
20	Lakshadweep	746
21	Madhya Pradesh	2,46,181
22	Maharashtra	2,61,320
23	Manipur	3,399
24	Meghalaya	4,200
25	Mizoram	8,497
26	Nagaland	3,973

27	Odisha	2,05,200
28	Puducherry	2,299
29	Punjab	54,988
30	Rajasthan	3,24,973
31	Sikkim	2,020
32	Tamil Nadu	97,126
33	Telangana	1,66,606
34	Tripura	27,617
35	Uttar Pradesh	4,63,793
36	Uttarakhand	25,818
37	West Bengal	2,21,994
38	Miscellaneous	50,078
	Total	35,00,027

85.10% of the new recovered cases are observed to be concentrated in 10 States/UTs.

Kerala has reported the maximum number of single day recoveries with 6,398 newly recovered cases. 2,613 people recovered in Maharashtra in the past 24 hours followed by 607 in Karnataka.

85% of new recovered cases in 10 States & UTs

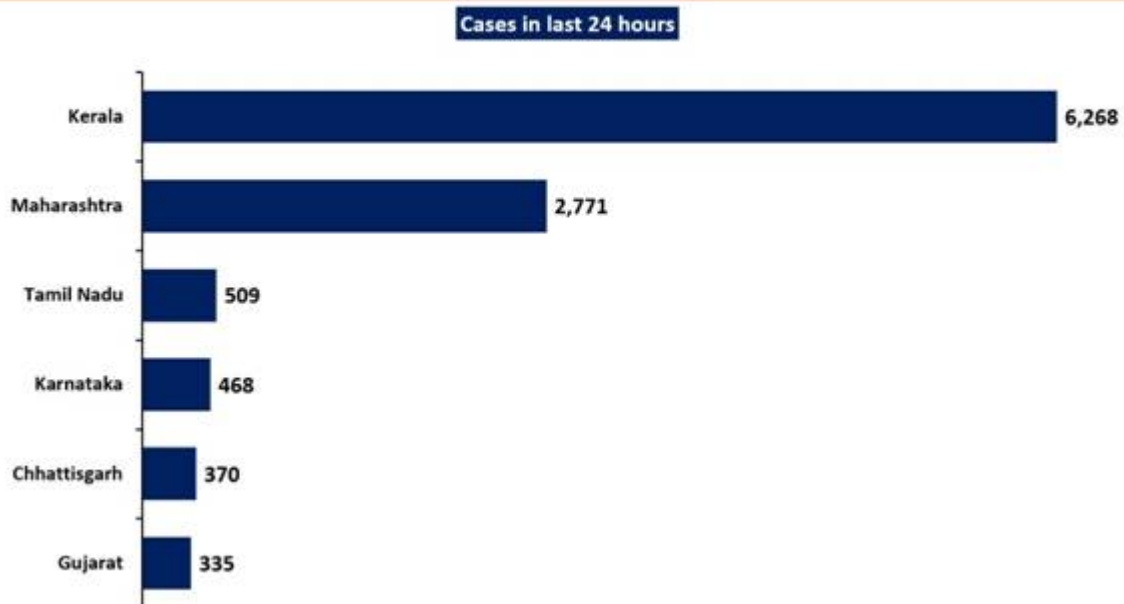


13,083 daily new cases registered in the last 24 hours.

81.95% of the new cases are from 6 States and UTs.

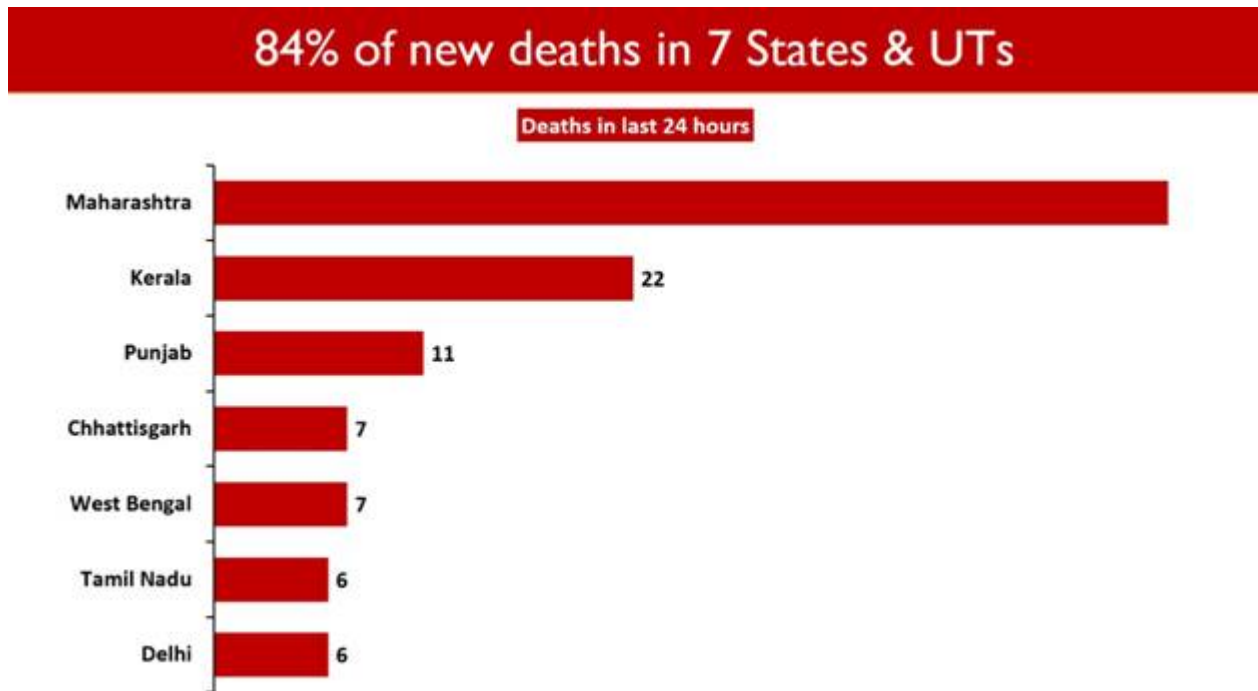
Kerala continues to report the highest daily new cases at 6,268. It is followed by Maharashtra with 2,771, while Tamil Nadu reported 509 new cases.

82% of new cases in 6 States & UTs



137 deaths recorded in the last 24 hours.

Seven States/UTs account for **83.94%** of the new deaths. Maharashtra saw the maximum casualties (56). Kerala follows with 22 daily deaths and Punjab with 11.



MV/SJ

HFW/COVID States data/30th January2021/1

(Release ID: 1693516) Visitor Counter : 27