



Ministry of Health and Family Welfare

On a steady decline, India's Active Caseload further contracts to 1.71 lakh

Nearly 30 lakh beneficiaries vaccinated against COVID19

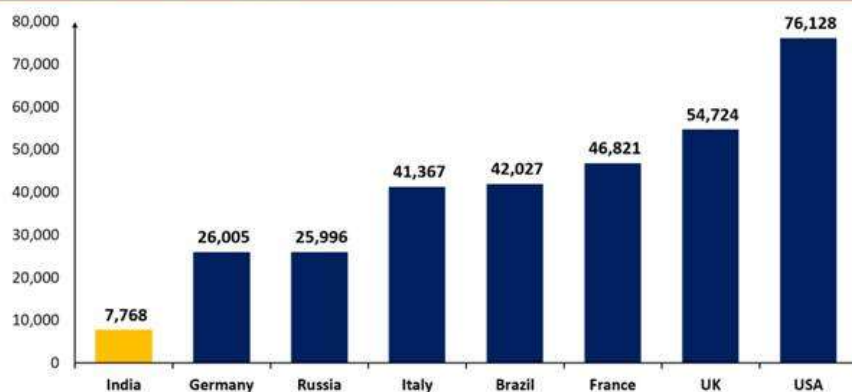
Posted On: 29 JAN 2021 11:59AM by PIB Delhi

India's total Active Caseload continues to manifest sustained downward movement. It has dropped to **1.71 lakh (1,71,686)** today.

The present active caseload now consists of just **1.60%** of India's Total Positive Cases.

India's caseload per million population is one of the lowest when compared globally. It stands at 7,768. The count is much higher for countries like Germany, Russia, Italy, Brazil, France, UK and USA.

Cases per million population – Amongst the lowest in the world

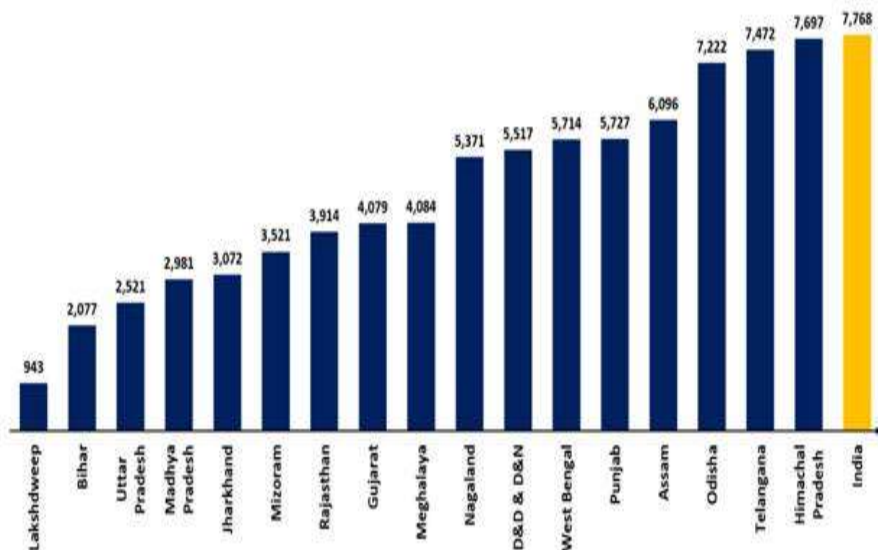


Source: WHO COVID-19 Dashboard, updated 28th January 2021

17 States/UTs have cases per million lower than the national average (7,768).



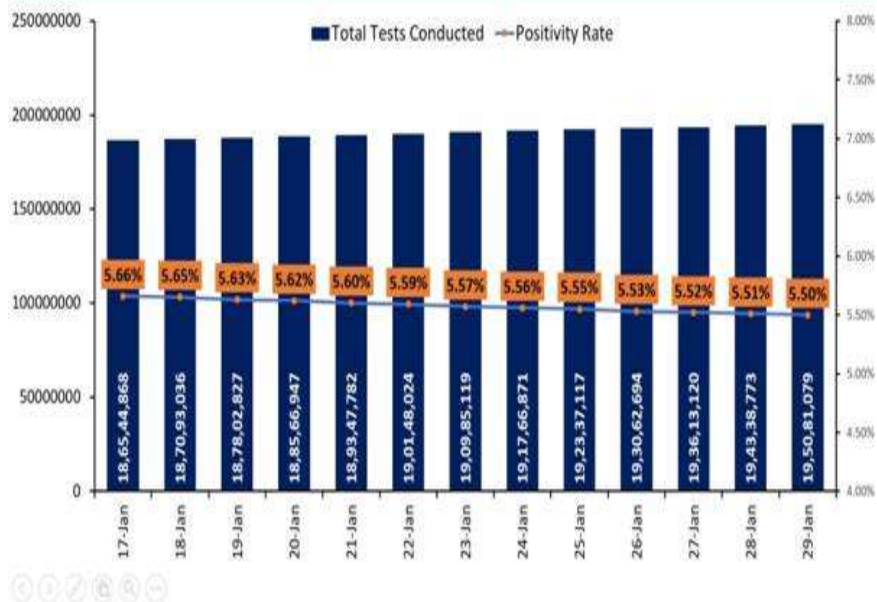
17 states & UTs cases per million lower than national average



India’s cumulative tests have crossed **19.5 cr (19,50,81,079)** today. **7,42,306** tests have been conducted in the last 24 hours.

The national cumulative positivity rate fell to **5.50%**.

Tests conducted cross 19.5 crore & cumulative positivity rate at 5.5%



As on 29th January, 2021, till 8 AM, total of nearly **30 lakh (29,28,053)** beneficiaries have received the vaccination under the countrywide COVID19 vaccination exercise.

S. No.	State/UT	Beneficiaries vaccinated

1	A & N Islands	2656
2	Andhra Pradesh	171683
3	Arunachal Pradesh	8656
4	Assam	28918
5	Bihar	107174
6	Chandigarh	2764
7	Chhattisgarh	62115
8	Dadra & Nagar Haveli	493
9	Daman & Diu	286
10	Delhi	48008
11	Goa	2882
12	Gujarat	162616
13	Haryana	115968
14	Himachal Pradesh	18848
15	Jammu & Kashmir	22401
16	Jharkhand	24315
17	Karnataka	286089
18	Kerala	106583



19	Ladakh	818
20	Lakshadweep	746
21	Madhya Pradesh	195187
22	Maharashtra	220587
23	Manipur	2855
24	Meghalaya	3870
25	Mizoram	6728
26	Nagaland	3973
27	Odisha	194058
28	Puducherry	1813
29	Punjab	50977
30	Rajasthan	257833
31	Sikkim	1776
32	Tamil Nadu	88467
33	Telangana	151246
34	Tripura	24302
35	Uttar Pradesh	294959
36	Uttarakhand	19517

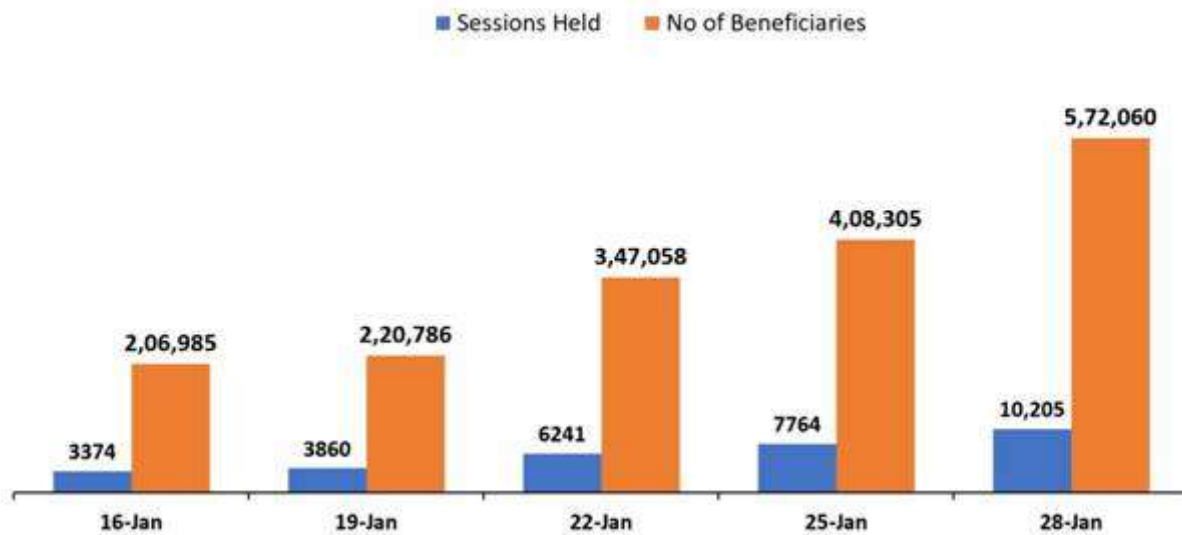


37	West Bengal	187485
38	Miscellaneous	48,401
Total		29,28,053

In the last 24 hours, **5,72,060** healthcare workers were vaccinated across **10,205** sessions.

52,878 sessions have been conducted so far.

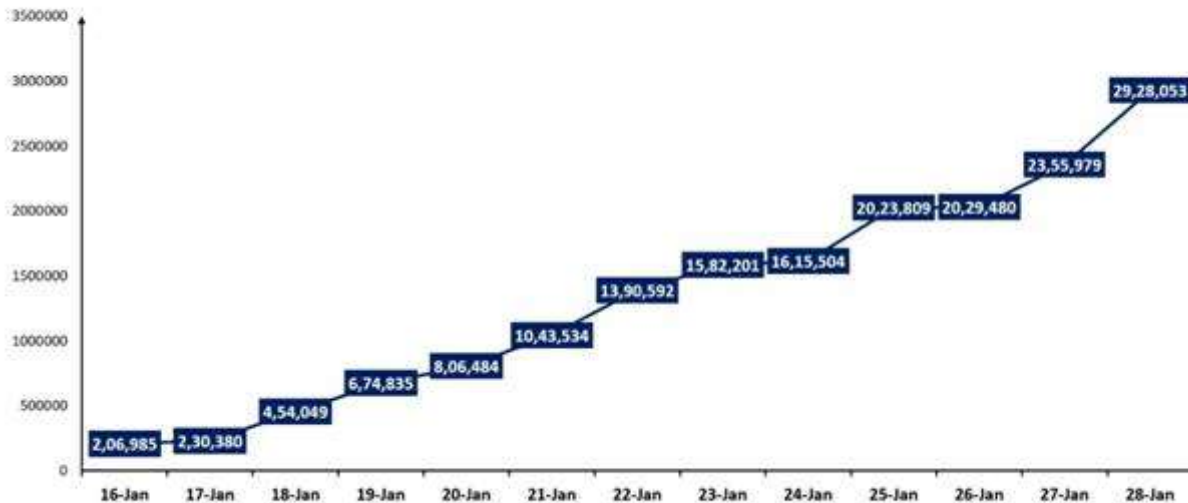
5.72 lakh beneficiaries vaccinated in last 24 hrs



The number of beneficiaries being vaccinated every day has shown a progressive increase.

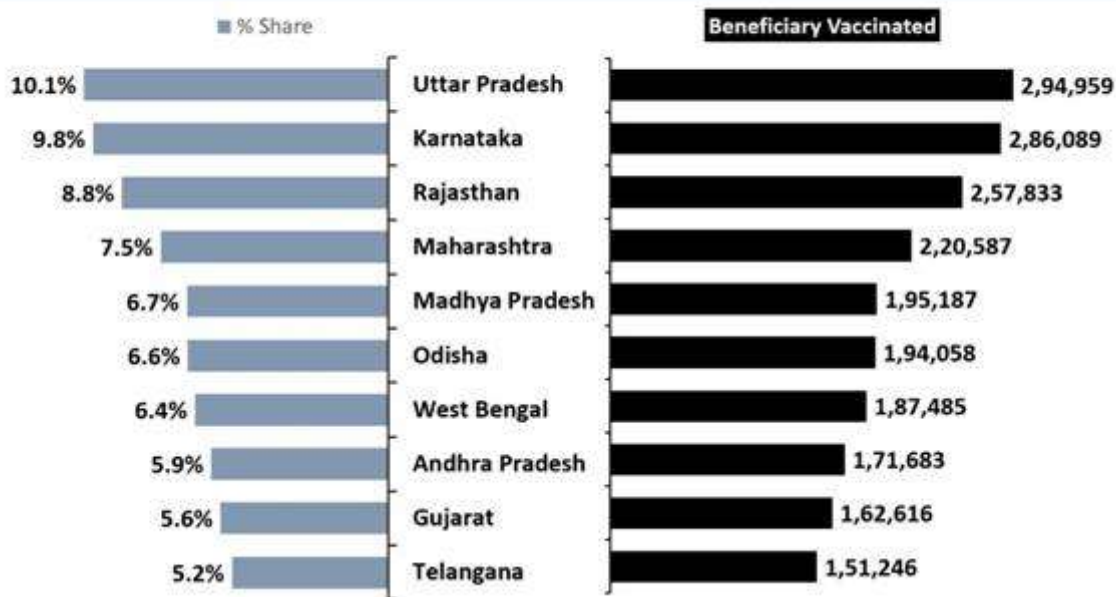


India Covid-19 Vaccination: Progress so far



72.46% of the total vaccinated beneficiaries are from 10 States. Uttar Pradesh accounts for maximum share of vaccinated beneficiaries followed by Karnataka and Rajasthan.

72% of beneficiaries vaccinated so far, in 10 States



India’s cumulative recoveries stand at 1.03 cr (1,03,94,352) today. The Recovery Rate is 96.96%.

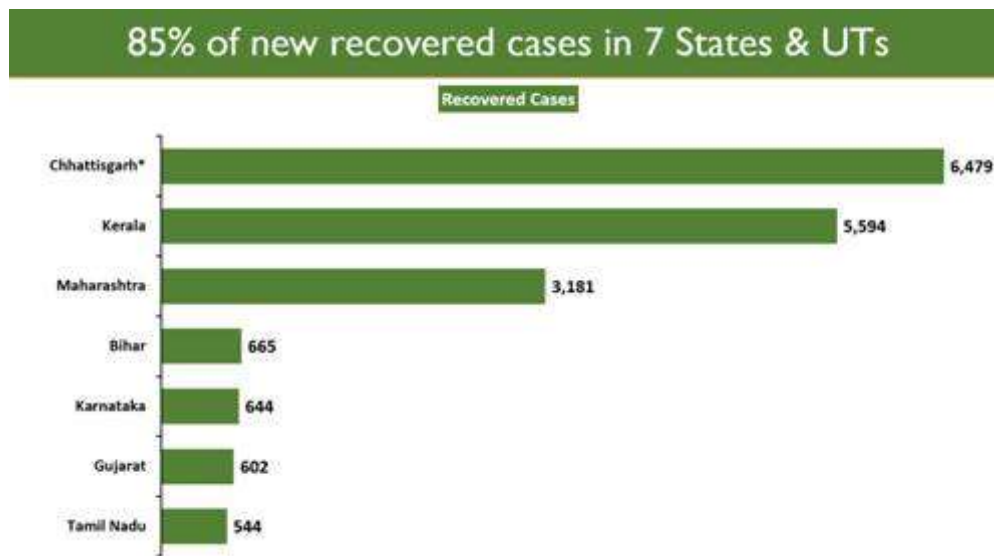
18,855 new daily cases have been recorded in the last 24 hours whereas 20,746 patients have recovered and discharged in the last 24 hours.



Chhattisgarh has reported 6,451 cases, 6,479 discharges and 35 deaths since their last report. The jump in figures, according to the State Health Department, is due to the reconciliation of District level and State level case, discharge & death figures.

85.36% of the new recovered cases are observed to be concentrated in 7 States/UTs.

Chhattisgarh has reported the maximum number of single day recoveries with 6,479 newly recovered cases. 5,594 people recovered in Kerala in the past 24 hours followed by 3,181 in Maharashtra.



85.73% of the new cases are from 5 States and UTs.

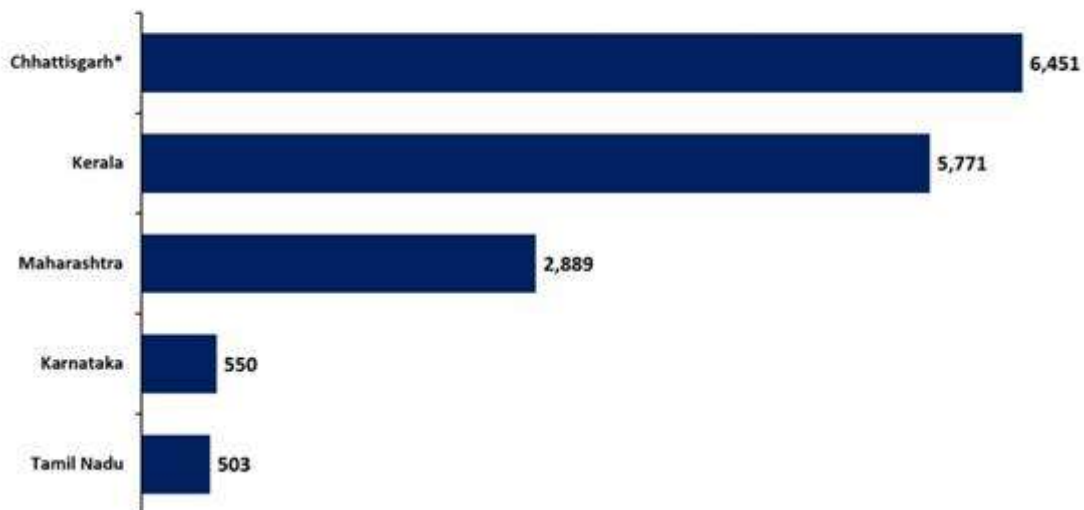
Chhattisgarh reports the highest daily new cases at 6,451. As mentioned above, the jump in figures is due to the reconciliation of District level and State level case, discharge & death figures.

It is followed by Kerala with 5,771, while Maharashtra reported 2,889 new cases.



86% of new cases in 5 States & UTs

Cases in last 24 hours

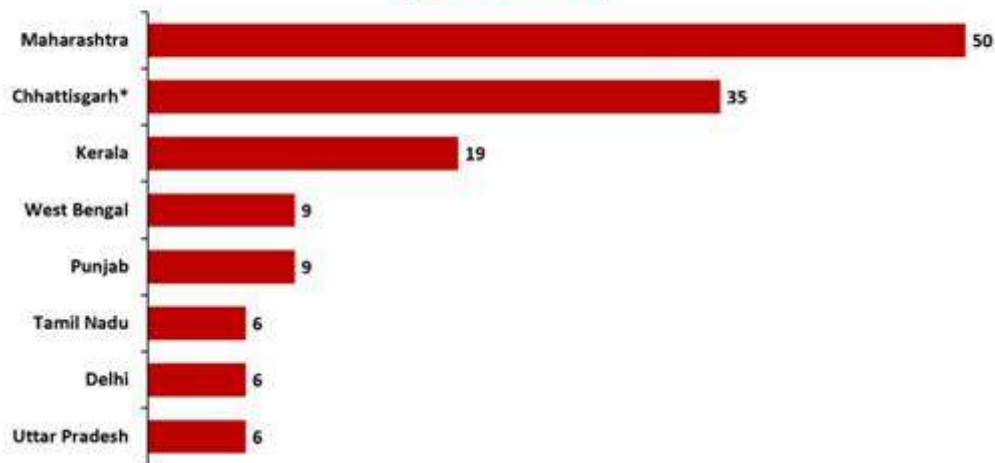


163 fatalities have been recorded in the last 24 hours.

Eight States/UTs account for **85.89%** of the new deaths. Maharashtra saw the maximum casualties (50). Chhattisgarh follows with 35 daily deaths and Kerala with 19.

86% of new deaths in 8 States & UTs

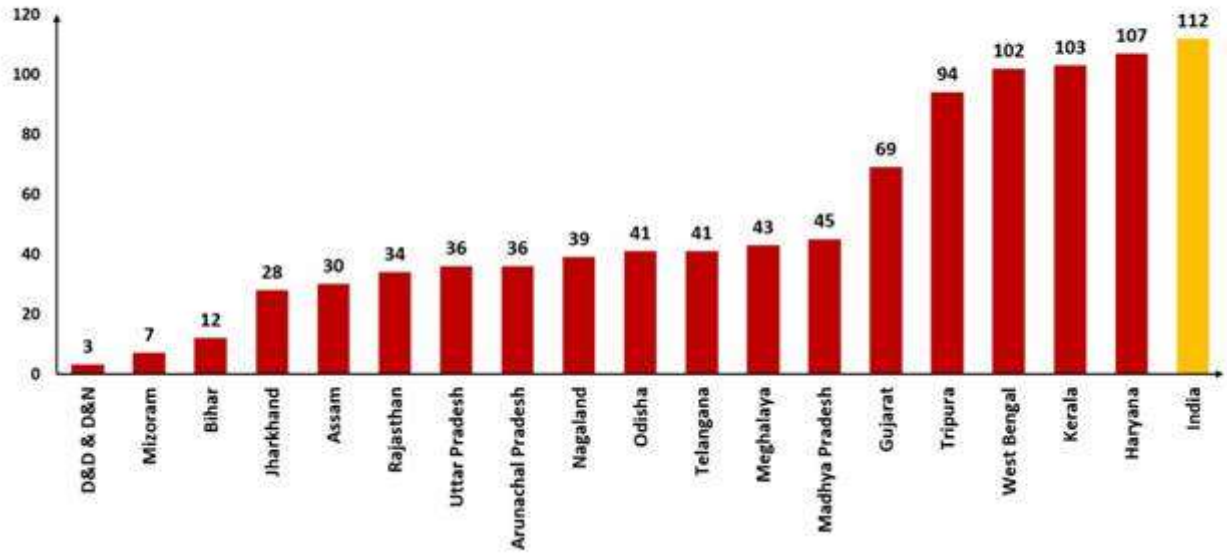
Deaths in last 24 hours



19 States/UTs have deaths per million lower than the national average (**112**).



19 states & UTs have deaths per million lower than national average



MV/SJ

HFW/COVID States data/29th January 2021/1

(Release ID: 1693131) Visitor Counter : 74

Read this release in: Hindi , Marathi , Bengali , Manipuri , Gujarati , Tamil , Telugu

