



Ministry of Health and Family Welfare

**India records lowest New Cases after 8 months;  
9,102 found positive in the last 24 hours**

**Active Cases now 1.66% of Cumulative Positive  
Cases**

**Daily Fatalities drop to 117 after more than 8  
months**

**Number of vaccinated healthcare workers crosses  
20 lakhs**

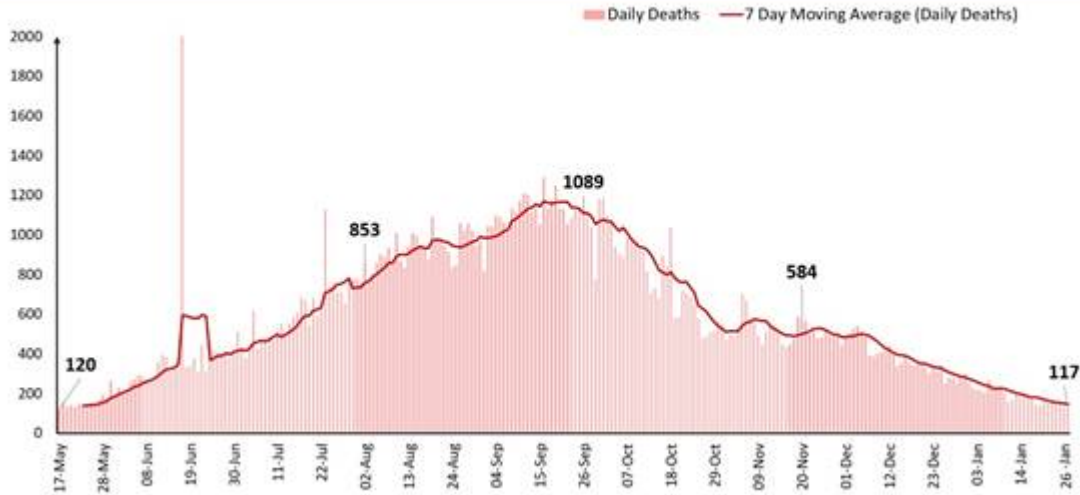
Posted On: 26 JAN 2021 11:18AM by PIB Delhi

India has crossed a crucial milestone in its fight against the global pandemic. **The daily new cases have touched a new low today.**

**9,102** daily new cases were added to the national tally in the last 24 hours **after 237 days**. The daily new cases were 9,304 on 4<sup>th</sup> June, 2020.

With a sustained, pro-active and calibrated strategy of the Centre based on ‘whole of government’ and ‘whole of society’ approach, the daily new cases have seen a consistent decline. This has ensured a steady fall in daily fatalities too. **The country has recorded less than 120 (117) fatalities in the last 24 hours after more than 8 months (8 months 9 days).**

## Daily deaths less than 120 after 8 months

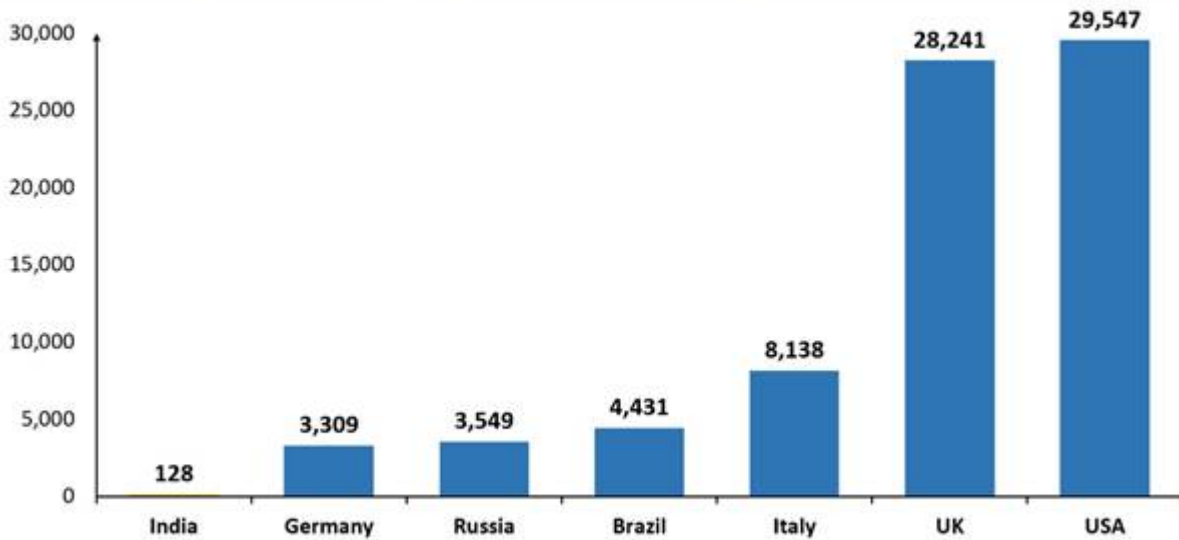


India’s active caseload has fallen to **1,77,266** today. The share of Active Cases in the total Positive Cases has further compressed to **1.66%** of the cumulative caseload.

A net decline of **6,916** cases has been recorded in the total active cases in last 24 hours.

Active cases per million population is lowest in the world (**128**). Germany, Russia, Brazil, Italy, UK and USA have much higher cases per million population.

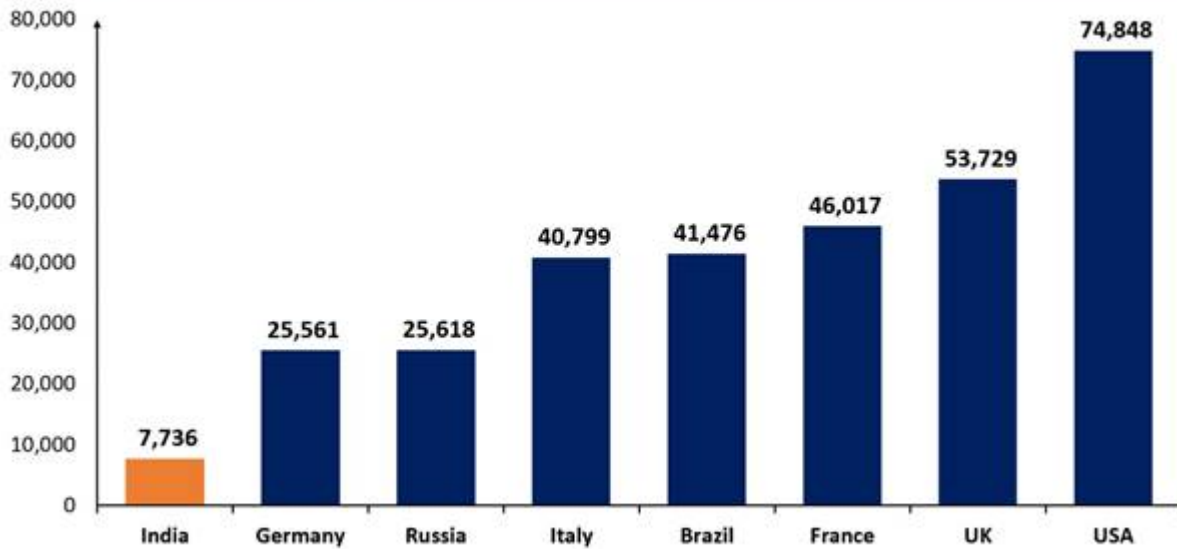
## Active cases per million population – Amongst the lowest in the world



Source: Worldometer

India’s Cases per million population is also amongst the lowest in the world (**7,736**).

## Cases per million population – Amongst the lowest in the world



Source: WHO COVID-19 Dashboard updated 25<sup>th</sup> January 2021

As on 26th January, 2021, till 8 AM, **20,23,809** beneficiaries have received the vaccination under the countrywide COVID19 vaccination exercise.

In the last 24 hours, **4,08,305** people were vaccinated across 7,764 sessions.

36,378 sessions have been conducted so far.

S. No.	State/UT	Beneficiaries vaccinated
1	A & N Islands	2,369
2	Andhra Pradesh	1,56,120
3	Arunachal Pradesh	7,307
4	Assam	19,837
5	Bihar	88,450
6	Chandigarh	1,928
7	Chhattisgarh	40,025
8	Dadra & Nagar Haveli	345

9	<b>Daman &amp; Diu</b>	320
10	<b>Delhi</b>	33,219
11	<b>Goa</b>	1,796
12	<b>Gujarat</b>	91,927
13	<b>Haryana</b>	1,05,419
14	<b>Himachal Pradesh</b>	13,544
15	<b>Jammu &amp; Kashmir</b>	16,173
16	<b>Jharkhand</b>	18,413
17	<b>Karnataka</b>	2,31,172
18	<b>Kerala</b>	71,973
19	<b>Ladakh</b>	670
20	<b>Lakshadweep</b>	676
21	<b>Madhya Pradesh</b>	67,083
22	<b>Maharashtra</b>	1,36,901
23	<b>Manipur</b>	2,485
24	<b>Meghalaya</b>	2,748
25	<b>Mizoram</b>	4,852
26	<b>Nagaland</b>	3,675
27	<b>Odisha</b>	1,77,090
28	<b>Puducherry</b>	1,813

29	<b>Punjab</b>	39,418
30	<b>Rajasthan</b>	1,61,116
31	<b>Sikkim</b>	1,047
32	<b>Tamil Nadu</b>	69,027
33	<b>Telangana</b>	1,30,390
34	<b>Tripura</b>	19,698
35	<b>Uttar Pradesh</b>	1,23,761
36	<b>Uttarakhand</b>	14,546
37	<b>West Bengal</b>	1,22,851
38	<b>Miscellaneous</b>	43,625
	<b>Total</b>	<b>20,23,809</b>

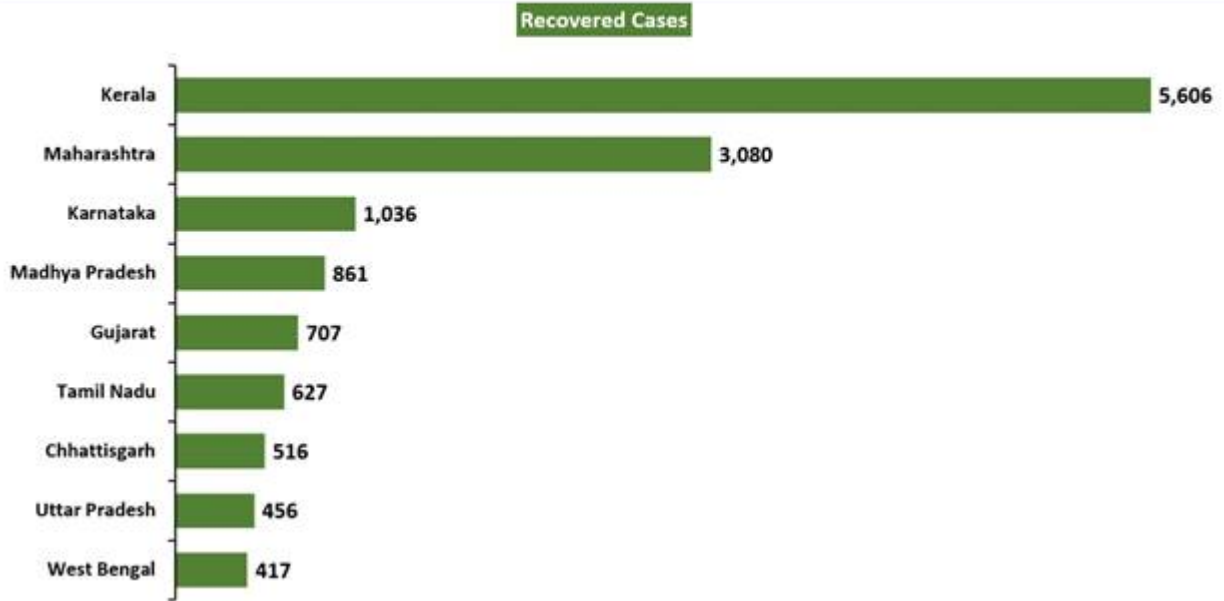
The total recovered cases are **1.03 cr (1,03,45,985) today** which translates to a Recovery Rate of **96.90%**. The gap between Recovered cases and Active cases continues to grow and presently stands at **1,01,68,719**.

**15,901** cases have recovered in the last 24 hours.

**83.68%** of the new recovered cases are observed to be concentrated in 9 States/UTs.

Kerala has reported the maximum number of single day recoveries with 5,606 recoveries. Maharashtra follows with 3,080 new recoveries. Karnataka recorded another 1,036 daily recoveries.

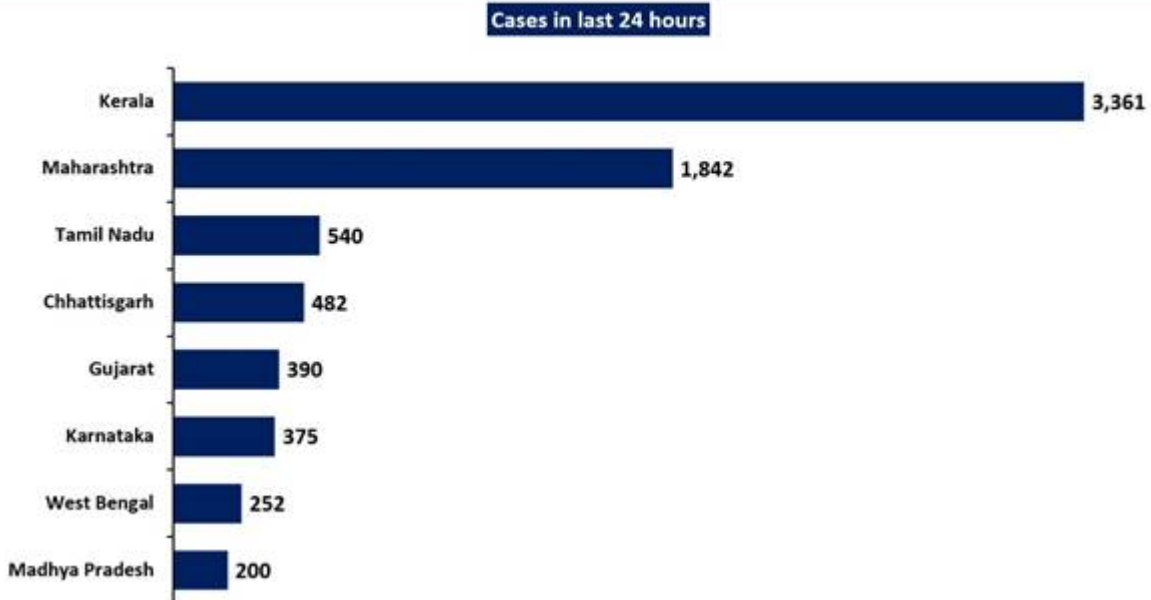
## 84% of new recovered cases in 9 States & UTs



**81.76%** of the new cases are concentrated in 8 States and UTs.

Kerala reported the maximum daily new cases numbering 3,361 in the last 24 hours. Maharashtra recorded 1,842 new cases while Tamil Nadu reported 540 new cases yesterday.

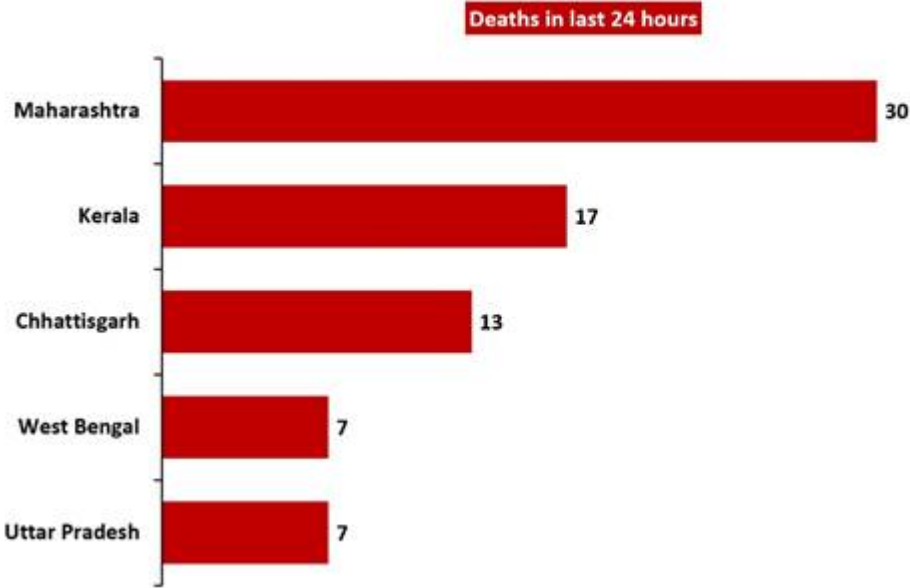
## 82% of new cases in 8 States & UTs



Five States/UTs account for **63.25%** of the **117** case fatalities reported in the past 24 hours.

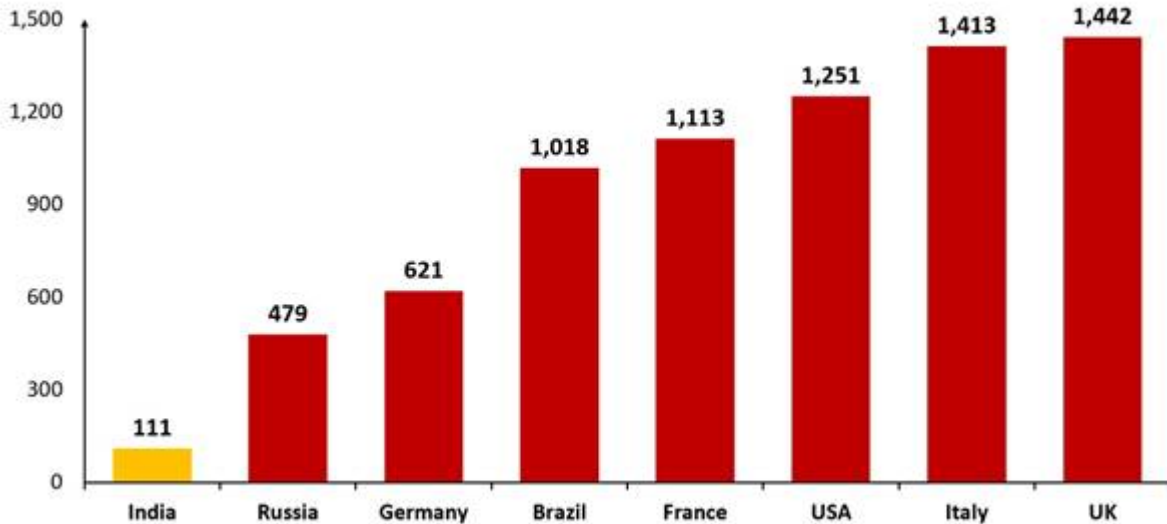
Maharashtra reported 30 deaths. Kerala and Chhattisgarh follow with 17 and 13 new deaths, respectively.

# 63% of new deaths in 5 States & UTs



India's deaths per million population (111) are amongst the lowest in the world.

## Deaths per million population – Amongst the lowest in the world



Source: WHO COVID-19 Dashboard updated 25<sup>th</sup> January 2021

\*\*\*\*

**MV/SJ**  
**HFV/COVID States data/26<sup>th</sup> January 2021/1**

(Release ID: 1692463) Visitor Counter : 135

Read this release in: Marathi , Manipuri , Bengali , Tamil

