



Ministry of Health and Family Welfare

India steadily sustains its trajectory of very low Active Cases

2 States alone contribute nearly 65% of Total Active Caseload of the country

131 Daily New Deaths registered in the last 24 hours after 8 months

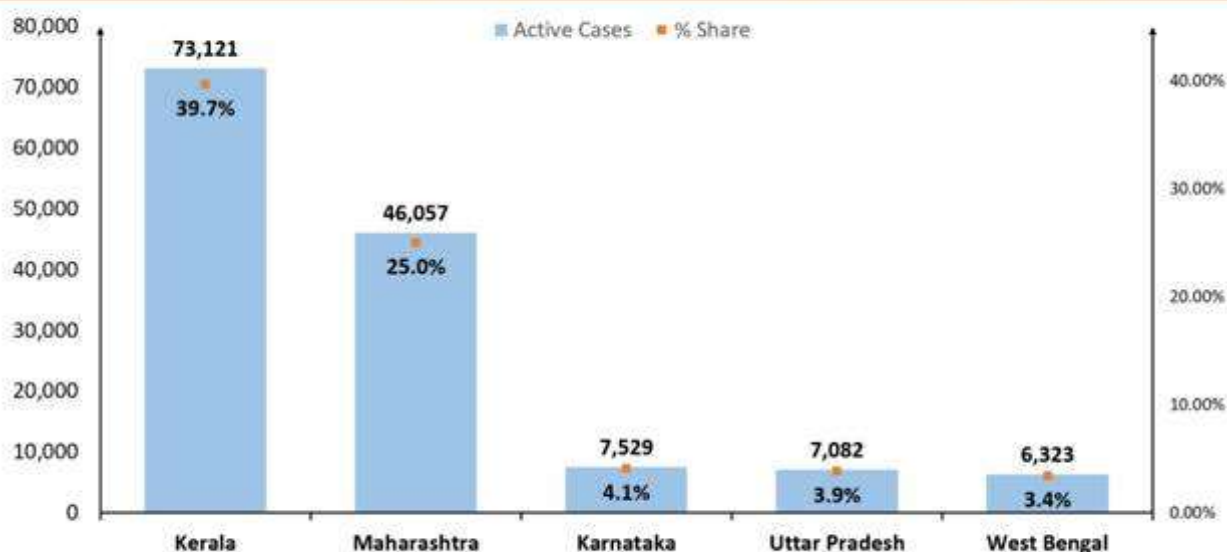
Posted On: 25 JAN 2021 10:54AM by PIB Delhi

India's active caseload has fallen to **1.84 lakh (1,84,182)** today. The share of Active Cases in the total Positive Cases has further shrunk to **1.73%**.

A bulk of the active cases is contributed by merely two States. Kerala and Maharashtra alone account for more than 64.71% of the Total Active cases.

Kerala accounts for 39.7% of the active cases whereas Maharashtra contributes 25% of the total active cases.

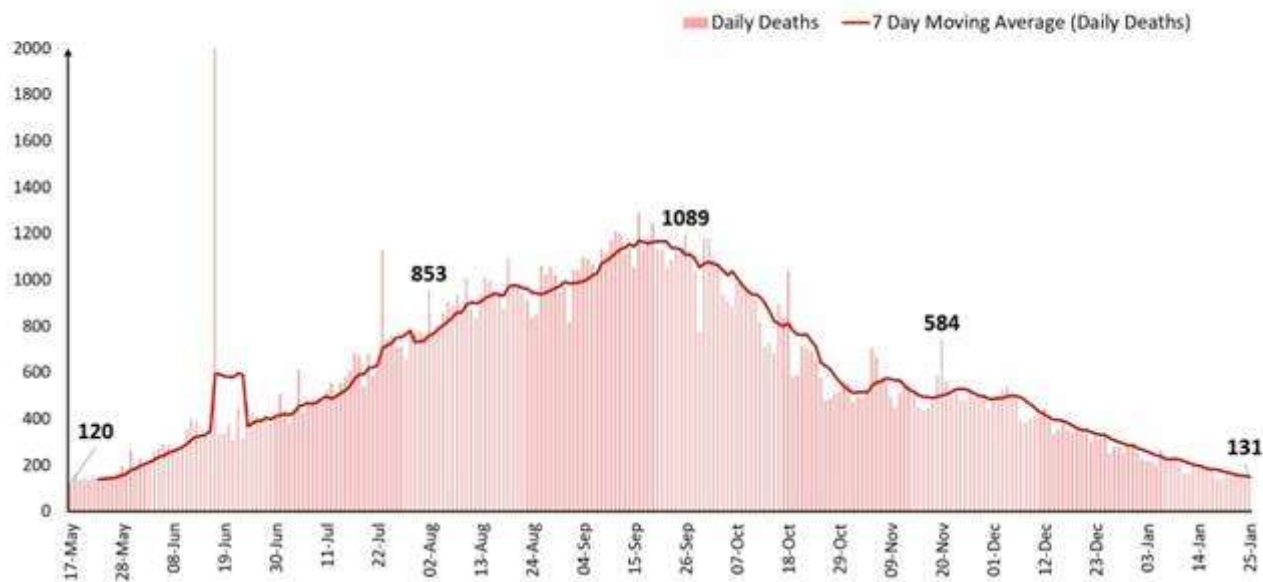
More than 64% of total active cases are recorded in just 2 states



A net decline of **226** cases has been recorded in the total active cases in last 24 hours. **13,203** new cases were added to the national tally in the last 24 hours. On the other hand, **13,298** recoveries were registered in the last 24 hours.

131 new deaths have been recorded in the last 24 hours. This is the lowest in 8 months.

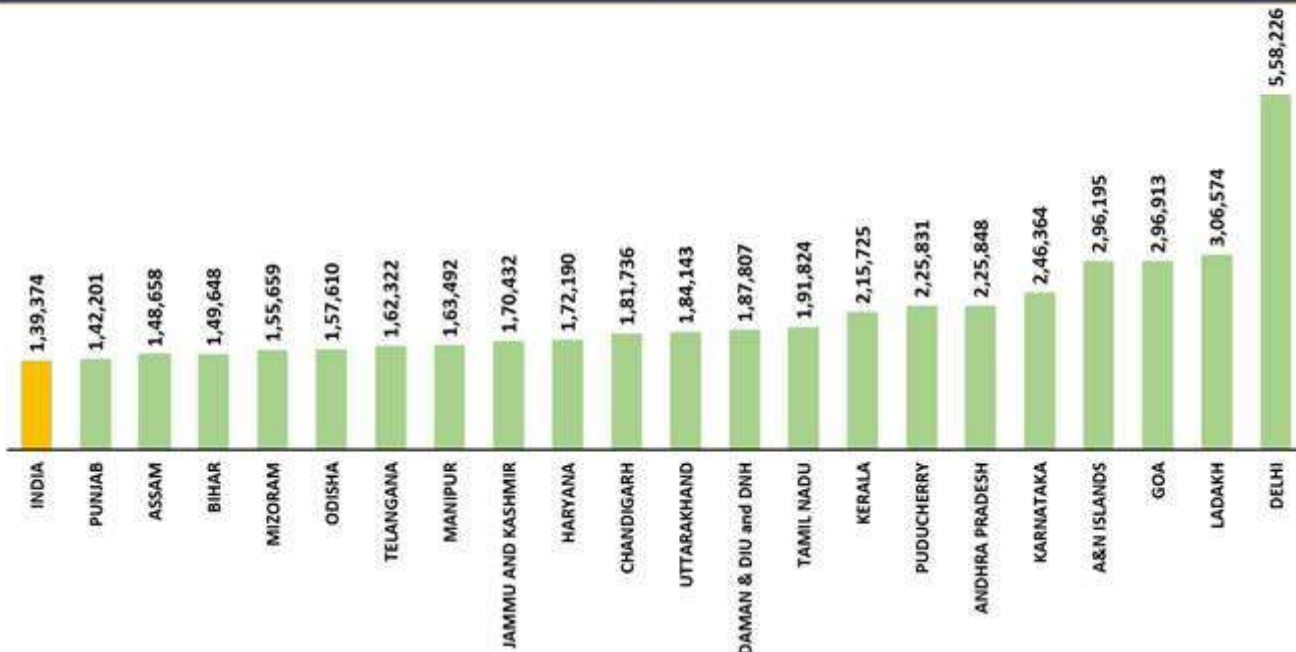
Daily deaths less than 132 after 8 months



India has conducted a total of **19,23,37,117** tests till today.

21 States/UTs have better tests per million population than the national average (**1,39,374**).

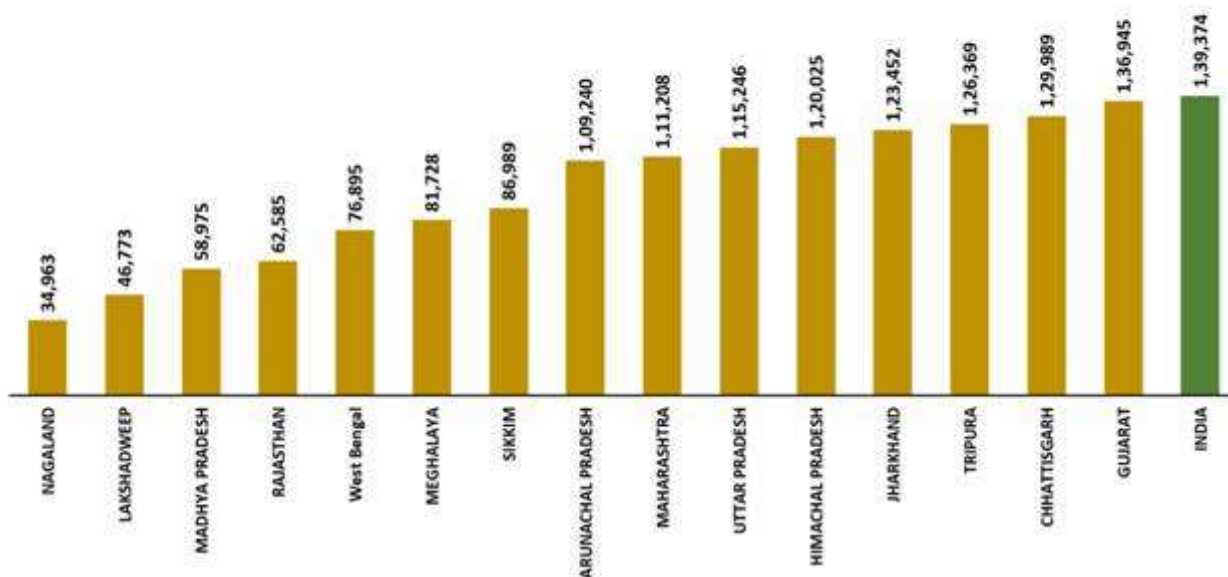
21 States/UTs have better tests per million than national average



15 States/UTs have lower tests per million population than the national average.



15 States/UTs have lower tests per million than national average







As on 25th January, 2021, till 8 AM, **16,15,504** beneficiaries have received the vaccination under the countrywide COVID19 vaccination exercise.

In the last 24 hours, **33,303** people were vaccinated across 694 sessions. 28,614 sessions have been conducted so far.

S. No.	State/UT	Beneficiaries vaccinated
1	A & N Islands	2,019
2	Andhra Pradesh	1,47,030
3	Arunachal Pradesh	6,511
4	Assam	13,881
5	Bihar	76,125
6	Chandigarh	1,502
7	Chhattisgarh	28,732
8	Dadra & Nagar Haveli	345
9	Daman & Diu	283



10	Delhi	25,811
11	Goa	1,561
12	Gujarat	78,466
13	Haryana	72,204
14	Himachal Pradesh	13,544
15	Jammu & Kashmir	11,647
16	Jharkhand	14,806
17	Karnataka	1,91,449
18	Kerala	53,529
19	Ladakh	558
20	Lakshadweep	633
21	Madhya Pradesh	38,278
22	Maharashtra	99,885
23	Manipur	2,319
24	Meghalaya	2,236
25	Mizoram	3,979
26	Nagaland	3,443
27	Odisha	1,52,371
28	Puducherry	1,478
f ²⁹	Punjab 	  31,327 

30	Rajasthan	93,525
31	Sikkim	960
32	Tamil Nadu	61,720
33	Telangana	1,10,031
34	Tripura	14,252
35	Uttar Pradesh	1,23,761
36	Uttarakhand	10,514
37	West Bengal	84,505
38	Miscellaneous	40,284
Total		16,15,504

The total recovered cases stand at 1.03 Cr (**1,03,30,084**) which translates to a Recovery Rate of **96.83%**. The gap between Recovered cases and Active cases continues to grow and presently stands at 1,01,45,902.

79.12% of the new recovered cases are observed to be concentrated in 9 States/UTs.

Kerala has reported the maximum number of single day recoveries with 5,173 recoveries. Maharashtra follows with 1,743 new recoveries. Gujarat recorded another 704 daily recoveries.



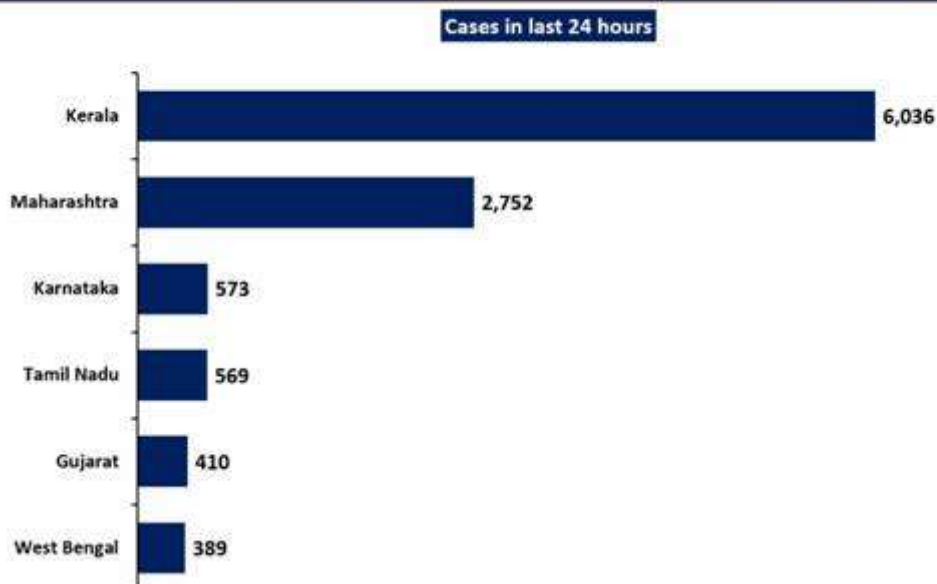
79% of new recovered cases in 9 States & UTs



81.26% of the new cases are concentrated in 6 States and UTs.

Kerala reported the maximum daily new cases numbering 6,036 in the last 24 hours. Maharashtra recorded 2,752 new cases while Karnataka has reported 573 new cases yesterday.

81% of new cases in 6 States & UTs

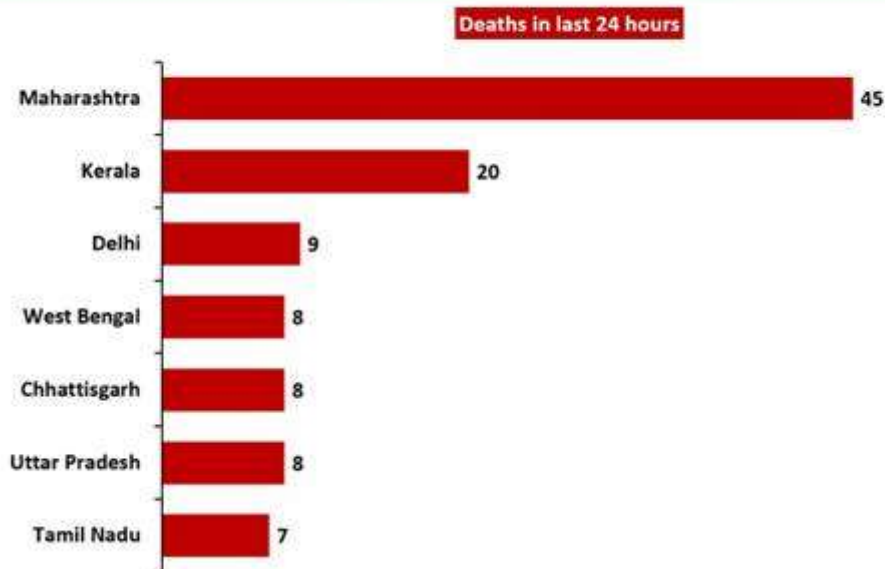


Seven States/UTs account for **80.15% of the 131 case fatalities** reported in the past 24 hours.

Maharashtra has reported 45 deaths. Kerala and Delhi follow with 20 and 9 new deaths, respectively.



80% of new deaths in 7 States & UTs



MV/SJ

HFV/COVID States data/25th January2021/1

(Release ID: 1692065) Visitor Counter : 57

Read this release in: Urdu

