



Ministry of Health and Family Welfare

India's Active Caseload further contracts to 1.84 Lakhs

Nearly 16 lakh healthcare workers vaccinated till 8 am today

1 million vaccine doses administered in India in just 6 days

Posted On: 24 JAN 2021 11:08AM by PIB Delhi

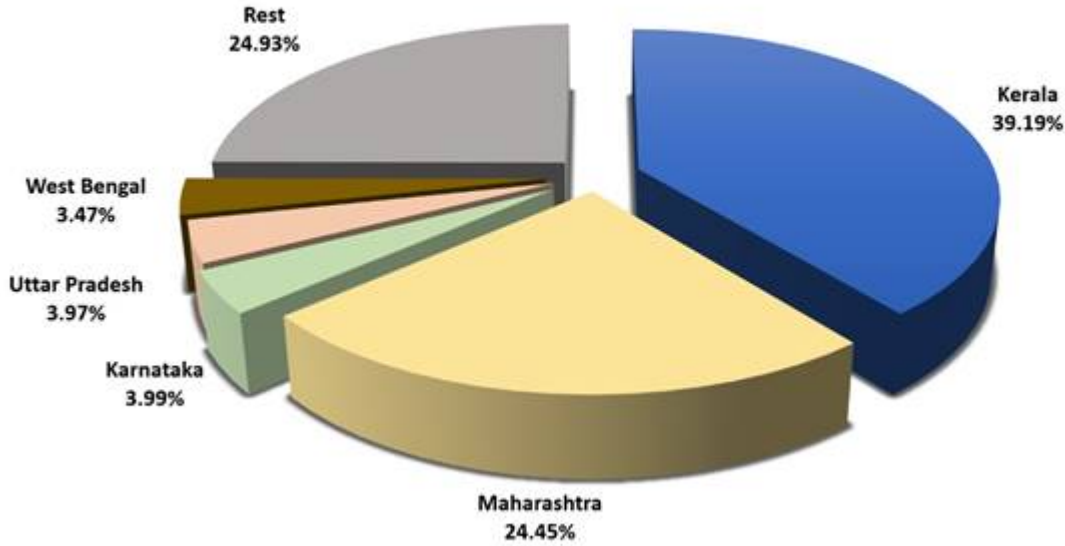
In a testament to the successful TEST-TRACK-TREAT-TEST-TECHNOLOGY strategy, India continues on its steady trajectory of reporting a sustained downfall in the daily new cases and consequential decline in the active cases.

India's active cases today stand at **1,84,408**. The share of Active Cases in the total Positive Cases has further shrunk to **1.73%**.

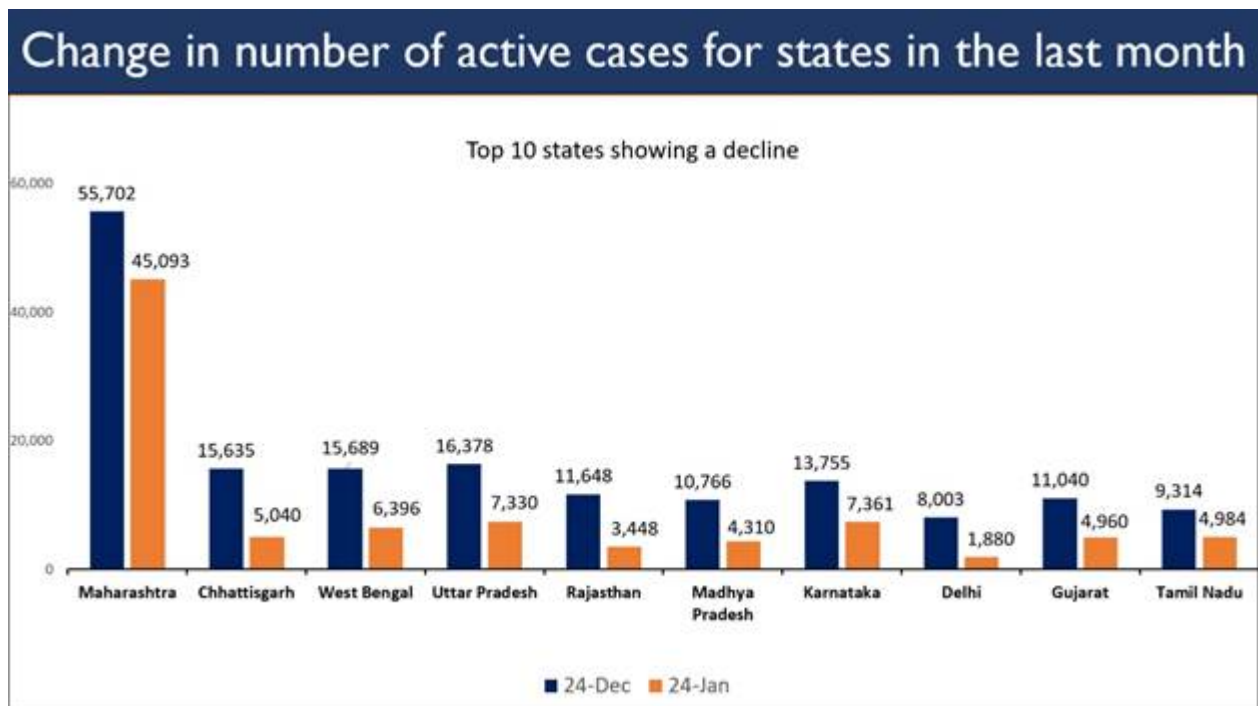
With **15,948** recovered cases in the last 24 hours, a net decline of **1,254** cases has been recorded in the total active cases in last 24 hours.

Five States viz. Kerala, Maharashtra, Karnataka, Uttar Pradesh and West Bengal account for 75% of the total active cases in the country.

5 States account for 75% of total active cases in the country



The figure below shows the change in the number of active cases for top 10 States/UTs in the last month.



As on 24th January, 2021, till 8 AM, nearly **16 lakh (15,82,201) beneficiaries** have received the COVID19 vaccination.

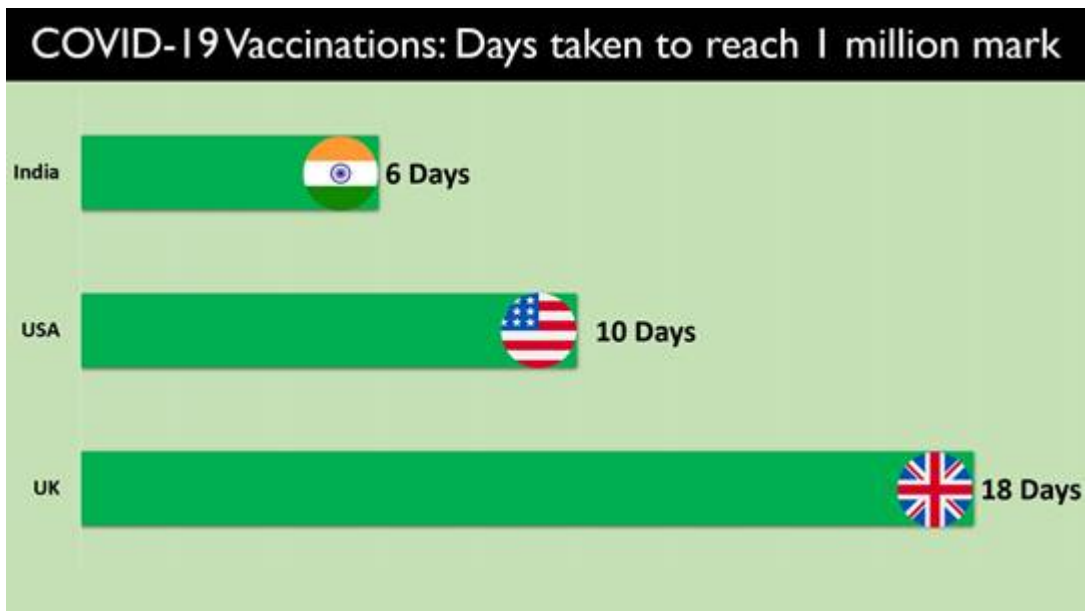
In the last 24 hours, close to 2 lakhs (**1,91,609**) people were vaccinated across **3,512** sessions. **27,920** sessions have been conducted so far.

S. No.	State/UT	Beneficiaries vaccinated
1	A & N Islands	1,998

2	Andhra Pradesh	1,47,030
3	Arunachal Pradesh	6,511
4	Assam	13,881
5	Bihar	76,125
6	Chandigarh	1,502
7	Chhattisgarh	28,732
8	Dadra & Nagar Haveli	345
9	Daman & Diu	283
10	Delhi	25,811
11	Goa	1,561
12	Gujarat	78,466
13	Haryana	71,297
14	Himachal Pradesh	13,544
15	Jammu & Kashmir	11,647
16	Jharkhand	14,806
17	Karnataka	1,88,971
18	Kerala	53,529
19	Ladakh	558
20	Lakshadweep	633
21	Madhya Pradesh	38,278

22	Maharashtra	99,885
23	Manipur	2,319
24	Meghalaya	2,236
25	Mizoram	3,979
26	Nagaland	3,443
27	Odisha	1,52,371
28	Puducherry	1,478
29	Punjab	30,319
30	Rajasthan	67,270
31	Sikkim	960
32	Tamil Nadu	59,226
33	Telangana	1,10,031
34	Tripura	14,252
35	Uttar Pradesh	1,23,761
36	Uttarakhand	10,514
37	West Bengal	84,505
38	Miscellaneous	40,144
Total		15,82,201

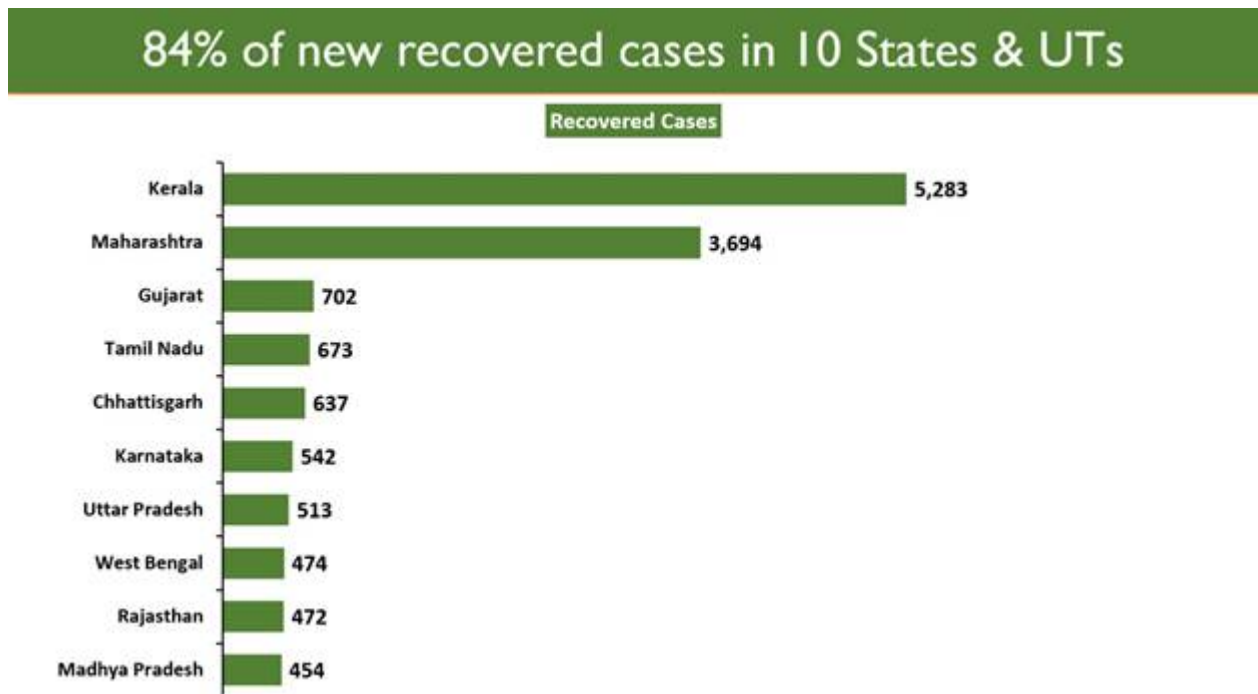
India took only 6 days to roll out 1 million vaccine doses. This count is higher for countries like USA and the UK. The UK took 18 days whereas USA took 10 days to reach the 1 million mark.



The total recovered cases stand at **10,316,786** which translates to a Recovery Rate of **96.83%** which is continuously expanding.

84.30% of the new recovered cases are observed to be concentrated in 10 States/UTs.

Kerala has reported the maximum number of single day recoveries with 5,283 recoveries. Maharashtra follows with 3,694 new recoveries.



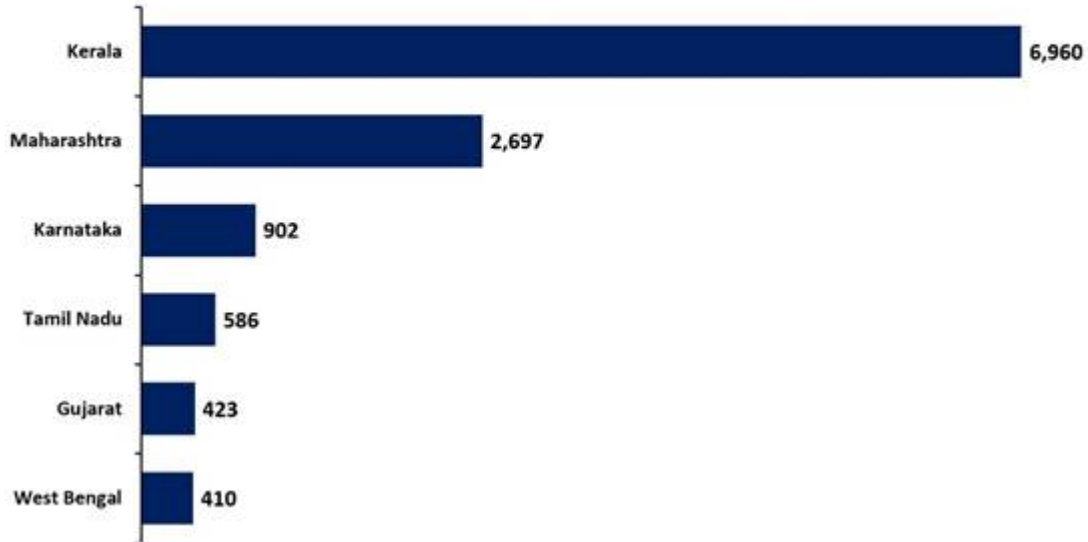
14,849 new COVID19 cases recorded in the last 24 hours.

80.67% of the new cases are concentrated in six States and UTs.

Kerala reported the maximum daily new cases numbering 6,960 in the last 24 hours. Maharashtra has recorded 2,697 new cases while Karnataka registered 902 new cases yesterday.

81% of new cases in 6 States & UTs

Cases in last 24 hours

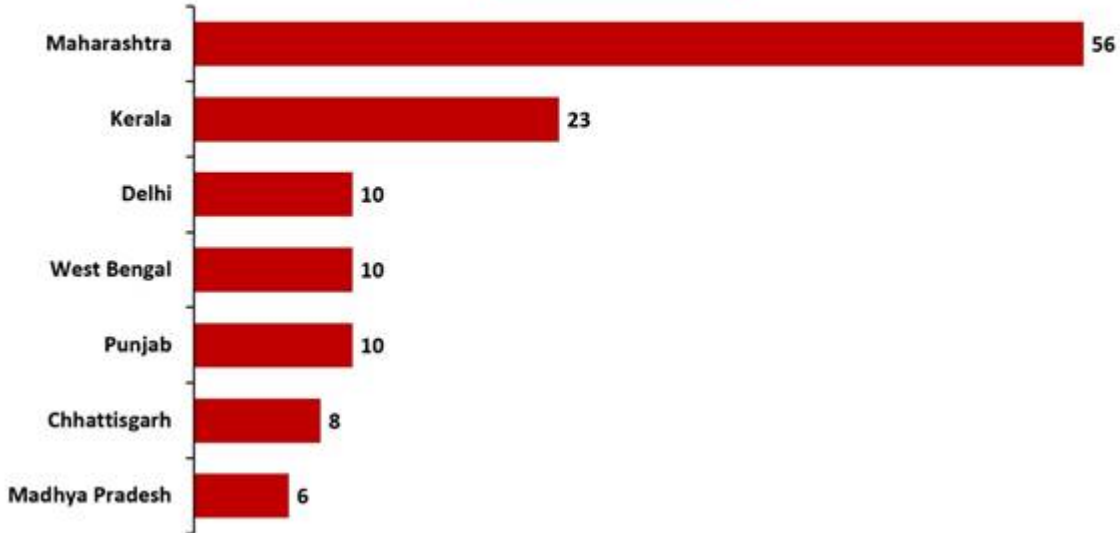


Seven States/UTs account for **79.35%** of the **155** case fatalities reported in the past 24 hours.

Maharashtra reported 56 deaths. Kerala and Delhi follow with 23 and 10 new deaths, respectively.

79% of new deaths in 7 States & UTs

Deaths in last 24 hours



MV/SJ

HFW/COVID States data/24th January2021/1

(Release ID: 1691794) Visitor Counter : 206

Read this release in: Hindi , Marathi , Manipuri , Tamil

