



Ministry of Health and Family Welfare

India's Active Caseload further contracts to 1.85 Lakh

28 States/UTs have less than 5,000 active cases

28 States/UTs have Recovery Rate more than the National Average

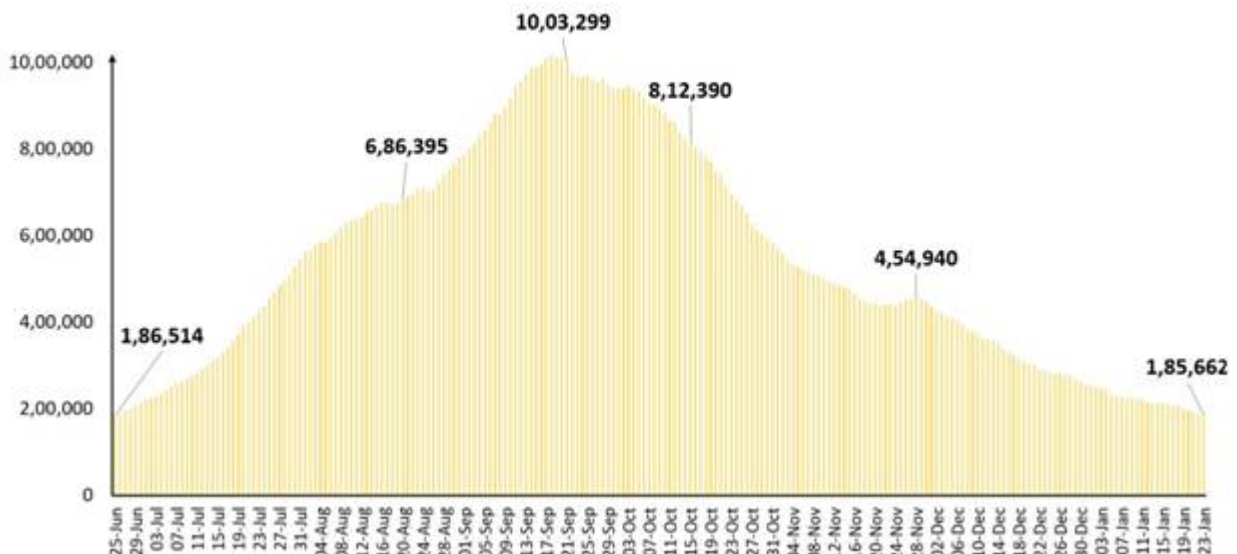
Nearly 14 lakh beneficiaries have received the COVID19 vaccination

Posted On: 23 JAN 2021 11:33AM by PIB Delhi

India's total Active Caseload continues to manifest sustained downward movement. It has dropped to **1.85 lakh (1,85,662)** today.

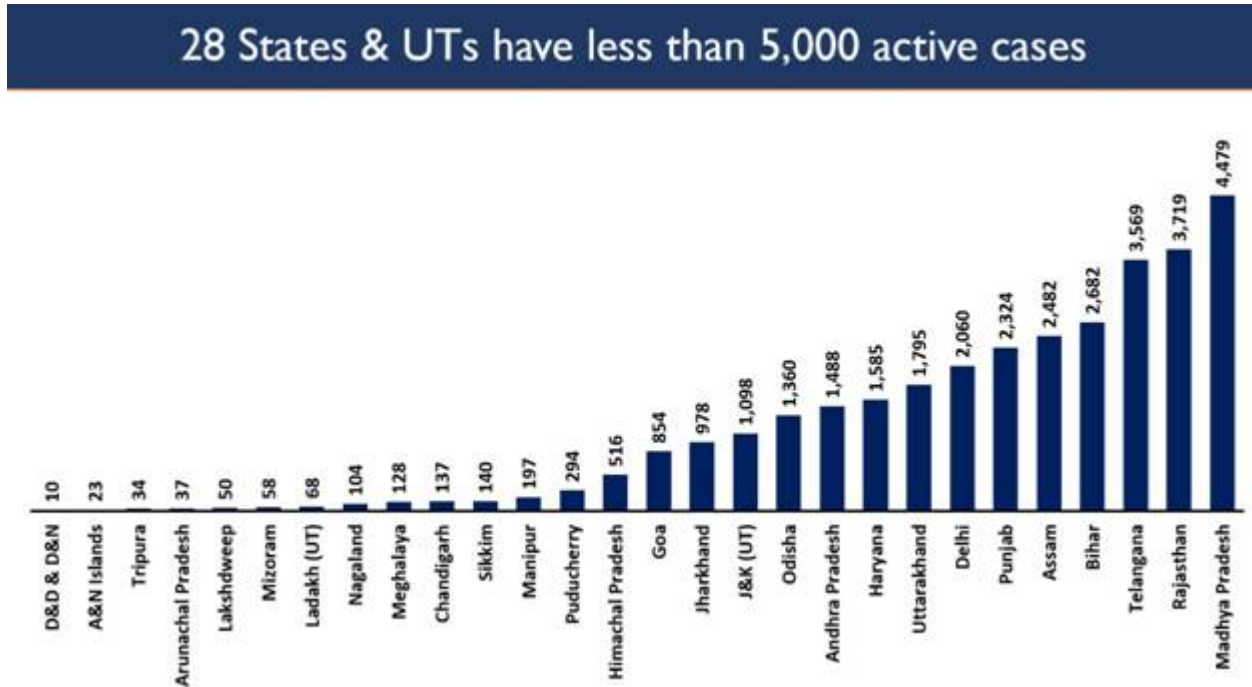
India's present active caseload now consists of just **1.74%** of India's Total Positive Cases.

Active cases continue to decline, less than 2 lakhs



The number of daily new cases in the last 24 hours is **14,256**. **17,130** cases recovered and were discharged in the last 24 hours. This has led to a net decline of 3,026 cases from the total active caseload.

28 States/UTs have less than 5,000 active cases.

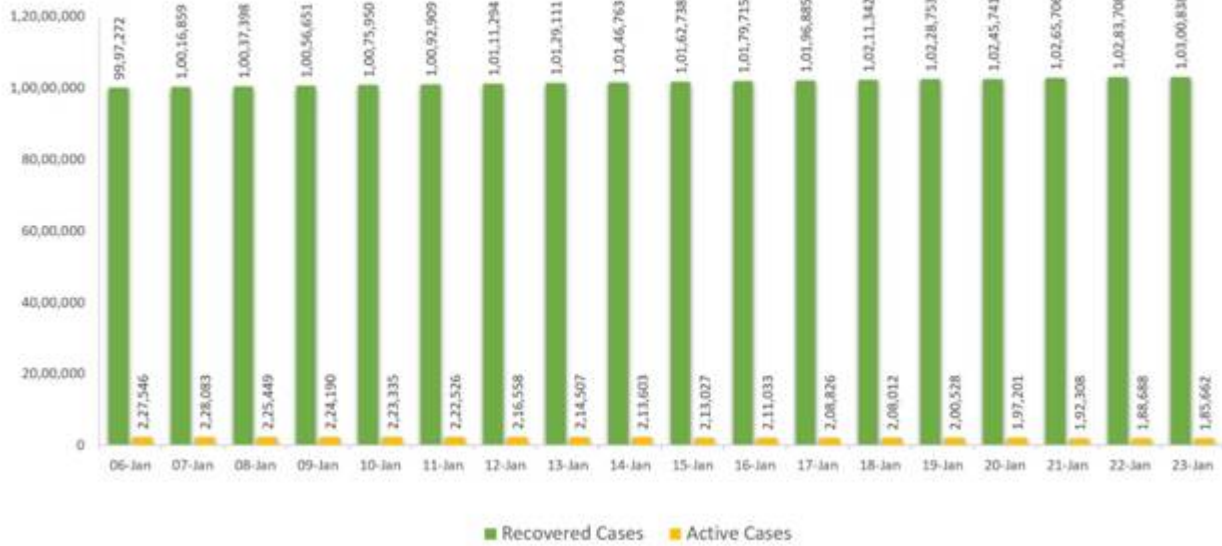


The total recovered cases stand at **1,03,00,838**.

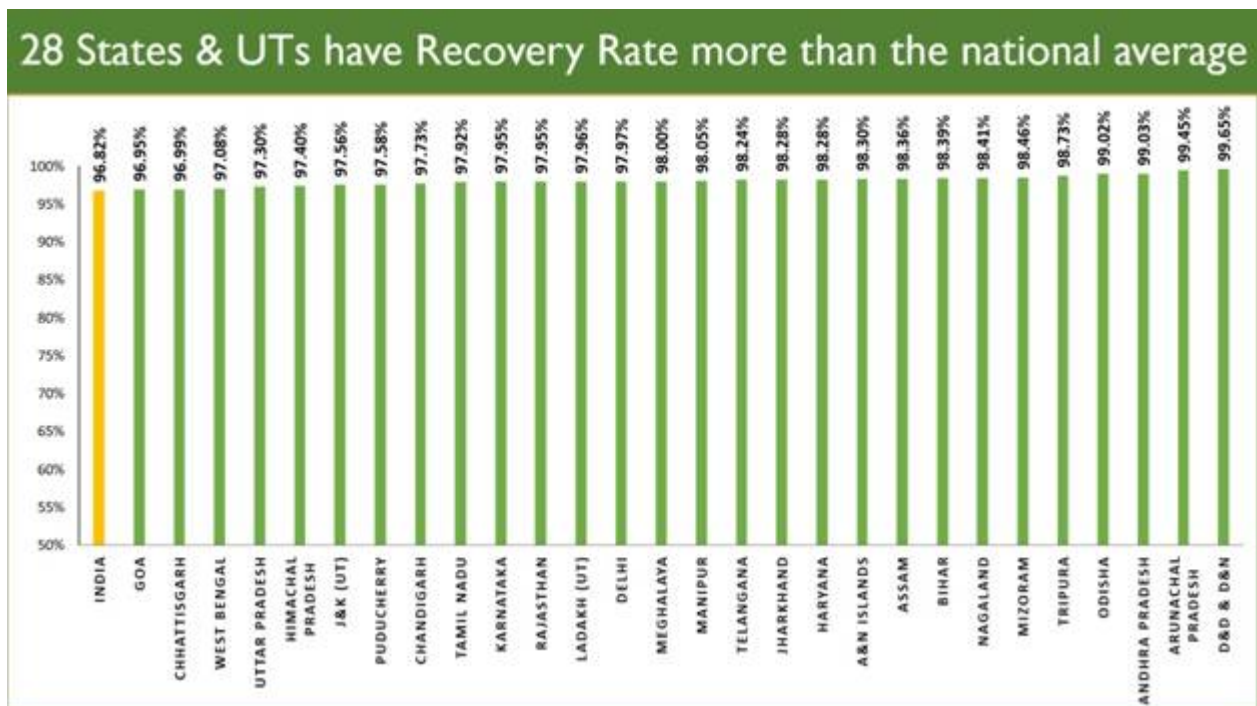
The difference in New Recoveries outnumbering New Cases has also improved the Recovery Rate to **96.82%** today.

The gap between Recovered Cases and Active Cases, that is steadily increasing, and presently stands at **1,01,15,176**.

Gap between recovered cases & active cases exceeds 1 crore



28 States/UTs have Recovery Rate more than the national average.



As on 23rd January, 2021, till 8 AM, nearly **14 lakh (13,90,592)** beneficiaries have received the vaccination under the countrywide COVID19 vaccination exercise.

In the last 24 hours, **3,47,058** people were vaccinated across 6,241 sessions. 24,408 sessions have been conducted so far.

S. No.	State/UT	Beneficiaries vaccinated
1	A & N Islands	1,466

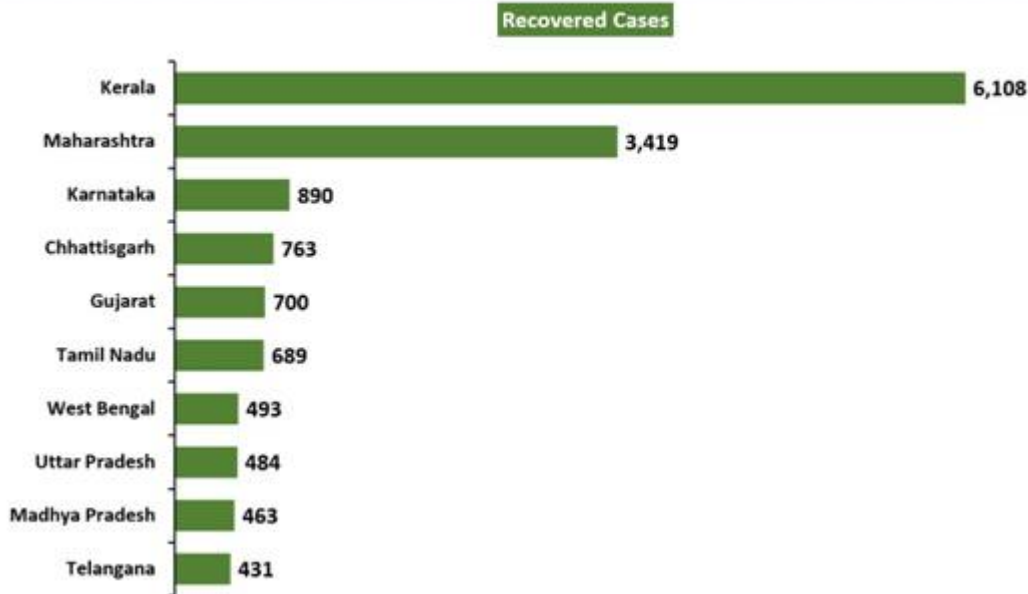
2	Andhra Pradesh	1,33,298
3	Arunachal Pradesh	5,956
4	Assam	13,881
5	Bihar	63,620
6	Chandigarh	1,157
7	Chhattisgarh	22,259
8	Dadra & Nagar Haveli	262
9	Daman & Diu	94
10	Delhi	18,844
11	Goa	946
12	Gujarat	46,150
13	Haryana	62,142
14	Himachal Pradesh	9,609
15	Jammu & Kashmir	9,827
16	Jharkhand	14,806
17	Karnataka	1,84,699
18	Kerala	47,293
19	Ladakh	401
20	Lakshadweep	552
21	Madhya Pradesh	38,278

22	Maharashtra	74,960
23	Manipur	1,923
24	Meghalaya	2,078
25	Mizoram	3,657
26	Nagaland	3,443
27	Odisha	1,30,007
28	Puducherry	1,097
29	Punjab	21,340
30	Rajasthan	43,947
31	Sikkim	960
32	Tamil Nadu	51,651
33	Telangana	1,10,031
34	Tripura	14,252
35	Uttar Pradesh	1,23,761
36	Uttarakhand	10,514
37	West Bengal	84,505
38	Miscellaneous	36,926
Total		13,90,592

84.30% of the new recovered cases are observed to be concentrated in 10 States/UTs.

Kerala has reported the maximum number of single day recoveries with 6,108 newly recovered cases. 3,419 people recovered in Maharashtra in the past 24 hours followed by 890 in Karnataka.

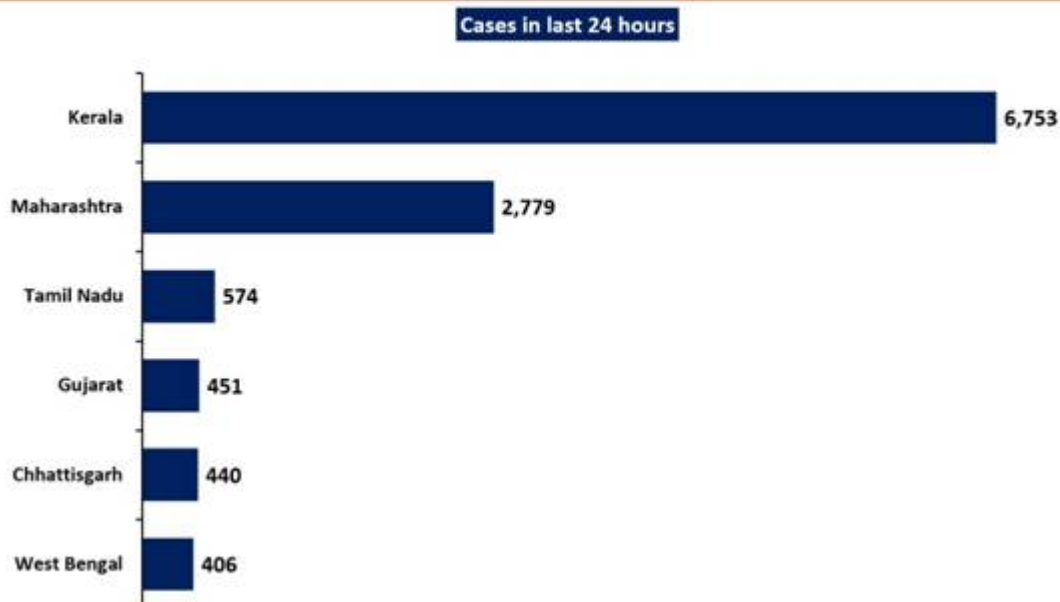
84% of new recovered cases in 10 States & UTs



79.99% of the new cases are from 6 States and UTs.

Kerala continues to report the highest daily new cases at 6,753. It is followed by Maharashtra with 2,779, while Tamil Nadu reported 574 new cases.

80% of new cases in 6 States & UTs

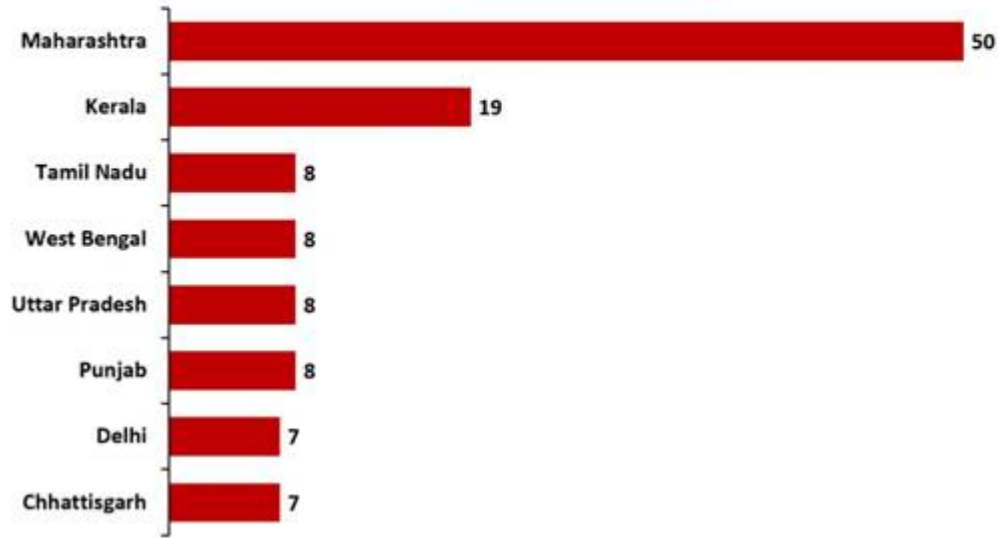


152 case fatalities have been reported in the past 24 hours.

Eight States/UTs account for 75.66% of the new deaths. Maharashtra saw the maximum casualties (50). Kerala follows with 19 daily deaths.

76% of new deaths in 8 States & UTs

Deaths in last 24 hours



MV/SJ

HFW/COVID States data/23rd January2021/1

(Release ID: 1691485) Visitor Counter : 10