



Ministry of Health and Family Welfare

India's Active Caseload further contracts to 1.92 Lakhs

More than 8 lakh healthcare workers vaccinated till 7 am today

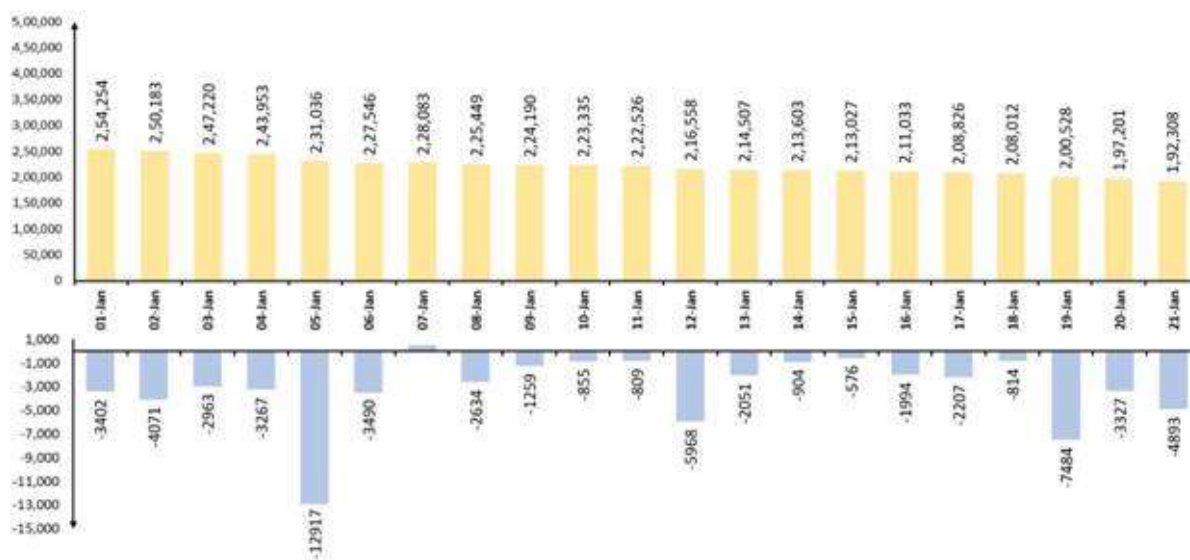
17 States/UTs have cases per million population lower than the national average

Posted On: 21 JAN 2021 10:48AM by PIB Delhi

India's active cases today stand at **1,92,308**. The share of Active Cases in the total Positive Cases has further shrunk to **1.81%**.

The rising daily recoveries and declining new cases has ensured a total net reduction of the Active Caseload. A net decline of **4,893** cases has been recorded in the total active cases in last 24 hours.

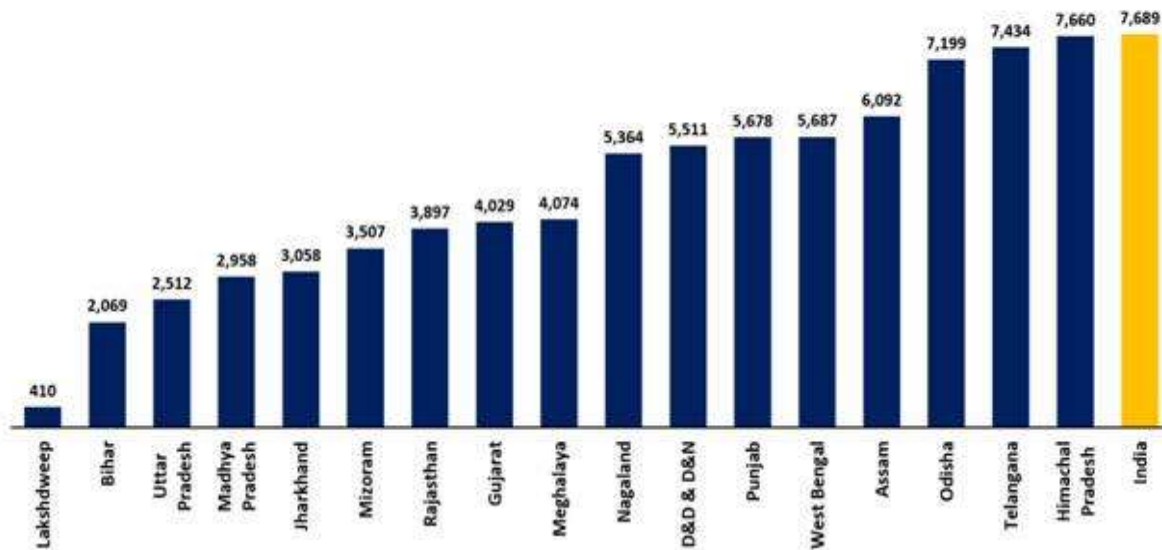
Day on day change in number of active cases in the last 3 weeks



Following the national trend of consistent decline in the active cases, 17 States/UTs have cases per million population lower than the national average. India's cases per million population stand at **7,689**.

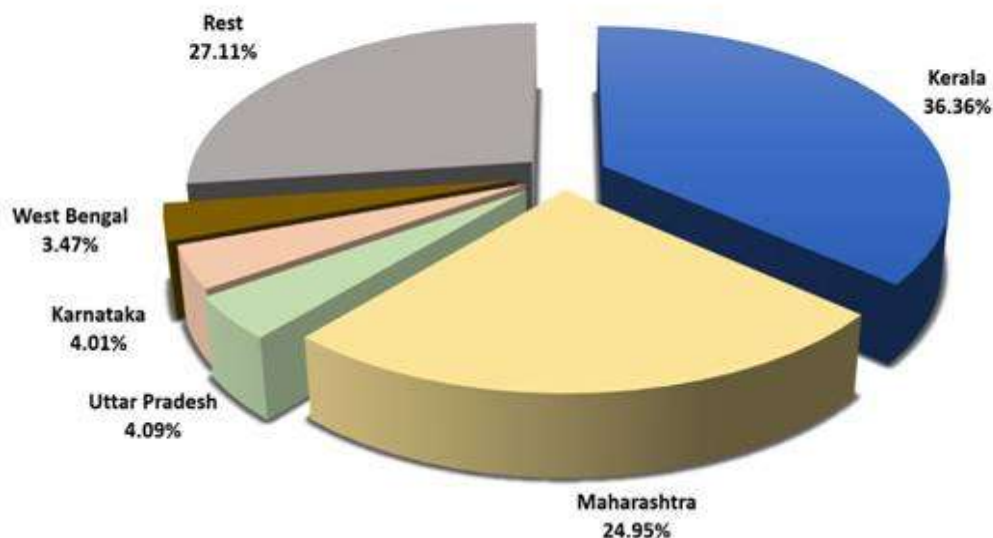


17 states & UTs cases per million lower than national average








Five States viz. Kerala, Maharashtra, Uttar Pradesh, Karnataka and West Bengal account for **73% of the total active cases** in the country.

5 States account for 73% of total active cases in the country



As on 21st January, 2021, till 7 AM, a total of **8,06,484 beneficiaries** have received the vaccination. In the last 24 hours, 1,31,649 people were vaccinated across 2,398 sessions. **14,118 sessions has been conducted so far.**

S. No.	State/UT	Beneficiaries vaccinated
		
		
		

1	A & N Islands	644
2	Andhra Pradesh	91,778
3	Arunachal Pradesh	3,023
4	Assam	7,585
5	Bihar	47,433
6	Chandigarh	469
7	Chhattisgarh	16,255
8	Dadra & Nagar Haveli	125
9	Daman & Diu	94
10	Delhi	12,902
11	Goa	426
12	Gujarat	21,832
13	Haryana	30,402
14	Himachal Pradesh	5,094
15	Jammu & Kashmir	4,414
16	Jharkhand	11,641
17	Karnataka	1,21,466
18	Kerala	24,269
19	Ladakh	240
20	  lakshadweep   369 	

21	Madhya Pradesh	27,770
22	Maharashtra	52,055
23	Manipur	1454
24	Meghalaya	1365
25	Mizoram	1508
26	Nagaland	2,988
27	Odisha	68,743
28	Puducherry	759
29	Punjab	7,607
30	Rajasthan	32,379
31	Sikkim	573
32	Tamil Nadu	33,670
33	Telangana	69,405
34	Tripura	3,734
35	Uttar Pradesh	22,644
36	Uttarakhand	6,119
37	West Bengal	46,310
38	Miscellaneous	26,940
	Total	8,06,484

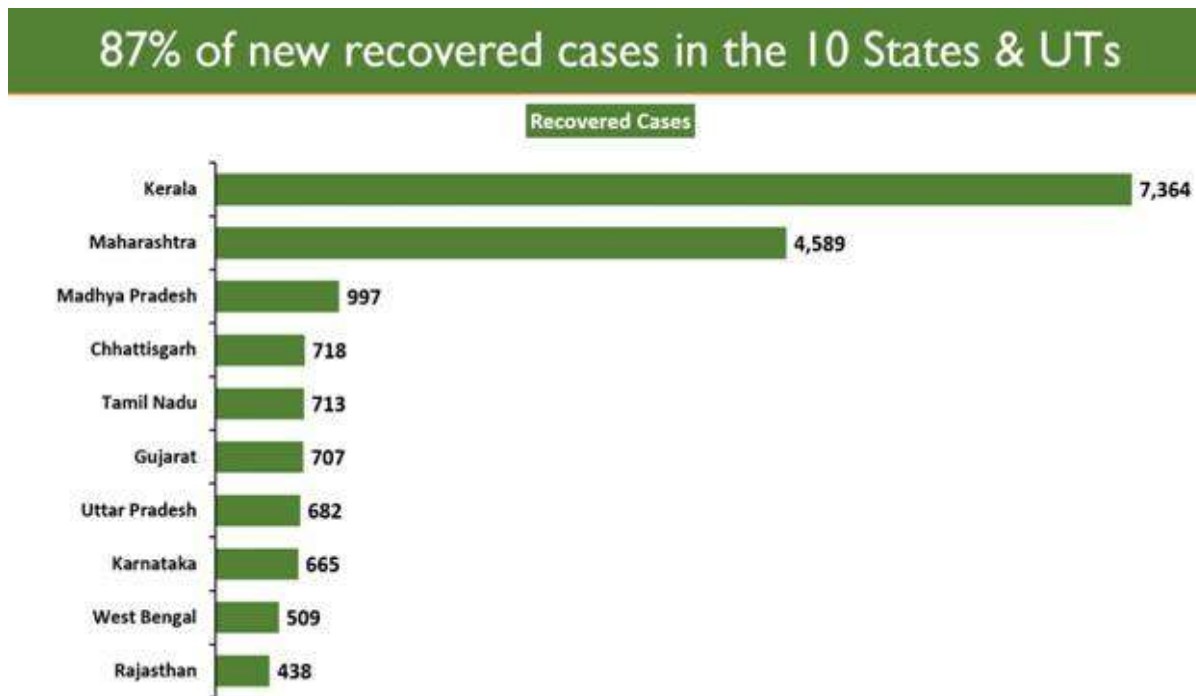


19,965 cases have recovered in the last 24 hours.

The total recovered cases stand at **10,265,706** which translates to a Recovery Rate of **96.75%**.

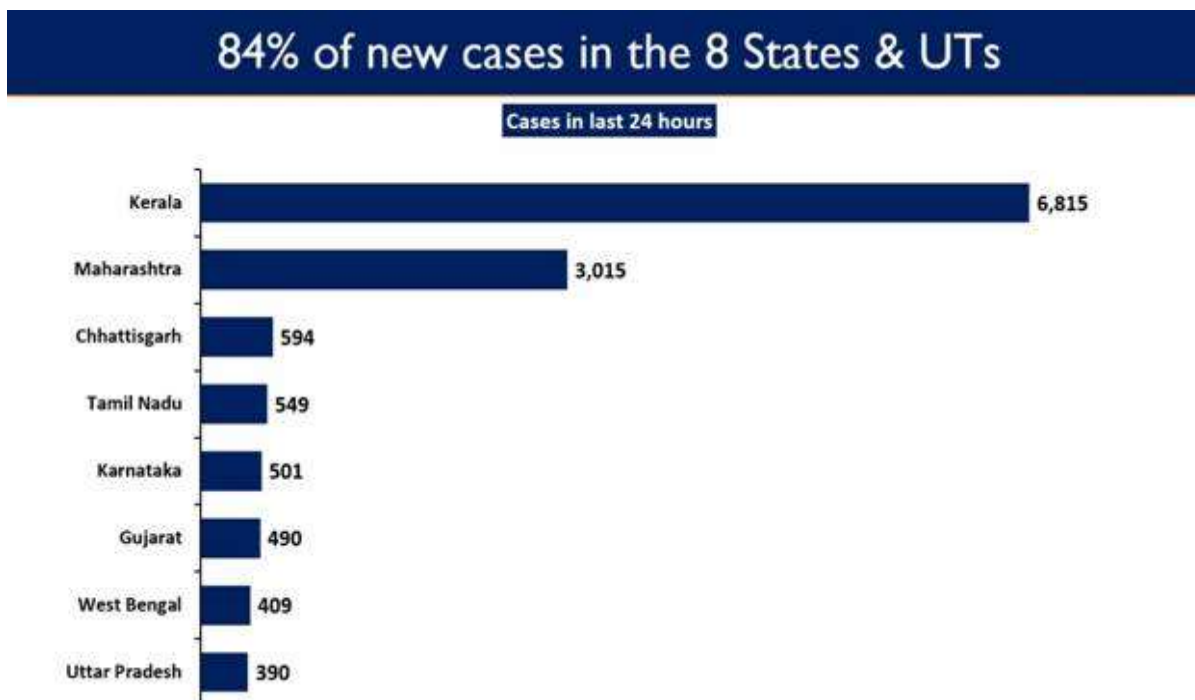
87.06% of the new recovered cases are observed to be concentrated in 10 States/UTs.

Kerala has reported the maximum number of single day recoveries with 7,364 recoveries. Maharashtra follows with 4,589 new recoveries.



83.84% of the new cases are concentrated in eight States and UTs.

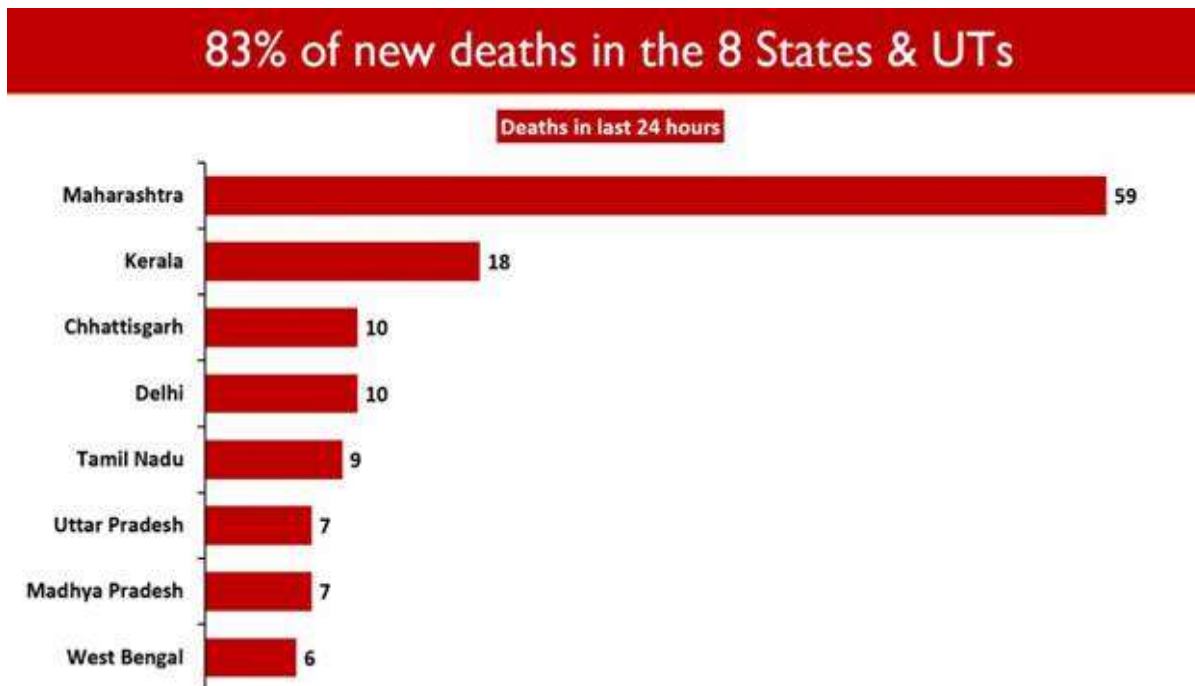
Kerala reported the maximum daily new cases numbering 6,815 in the last 24 hours. Maharashtra has recorded 3,015 new cases while Chhattisgarh registered 594 new cases yesterday.



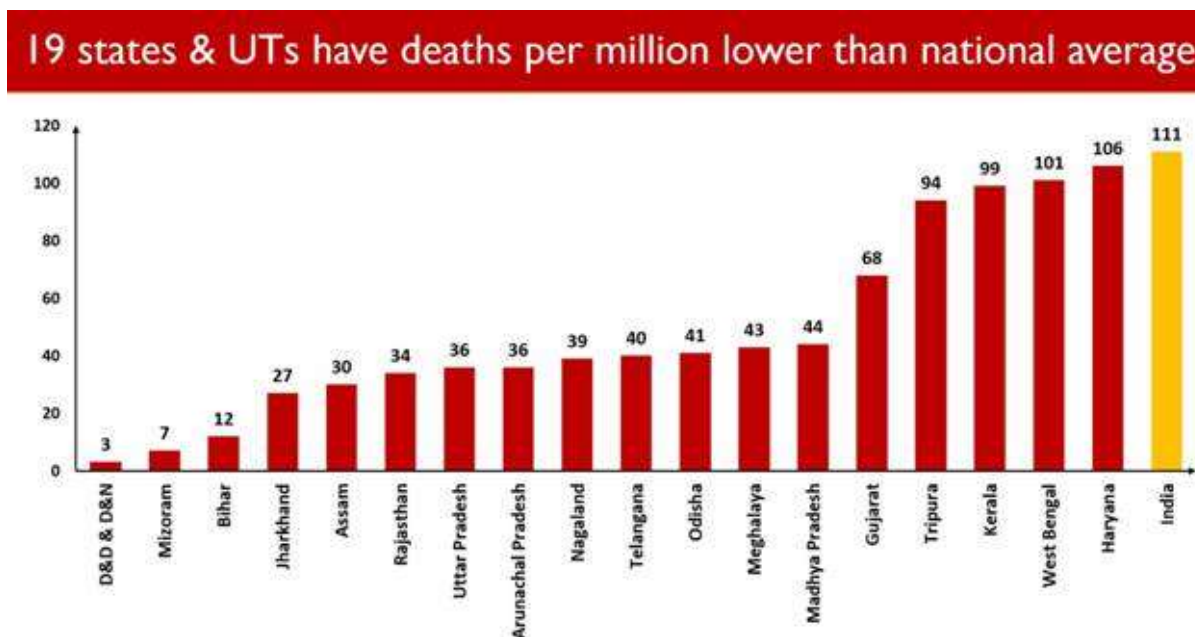
Eight States/UTs account for **83.44%** of the **151** case fatalities reported in the past 24 hours.



Maharashtra reported 59 deaths. Kerala and Chhattisgarh follow with 18 and 10 new deaths, respectively.



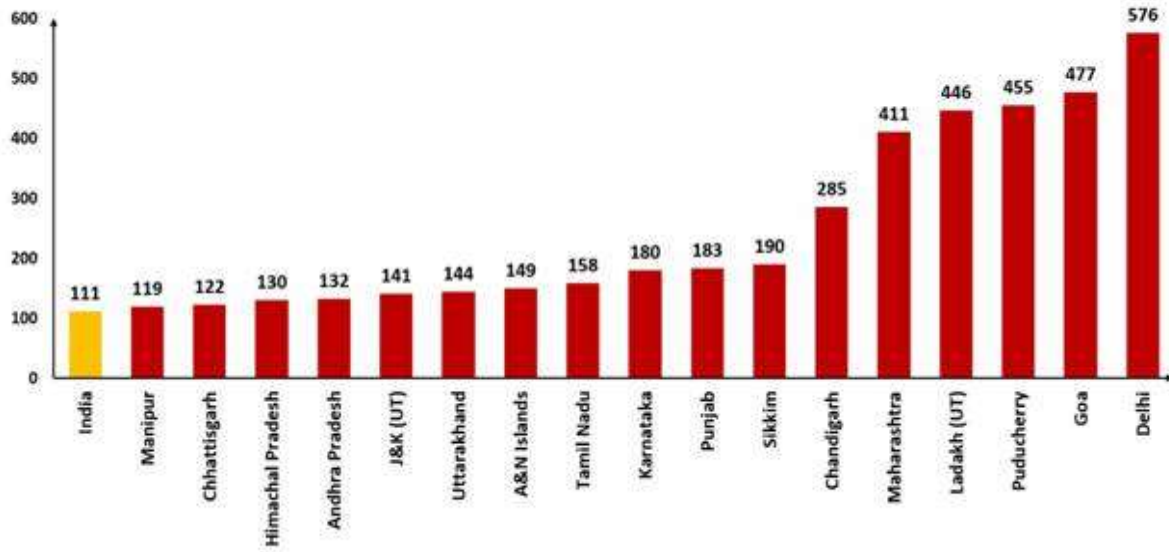
19 States/UTs have deaths per million lower than the national average. India's deaths per million is **111** whereas the fatality rate is **1.44%**.



On the other hand, 17 States/UTs have deaths per million higher than the national average.



17 states & UTs have deaths per million higher than national average



MV/SJ

(Release ID: 1690691) Visitor Counter : 62

Read this release in: Manipuri , Gujarati

