



Ministry of Health and Family Welfare

A significant achievement in India's Covid19 trajectory- Active Caseload slips below 2 Lakhs after 6 Months and 24Days

India registers one of the lowest daily new confirmed COVID19 cases per million population in the last 7 days

A total of 6,74,835 beneficiaries vaccinated
2,20,786 people vaccinated across 3,860 sessions
in the last 24 hours

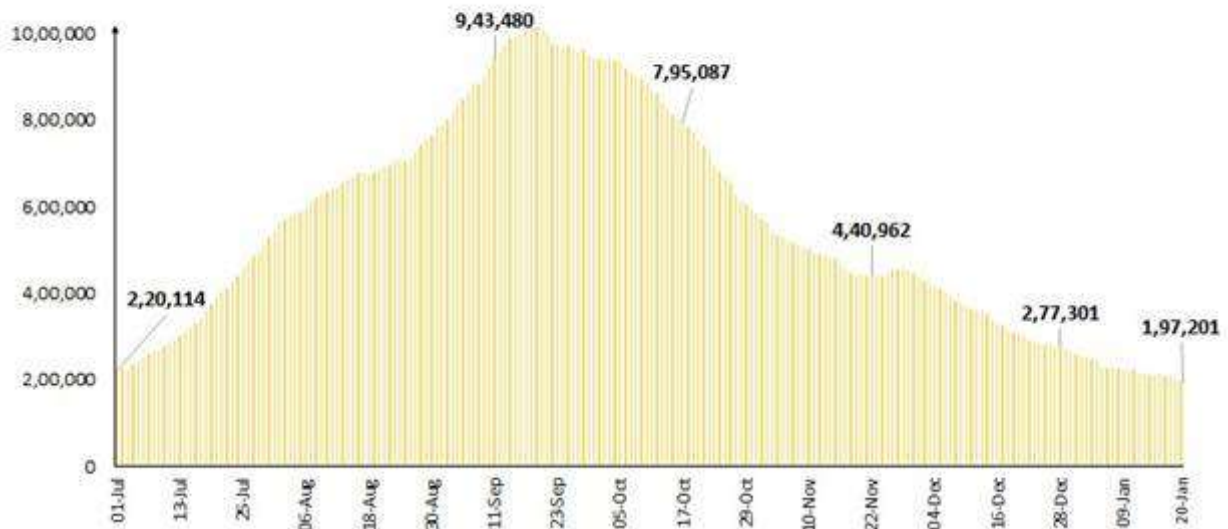
Posted On: 20 JAN 2021 12:34PM by PIB Delhi

India accomplished a significant achievement today. The total Active Caseload has **fallen below the 2-lakh mark** today to **1,97,201**. This number translates to just **1.86%** of total cases. This is the lowest after **207** days. The total active cases were 1,97,387 on 27th June, 2020.

16,988 cases have recovered and discharged in the last 24 hours. This has led to a net decline of **3327** from the total active caseload.

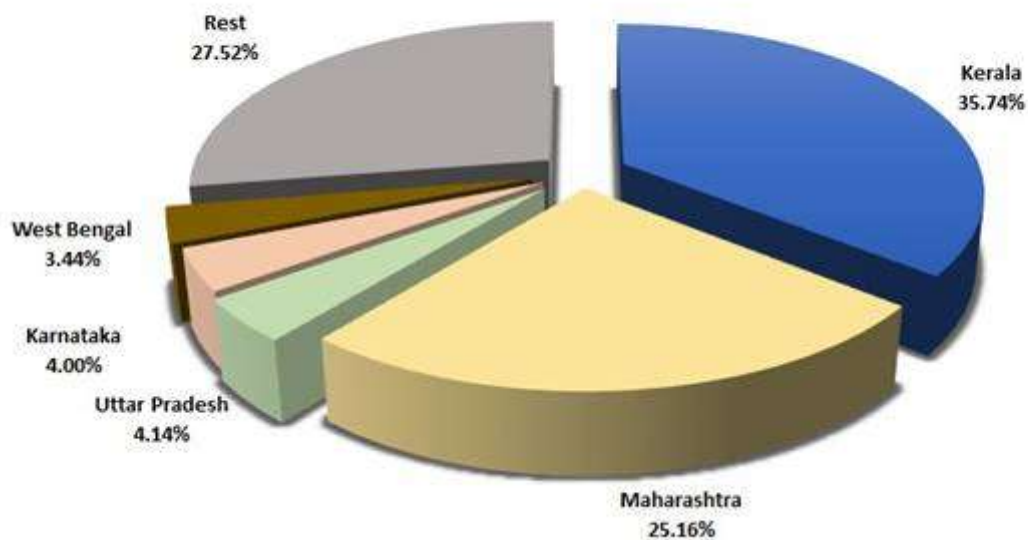


Active cases dip below 2 lakhs, lowest in last six months

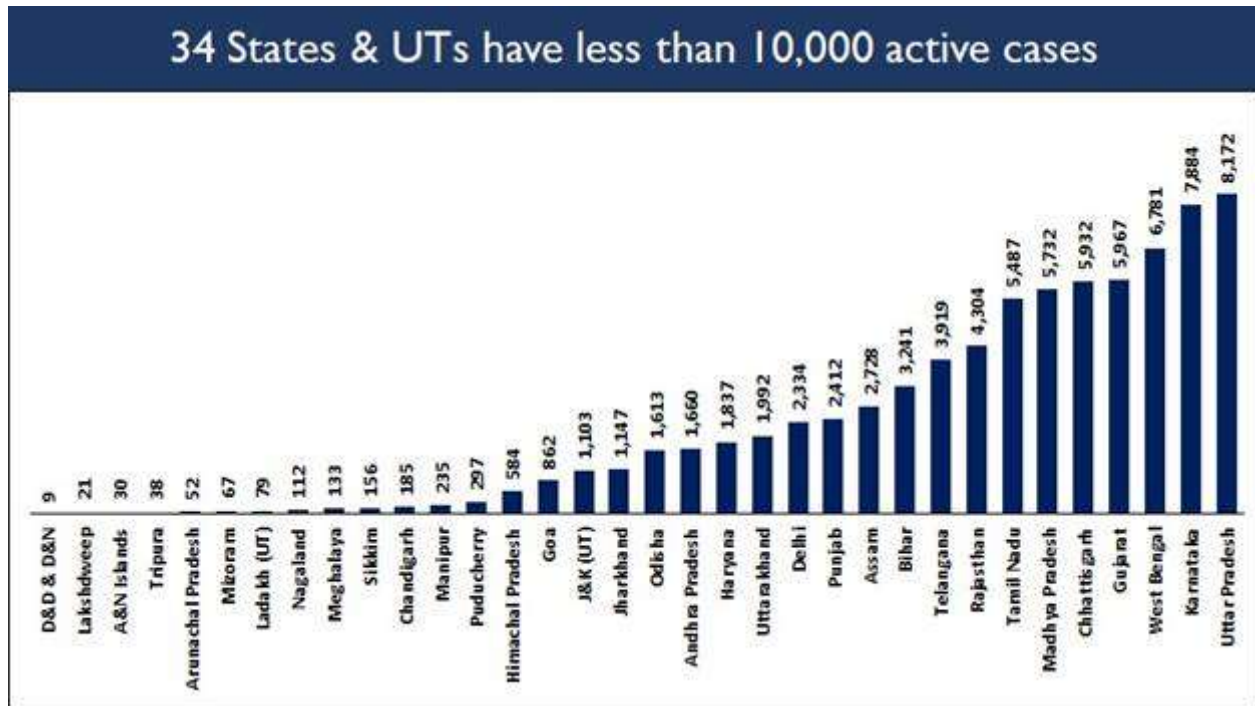


72% of these active cases are concentrated in just 5 States.

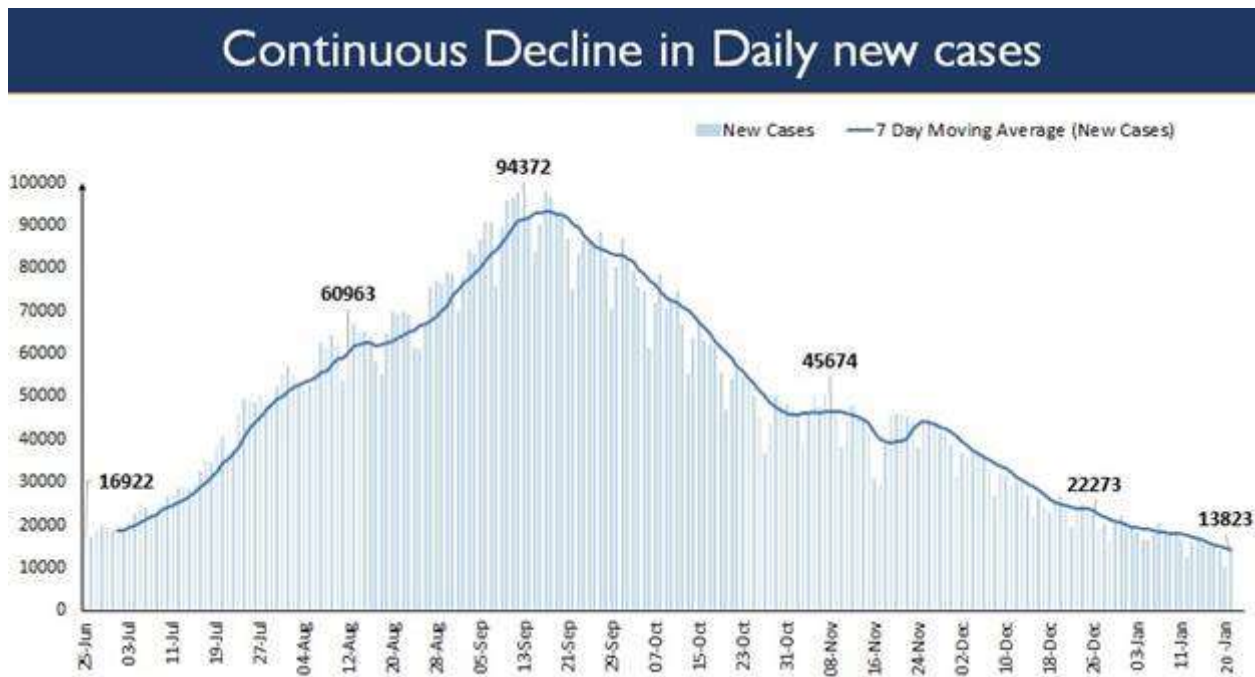
5 States account for 72% of total active cases in the country



34 States and UTs have less than 10,000 active cases.



India’s daily new cases are on a steady decline which has also contributed to the shrinkage in Active Caseload.

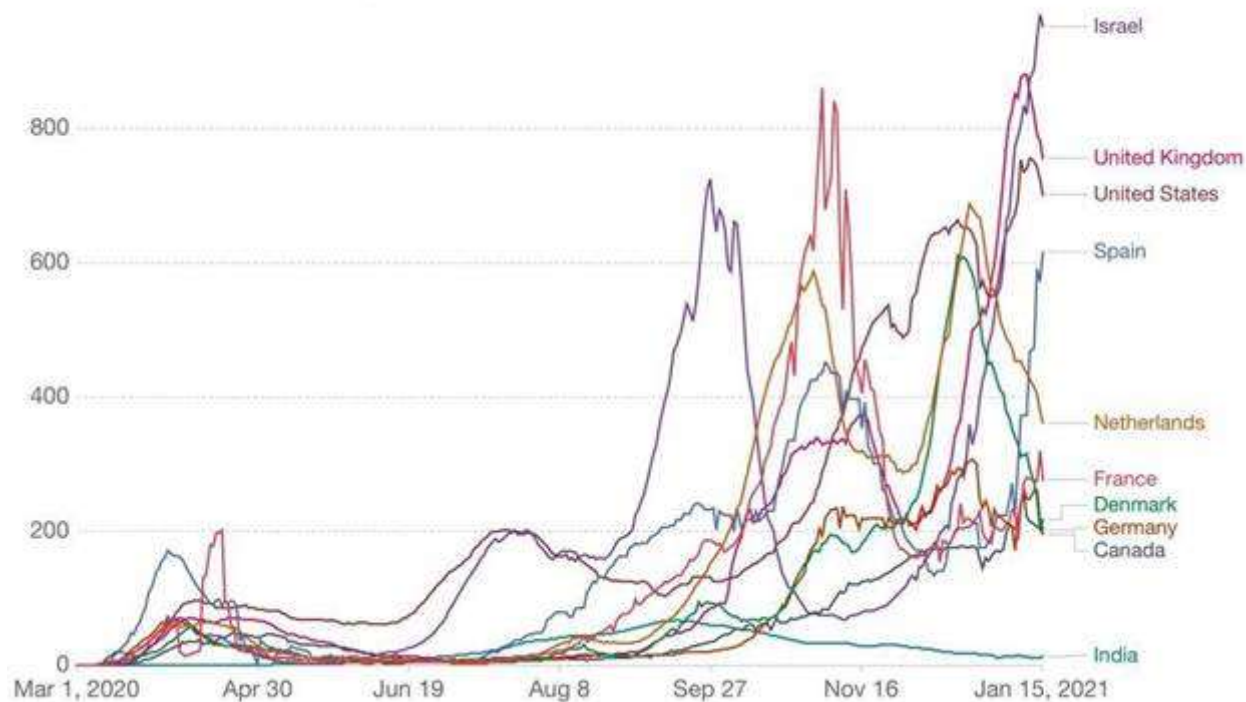


Globally, India has one of the lowest daily new confirmed COVID19 cases per million population in the last 7 days.



Daily new confirmed COVID-19 cases per million people

Shown is the rolling 7-day average. The number of confirmed cases is lower than the number of actual cases; the main reason for that is limited testing.








Source: Johns Hopkins University CSSE COVID-19 Data – Last updated 17 January, 00:02 (London time)

CC BY

As on 20th January, 2021, till 7 AM, a total of **6,74,835** beneficiaries have received the vaccination. In the last 24 hours, **2,20,786** people were vaccinated across **3,860** sessions. **11,720** sessions has been conducted so far.

S. No.	State/UT	Beneficiaries vaccinated
1	A & N Islands	644
2	Andhra Pradesh	65,597
3	Arunachal Pradesh	2,805
4	Assam	7,585
5	Bihar	47,395
6	Chandigarh	469
7	Chhattisgarh	10,872



8	Dadra & Nagar Haveli	125		
9	Daman & Diu	94		
10	Delhi	12,902		
11	Goa	426		
12	Gujarat	21,832		
13	Haryana	28,771		
14	Himachal Pradesh	5,049		
15	Jammu & Kashmir	4,414		
16	Jharkhand	8,808		
17	Karnataka	82,975		
18	Kerala	24,007		
19	Ladakh	119		
20	Lakshadweep	369		
21	Madhya Pradesh	18,174		
22	Maharashtra	33,484		
23	Manipur	1111		
24	Meghalaya	1037		
25	Mizoram	1091		
26	Nagaland	2,360		
	Odisha 			60,797 

28	Puducherry	759
29	Punjab	5,567
30	Rajasthan	32,379
31	Sikkim	358
32	Tamil Nadu	25,908
33	Telangana	69,405
34	Tripura	3,734
35	Uttar Pradesh	22,644
36	Uttarakhand	6,119
37	West Bengal	43,559
38	Miscellaneous	21,091
	Total	6,74,835

The Total Recovered Cases stand at **1.02 cr (10,245,741)**.

The total recovered cases have crossed the Active caseload by one crore a few days ago. The gap presently stands at **10,048,540 today**. The Recovery Rate has improved to **96.70%** today. This difference is continuously growing as the recoveries outpace the daily new cases.

80.43% of the new recovered cases are observed to be concentrated in 10 States/UTs.

Maharashtra has reported the maximum number of single day recoveries with 4,516 newly recovered cases. 4,296 people recovered in Kerala followed by 807 in Karnataka.



80% of new recovered cases in the 9 States & UTs



79.2% of the new cases are concentrated in seven States and UTs.

Kerala reported the highest daily new cases at 6,186. It is followed by Maharashtra with 2,294 new cases.

80% of new cases in the 7 States & UTs



There is also a steady decline in the number of daily fatalities which stands at 162 today.



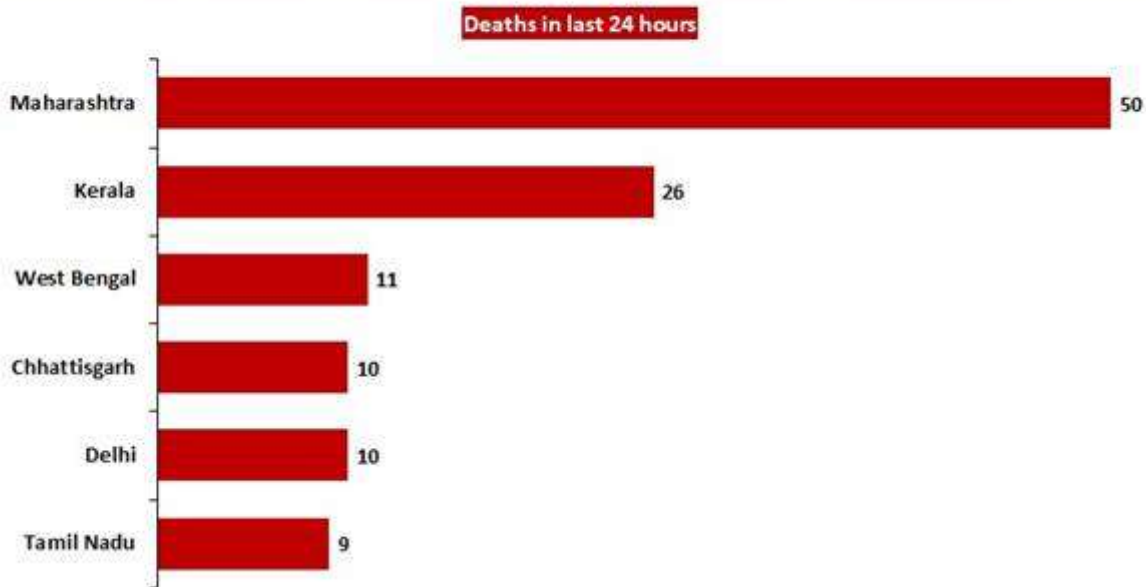
Steady decline in the number of daily deaths



Six States/UTs account for **71.6%** of new deaths.

Maharashtra saw the maximum casualties (50). Kerala and West Bengal follow with 26 and 11 daily deaths, respectively.

72% of new deaths in the 6 States & UTs



MV/SJ

HFW/COVID States data/20th January 2021/1



(Release ID: 1690290) Visitor Counter : 56

Read this release in: Urdu , Hindi , Manipuri , Gujarati

