



Ministry of Health and Family Welfare

India's records lowest Daily New Cases in 7 months; 10,064 found positive in the last 24 hours

Total Number of people vaccinated is MORE THAN DOUBLE the number of Active Cases

Posted On: 19 JAN 2021 11:29AM by PIB Delhi

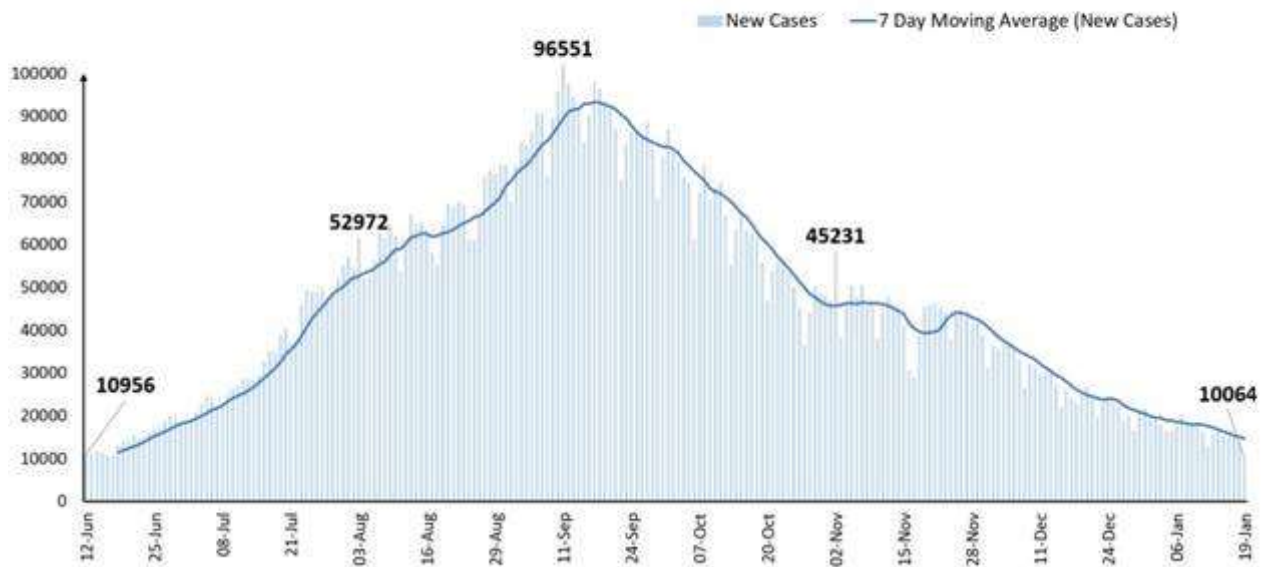
India has crossed a crucial milestone in its fight against the global pandemic. **The daily new cases have touched a new low today.**

10,064 daily new cases were added to the national tally in the last 24 hours **after seven months.** The daily new cases were 10,956 on 12th June, 2020.

India's total Active Caseload has dropped to **2 lakh (2,00,528)** today.

India's present active caseload now consists of just **1.90%** of India's total Positive Cases.

Daily new cases approx. 10,000 after 7 months








The fall in the number of daily new cases is accompanied by a fast rising number of people getting vaccinated against COVID19 across all States and UTs. **The total number of people vaccinated is MORE THAN DOUBLE the number of Active Cases.**



In the last 24 hours, 2,23,669 people were vaccinated across 3,930 sessions taking the cumulative total of people vaccinated to **4,54,049 (across 7,860 sessions conducted so far)**.

State wise breakup of the beneficiaries is as follows:

S. No.	State/UT	Beneficiaries vaccinated
1	A & N Islands	442
2	Andhra Pradesh	46,680
3	Arunachal Pradesh	2,805
4	Assam	5,542
5	Bihar	33,389
6	Chandigarh	265
7	Chhattisgarh	10,872
8	Dadra & Nagar Haveli	80
9	Daman & Diu	43
10	Delhi	7,968
11	Goa	426
12	Gujarat	10,787
13	Haryana	17,642
14	Himachal Pradesh	4,817
15	Jammu & Kashmir	3,375
	Jharkhand 	6,059 
		 

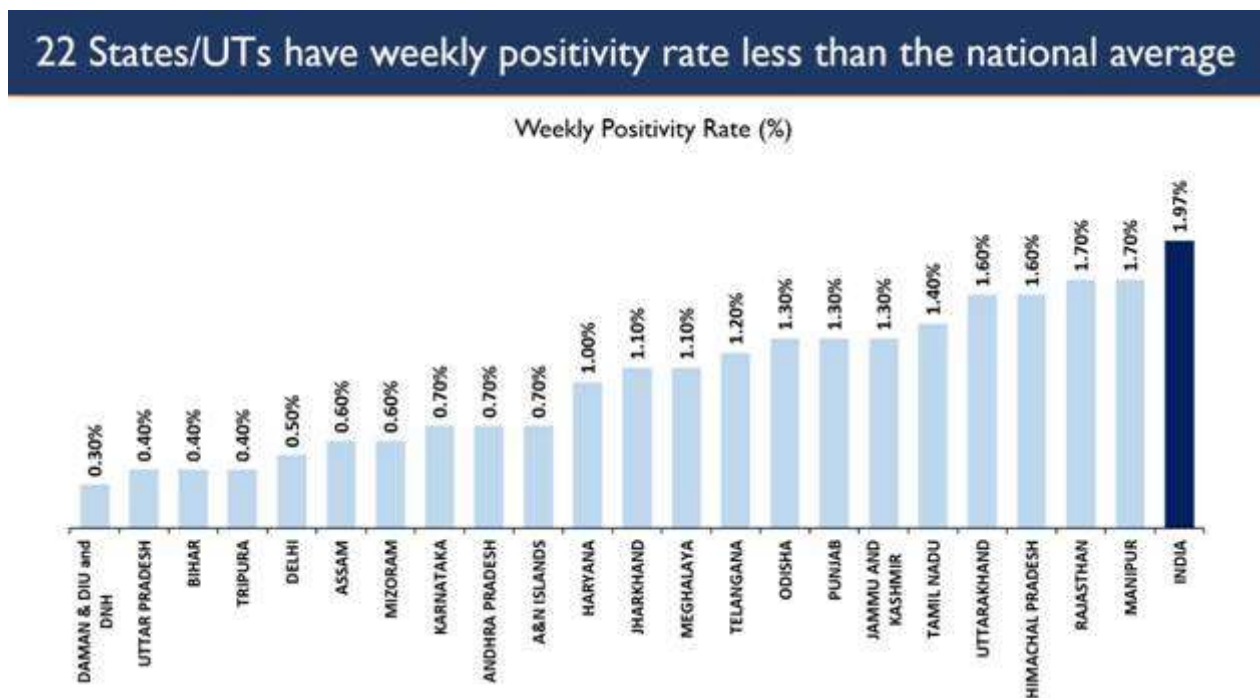
17	Karnataka	66,392	
18	Kerala	15,477	
19	Ladakh	119	
20	Lakshadweep	201	
21	Madhya Pradesh	18,174	
22	Maharashtra	18,582	
23	Manipur	978	
24	Meghalaya	530	
25	Mizoram	554	
26	Nagaland	1,436	
27	Odisha	46,506	
28	Puducherry	554	
29	Punjab	3,318	
30	Rajasthan	23,546	
31	Sikkim	120	
32	Tamil Nadu	16,462	
33	Telangana	17,408	
34	Tripura	1,736	
35	Uttar Pradesh	22,644	
	Uttarakhand 	 4,237 	

37	West Bengal	29,866
38	Miscellaneous	14,017

Positivity rate has also seen a deep dip with the increase in number of testing infrastructure.

India's weekly positivity rate is **1.97%**.

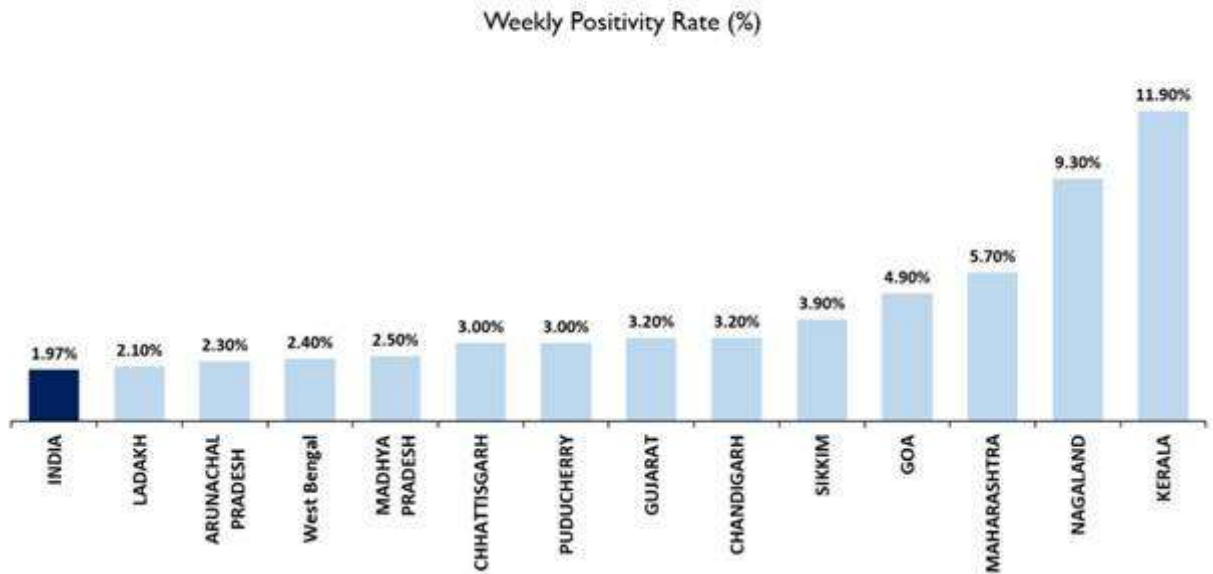
22 States/UTs have weekly positivity rate less than the national average.



13 States/UTs have weekly positivity rate more than the national average.

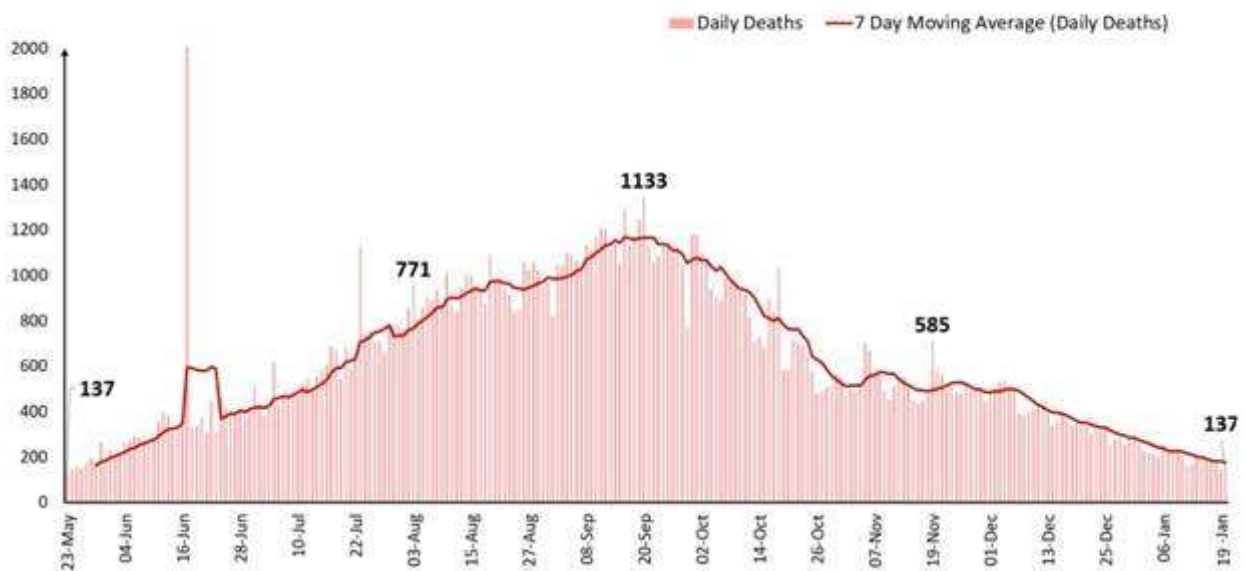


13 States/UTs have weekly positivity rate more than the national average



The country has recorded **less than 140 fatalities (137 fatalities)** in the last 24 hours after **approximately 8 months**.

Daily deaths less than 140 after 8 months



India's Recovery Rate has leaped past **96.66%** today. The total number of recoveries has touched **1,02,28,753** while the number of Active Cases in the country stands at **2,08,012** today.

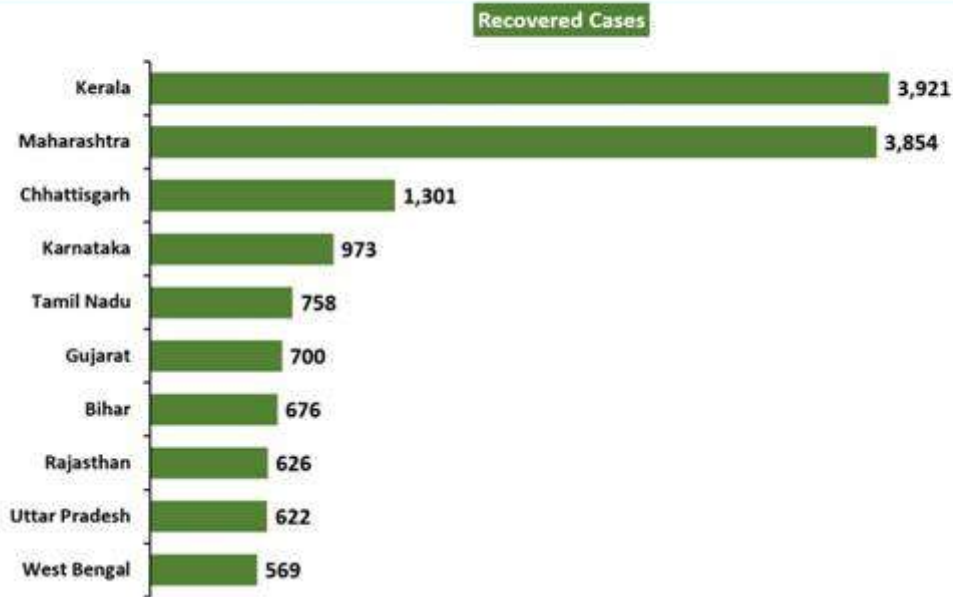
17,411 recoveries have been registered in the last 24 hours in the country.

80.41% of the new recovered cases are observed from Ten States/UTs.

Kerala has reported the highest number of recoveries with 3,921 newly recovered cases in single day. 3,854 people recovered in Maharashtra in the past 24 hours followed by 1,301 in Chhattisgarh.




80% of new recovered cases in the 10 States & UTs



71.76% of the new cases are from Six States and UTs.

Kerala continues to report the highest number of daily new cases at 3,346. It is followed by Maharashtra and Tamil Nadu with 1,924 and 551 new cases, respectively.

72% of new cases in the 6 States & UTs

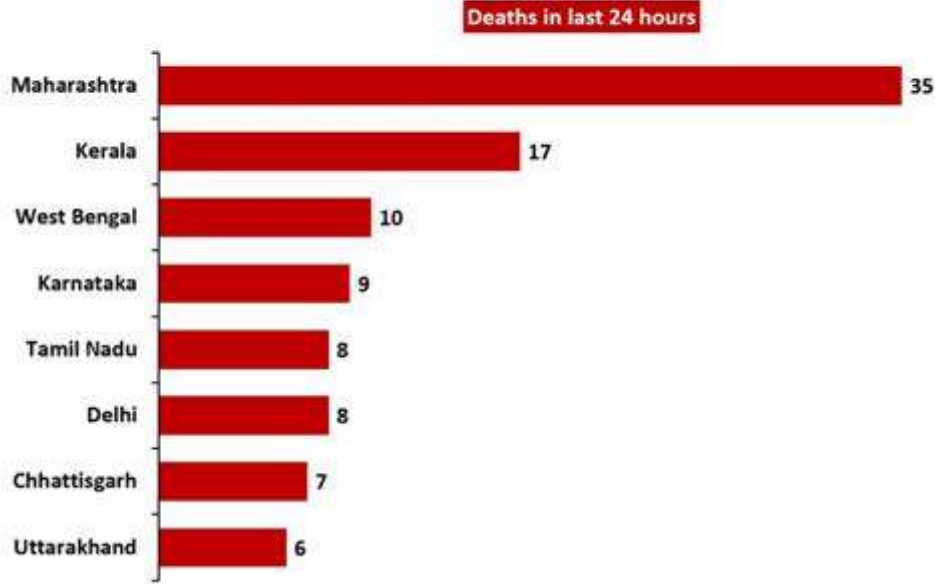


Eight States & UTs has reported 72.99% of the total fatalities happened in the last 24 hours.

Maharashtra has reported 35 deaths. Kerala also saw a fatality count of 17 while West Bengal reported 10 new deaths.



73% of new deaths in the 8 States & UTs



MV

HFV/COVID States data/19th January 2021/1

(Release ID: 1689895) Visitor Counter : 86

Read this release in: Urdu , Marathi , Manipuri , Gujarati , Tamil

